A 0001 AUDIO VISUAL SYSTEM LAYOUT FOR AUDITORIUM WITH VIP SEATS CONFIGURATION-2 EXHIBITION+ PRESENTATION (SHEET 03 OF 11)

1 : 200

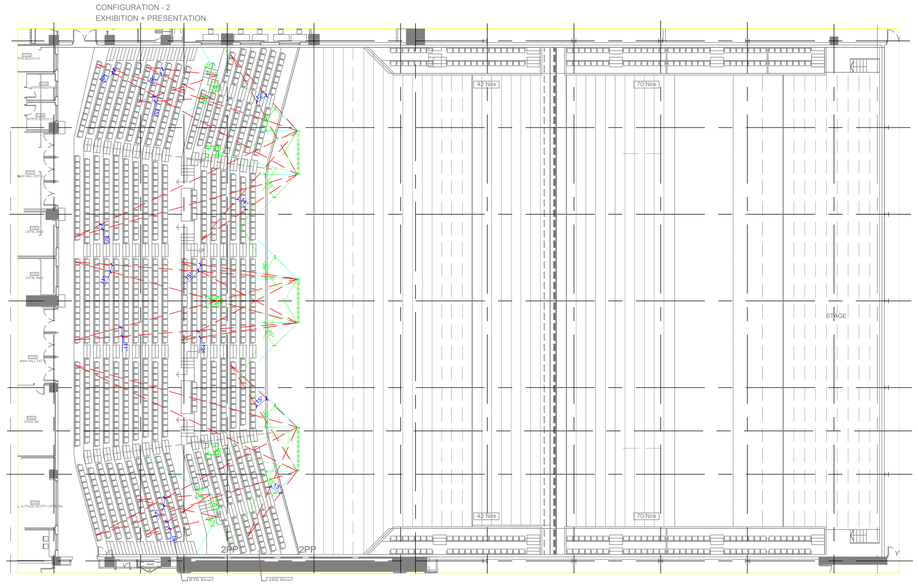

B 0001 AUDIO VISUAL SYSTEM LAYOUT FOR AUDITORIUM CONFIGURATION-2 EXHIBITION+ PRESENTATION (SHEET 03 OF 11)

1 : 200

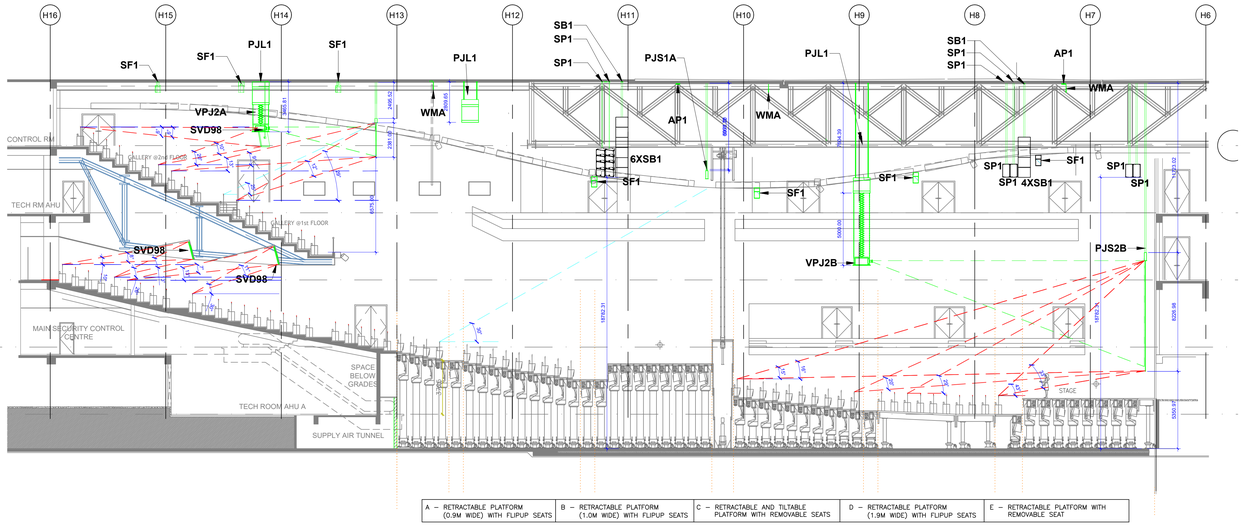

C 0001 AUDIO VISUAL SYSTEM LAYOUT FOR AUDITORIUM CONFIGURATION-2 EXHIBITION+ PRESENTATION SECTION

1 : 150

KEY PLAN

Owner / Employer

India International Convention & Exhibition Centre Limited
Room No. 4524, Ministry of Commerce & Industry, DIPP, Udyog Bhawan, New Delhi - 110011, India

Department of Industrial Policy and Promotion Ministry of Commerce & Industry Government of India

Knowledge Partner

Delhi Mumbai Industrial Corridor Development Corporation
Room No.341 B, 3rd Floor Hotel Ashok, Diplomatic Enclave, 50B Chankyapuri, New Delhi - 110021

Employer's Representative

Employer's Engineer
Programme Management Consultant (PMC)

Preliminary Engineering Architecture Consultants (PEAC)

Av. Del Monasterio de El Escorial, 4, 28049 Madrid, Spain

No.D-1, Ashirwad Building, Green Park, New Delhi, Delhi 110016, India

EPC Contractor

L&T Construction
Buildings & Factories
Mount Poonamallee Road, Manapakkam, P.B.No.979, Chennai - 600 089

EPC Contractor's Representatives

Design Consultant
Engineering Design and Research Center (EDRC)
L&T Construction - Buildings & Factories

Architectural Consultant
Arcop Associates Pvt. Ltd.
A-15, Pampose Enclave , G.K.-1
New Delhi, Delhi 110048, India

Structural Proof Consultant
Indian Institute of Technology (IIT) Madras
Sardar Patel Rd, Opposite to C. L.R.I, Adyar, Chennai, Tamil Nadu 600036

MEP Proof Consultant
Egis India Consulting Engineers Pvt. Ltd.
Plot No. 66, Sector 32, Institutional Area, Opp. Zenotfe Solutions, Gurugram, Haryana 122001

ICT Proof Consultant
CKR Consulting Engineers Pvt. Ltd.
#401, 3rd Floor, Rahmans Arcade, Subbaramachetty Road, Nellalappa Circle, Basavanagudi, Bengaluru - 560004

Certification

EPC Contractor

Design Consultant

Architectural Consultant

Proof Consultant

Structural	MEP	ICT

PEAC

Issued by:
Employer / Employer's Engineer

REV	DESCRIPTION	DATE	DSGN	DRWN	CHKD	APPD
R0	ISSUED AS GOOD FOR CONSTRUCTION	20.03.20	BVH	SS	MSK	GNR

Revisions

ARCHITECTURE			FPS			
STRUCTURAL			PIPING			
ELECTRICAL			PHE			
ELV SYSTEM			GIS			
HVAC			GEOTECH			
CHECKED BY	SIGN	DATE	CHECKED BY	SIGN	DATE	

EPC Contractor
L&T Construction Buildings & Factories

JOB No : O17203

Project Name
DESIGN AND CONSTRUCTION OF INDIA INTERNATIONAL CONVENTIONAL & EXPO CENTRE
SECTOR 25,DWARKA,NEW DELHI,INDIA

Drawing Status
GOOD FOR CONSTRUCTION (GFC)

Drawing No			Rev. No
L	07	0001	R0

Key Plan

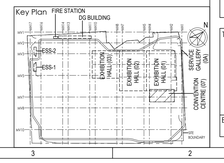

Title :

CONVENTION CENTER
AUDIO VISUAL SYSTEM LAYOUT FOR AUDITORIUM CONFIGURATION-2 EXHIBITION+ PRESENTATION (SHEET 03 OF 11)

EDRC DWG No :	Scale	Sheet Size
O17203-L-SP-07-DC-0001	AS INDICATED	A0

This drawing is the property of L&T Construction, E&R (EDRC) and must not be passed on to any person or body without our prior permission in writing.

CONFIGURATION - 3
VIP SEATING AND VIP SEATING



A 0001 AUDIO VISUAL SYSTEM LAYOUT FOR AUDITORIUM WITH VIP SEATS CONFIGURATION-3 VIP SEATING (SHEET 04 OF 11)
1 : 200

CONFIGURATION - 3
VIP SEATING AND VIP SEATING

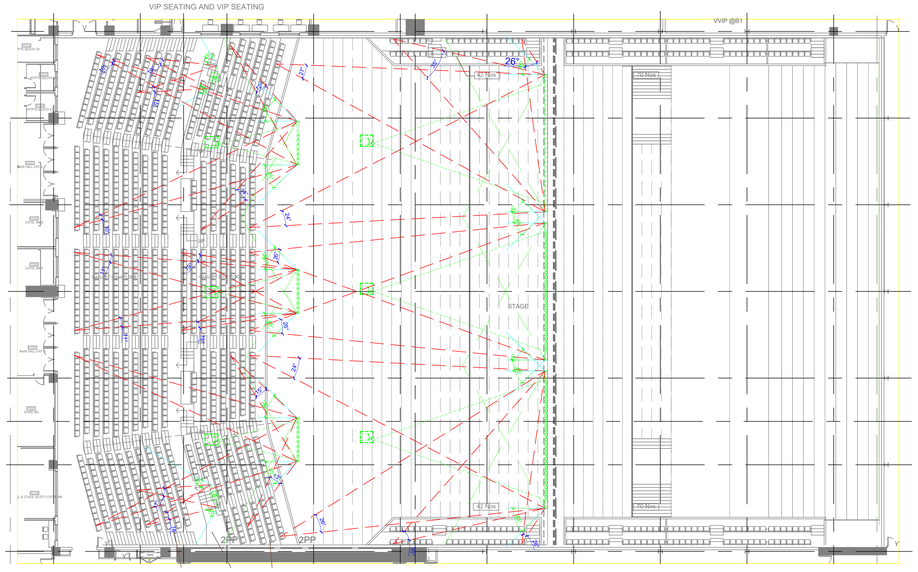

B 0001 AUDIO VISUAL SYSTEM LAYOUT FOR AUDITORIUM CONFIGURATION-3 VIP SEATING (SHEET 04 OF 11)
1 : 200

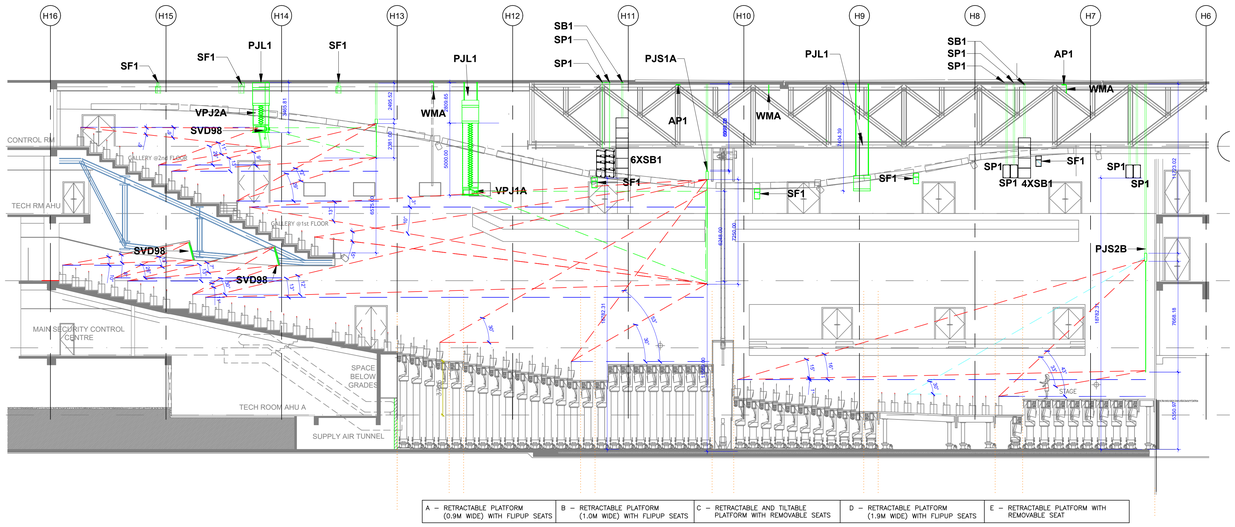

C 0001 AUDIO VISUAL SYSTEM LAYOUT FOR AUDITORIUM CONFIGURATION-3 VIP SEATING SECTION
1 : 150

KEY PLAN



Key Plan

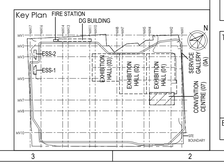

Owner / Employer
India International Convention & Exhibition Centre Limited
Room No. 452A, Ministry of Commerce & Industry, DIPP, Udyog Bhawan, New Delhi - 110011, India

Department of Industrial Policy and Promotion Ministry of Commerce & Industry Government of India

Knowledge Partner
Delhi Mumbai Industrial Corridor Development Corporation
Room No.341 B, 3rd Floor Hotel Ashok, Diplomatic Enclave, 50B Chankyapuri, New Delhi - 110021

Employer's Representative
Employer's Engineer
Programme Management Consultant (PMC)

Preliminary Engineering Architecture Consultants (PEAC)

Av. Del Monasterio de El Escorial, 4, 28049 Madrid, Spain
No.D-1, Ashirwad Building, Green Park, New Delhi, Delhi 110016, India

EPC Contractor
L&T Construction
Buildings & Factories
Mount Poonamallee Road, Manapakkam, P.B.No.979, Chennai - 600 089

EPC Contractor's Representatives
Design Consultant
Engineering Design and Research Center (EDRC)
L&T Construction - Buildings & Factories

Architectural Consultant
Arcop Associates Pvt. Ltd.
A-15, Pampose Enclave , G.K.-1
New Delhi, Delhi 110048, India

Structural Proof Consultant
Indian Institute of Technology (IIT) Madras
Sardar Patel Rd, Opposite to C. L.R.I, Adyar, Chennai, Tamil Nadu 600036

MEP Proof Consultant
Egis India Consulting Engineers Pvt. Ltd.
Plot No. 66, Sector 32, Institutional Area, Opp: Zenotix Solutions, Gurugram, Haryana 122001

ICT Proof Consultant
CKR Consulting Engineers Pvt. Ltd.
#401, 3rd Floor, Narayana Arcade, Subbaramachetty Road, Nellalappa Circle, Basavanagudi, Bengaluru - 560004

Certification

EPC Contractor

Design Consultant

Architectural Consultant

Proof Consultant

Structural	MEP	ICT

PEAC

Issued by:
Employer / Employer's Engineer

REV	DESCRIPTION	DATE	DSGN	DRWN	CHKD	APPD
R0	ISSUED AS GOOD FOR CONSTRUCTION	20.03.20	BVH	SS	MSK	QNR

Revisions

ARCHITECTURE			FPS			
STRUCTURAL			PIPING			
ELECTRICAL			PHE			
ELV SYSTEM			GIS			
HVAC			GEOTECH			
CHECKED BY	SIGN	DATE	CHECKED BY	SIGN	DATE	

EPC Contractor
L&T Construction
Buildings & Factories

JOB No : 017203

Project Name
DESIGN AND CONSTRUCTION OF INDIA INTERNATIONAL CONVENTIONAL & EXPO CENTRE

SECTOR 25,DWARKA,NEW DELHI,INDIA

Drawing Status
GOOD FOR CONSTRUCTION (GFC)

Drawing No			Rev. No
L	07	0001	R0

Title :
CONVENTION CENTER
AUDIO VISUAL SYSTEM LAYOUT FOR AUDITORIUM CONFIGURATION-3 VIP SEATING (SHEET 04 OF 11)

EDRC DWG No :	Scale	Sheet Size
017203-L-SP-07-DC-0001	AS INDICATED	A0

This drawing is the property of L&T Construction, E&R (EDRC) and must not be passed on to any person or body without our prior permission in writing.



A 0001 AUDIO VISUAL SYSTEM LAYOUT FOR AUDITORIUM WITH VIP SEATS CONFIGURATION-4 VIP SEATING AND BANQUET (SHEET 05 OF 11)

1 : 200

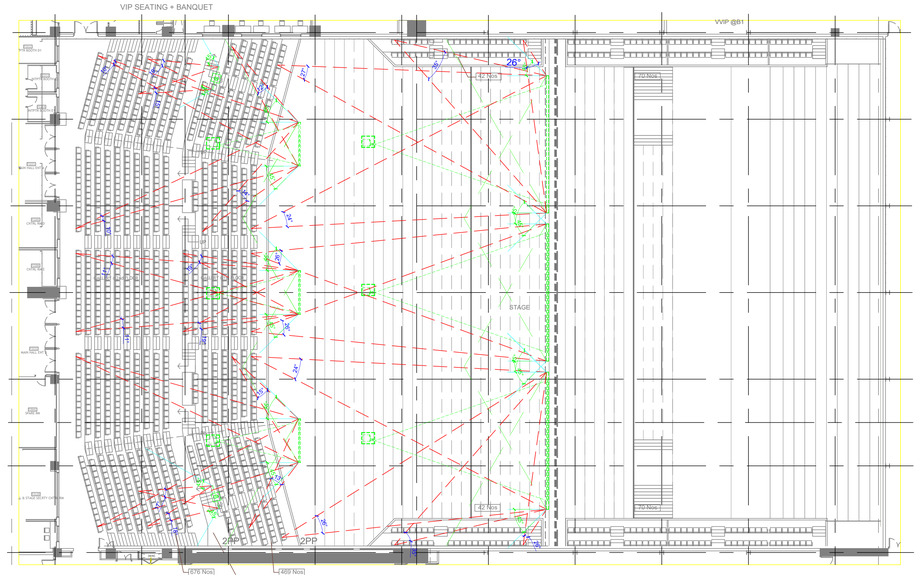

B 0001 AUDIO VISUAL SYSTEM LAYOUT FOR AUDITORIUM CONFIGURATION-4 VIP SEATING AND BANQUET (SHEET 05 OF 11)

1 : 200

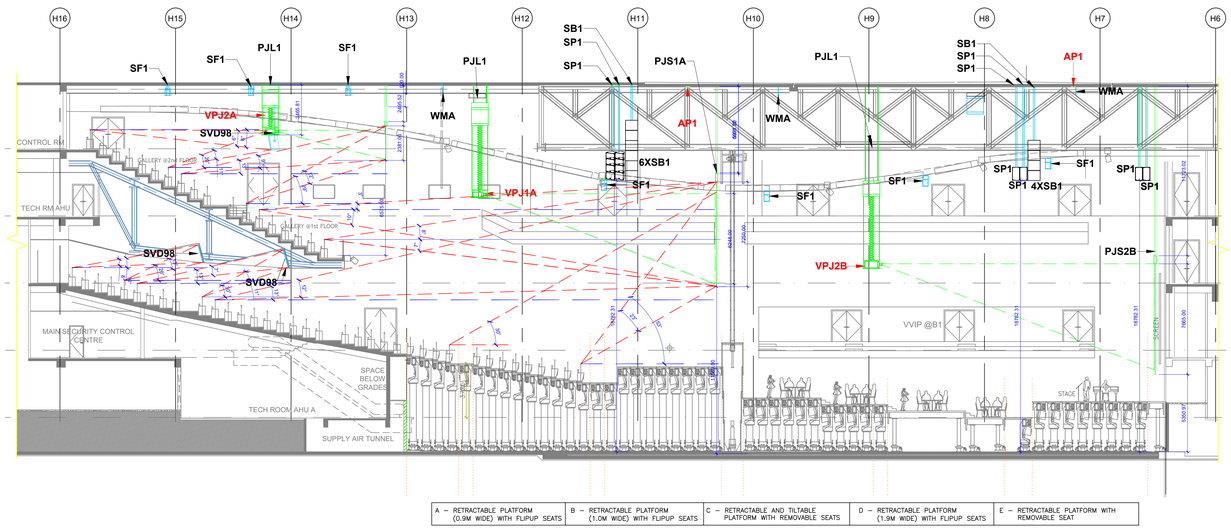

A – RETRACTABLE PLATFORM (0.9M WIDE) WITH FLIPUP SEATS	B – RETRACTABLE PLATFORM (1.0M WIDE) WITH FLIPUP SEATS	C – RETRACTABLE AND TILTABLE PLATFORM WITH REMOVABLE SEATS	D – RETRACTABLE PLATFORM (1.9M WIDE) WITH FLIPUP SEATS	E – RETRACTABLE PLATFORM WITH REMOVABLE SEAT

C 0001 AUDIO VISUAL SYSTEM LAYOUT FOR AUDITORIUM CONFIGURATION-4 VIP SEATING AND BANQUET SECTION

1 : 150

KEY PLAN

Owner / Employer

India International Convention & Exhibition Centre Limited
Room No. 452A, Ministry of Commerce & Industry, DIPP, Udyog Bhawan, New Delhi - 110011, India

Department of Industrial Policy and Promotion Ministry of Commerce & Industry Government of India

Knowledge Partner

Delhi Mumbai Industrial Corridor Development Corporation
Room No.341 B, 3rd Floor Hotel Ashok, Diplomatic Enclave, 50B Chankyapuri, New Delhi - 110021

Employer's Representative

Employer's Engineer
Programme Management Consultant (PMC)

Preliminary Engineering Architecture Consultants (PEAC)

Av. Del Monasterio de El Escorial, 4, 28049 Madrid, Spain

No.D-1, Ashirwad Building, Green Park, New Delhi, Delhi 110016, India

EPC Contractor

L&T Construction
Buildings & Factories
Mount Poonamallee Road, Manapakkam, P.B.No.979, Chennai - 600 089

EPC Contractor's Representatives

Design Consultant
Engineering Design and Research Center (EDRC)
L&T Construction - Buildings & Factories

Architectural Consultant
Arcop Associates Pvt. Ltd.
A-15, Pampose Enclave , G.K.-1
New Delhi, Delhi 110048, India

Structural Proof Consultant
Indian Institute of Technology (IIT) Madras
Sardar Patel Rd. Opposite to C. L.R.I, Adyar, Chennai, Tamil Nadu 600036

MEP Proof Consultant
Egis India Consulting Engineers Pvt. Ltd.
Plot No. 66, Sector 32, Institutional Area, Opp. Zenotix Solutions, Gurugram, Haryana 122001

ICT Proof Consultant
CKR Consulting Engineers Pvt. Ltd.
#411, 3rd Floor, Rahmans Arcade, Subbaramachetty Road, Nellalappa Circle, Basavanagudi, Bengaluru - 560004

Certification

EPC Contractor

Design Consultant

Architectural Consultant

Proof Consultant

Structural	MEP	ICT

PEAC

Issued by:
Employer / Employer's Engineer

R0	ISSUED AS GOOD FOR CONSTRUCTION		20.03.20	BVH	SS	MSK	GNR
REV	DESCRIPTION		DATE	DSGN	DRWN	CHKD	APPD

Revisions

ARCHITECTURE			FPS		
STRUCTURAL			PIPING		
ELECTRICAL			PHE		
ELV SYSTEM			GIS		
HVAC			GEOTECH.		
CHECKED BY	SIGN	DATE	CHECKED BY	SIGN	DATE

EPC Contractor
L&T Construction
Buildings & Factories

JOB No : O17203

Project Name
DESIGN AND CONSTRUCTION OF INDIA INTERNATIONAL CONVENTIONAL & EXPO CENTRE
SECTOR 25,DWARKA,NEW DELHI,INDIA

Drawing Status
GOOD FOR CONSTRUCTION (GFC)

Drawing No			Rev. No
L	07	0001	R0

Key Plan

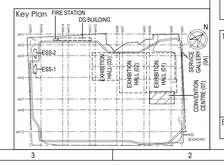

Title :

CONVENTION CENTER
AUDIO VISUAL SYSTEM LAYOUT FOR AUDITORIUM CONFIGURATION-4 VIP SEATING AND BANQUET (SHEET 05 OF 11)

EDRC DWG No :	Scale	Sheet Size
O17203-L-SP-07-DC-0001	AS INDICATED	A0

This drawing is the property of L&T Construction, E&R (EDRC) and must not be passed on to any person or body without our prior permission in writing.



A 0001 AUDIO VISUAL SYSTEM LAYOUT FOR AUDITORIUM WITH VIP SEATS CONFIGURATION-5 AWARDS, CONGRESS, CONVENTION (SHEET 06 OF 11)

1 : 200

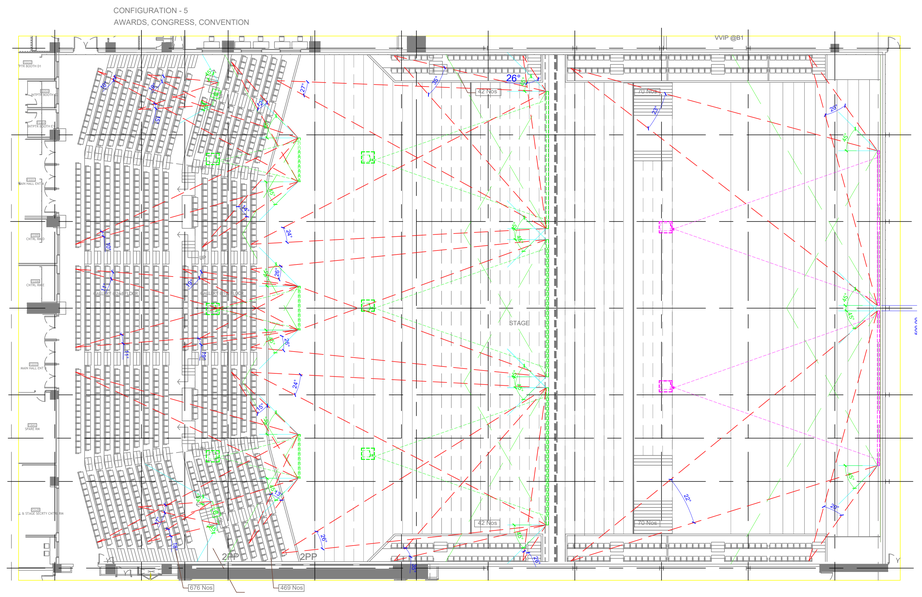

B 0001 AUDIO VISUAL SYSTEM LAYOUT FOR AUDITORIUM CONFIGURATION-5 AWARDS, CONGRESS, CONVENTION (SHEET 06 OF 11)

1 : 200

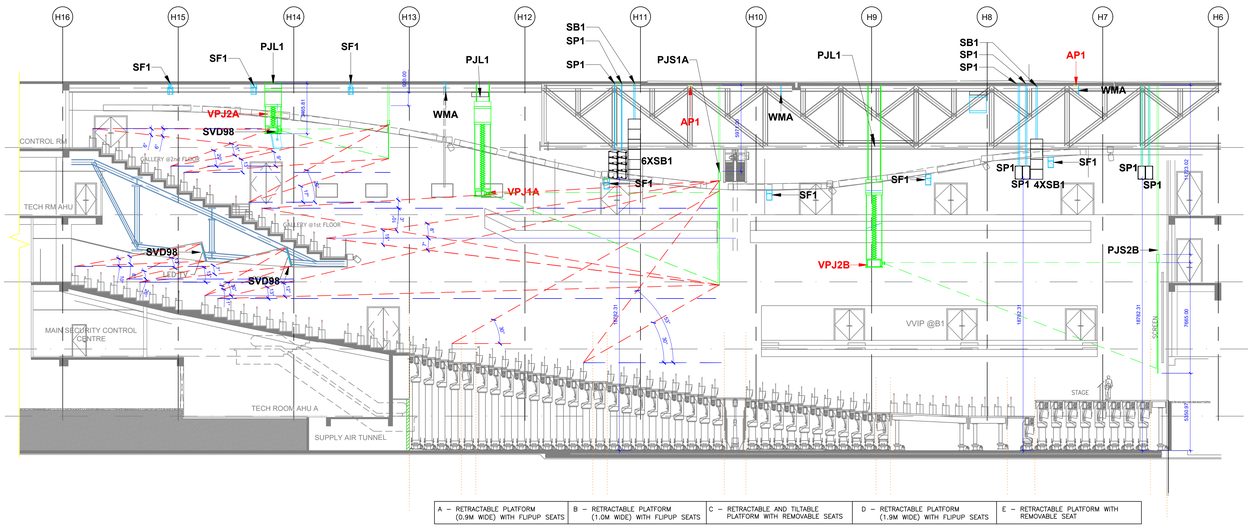

C 0001 AUDIO VISUAL SYSTEM LAYOUT FOR AUDITORIUM CONFIGURATION-5 AWARDS, CONGRESS, CONVENTION SECTION

1 : 150

KEY PLAN

Owner / Employer

India International Convention & Exhibition Centre Limited
Room No. 452A, Ministry of Commerce & Industry, DIPP, Udyog Bhawan, New Delhi - 110011, India

Department of Industrial Policy and Promotion Ministry of Commerce & Industry Government of India

Knowledge Partner

Delhi Mumbai Industrial Corridor Development Corporation
Room No.341 B, 3rd Floor Hotel Ashok, Diplomatic Enclave, 50B Chankyapuri, New Delhi - 110021

Employer's Representative

Employer's Engineer
Programme Management Consultant (PMC)

Preliminary Engineering Architecture Consultants (PEAC)

Av. Del Monasterio de El Escorial, 4, 28049 Madrid, Spain

No.D-1, Ashirwad Building, Green Park, New Delhi, Delhi 110016, India

EPC Contractor

L&T Construction
Buildings & Factories
Mount Poonamallee Road, Manapakkam, P.B.No.979, Chennai - 600 089

EPC Contractor's Representatives

Design Consultant
Engineering Design and Research Center (EDRC)
L&T Construction - Buildings & Factories

Architectural Consultant
Arcop Associates Pvt. Ltd.
A-15, Pampose Enclave , G.K.-1
New Delhi, Delhi 110048, India

Structural Proof Consultant
Indian Institute of Technology (IIT) Madras
Sardar Patel Rd, Opposite to C. L.R.I, Adyar, Chennai, Tamil Nadu 600036

MEP Proof Consultant
Egis India Consulting Engineers Pvt. Ltd.
Plot No. 66, Sector 32, Institutional Area, Opp: Zenotfe Solutions, Gurugram, Haryana 122001

ICT Proof Consultant
CKR Consulting Engineers Pvt. Ltd.
#411, 3rd Floor, Rainayna Arcade, Subbaramachetty Road, Nellalappa Circle, Basavanagudi, Bengaluru - 560004

Certification

EPC Contractor

Design Consultant

Architectural Consultant

Proof Consultant

Structural	MEP	ICT

PEAC

Issued by:
Employer / Employer's Engineer

REV	DESCRIPTION	DATE	DSGN	DRWN	CHKD	APPD
R0	ISSUED AS GOOD FOR CONSTRUCTION	20.03.20	BVH	SS	MSK	QNR

Revisions

ARCHITECTURE		FPS			
STRUCTURAL		PIPING			
ELECTRICAL		PHE			
ELV SYSTEM		GIS			
HVAC		GEOTECH			
CHECKED BY	SIGN	DATE	CHECKED BY	SIGN	DATE

EPC Contractor
L&T Construction
Buildings & Factories

JOB No : O17203

Project Name
DESIGN AND CONSTRUCTION OF INDIA INTERNATIONAL CONVENTIONAL & EXPO CENTRE
SECTOR 25,DWARKA,NEW DELHI,INDIA

Drawing Status
GOOD FOR CONSTRUCTION (GFC)

Drawing No: L | 07 | 0001 | Rev. No: R0

Key Plan

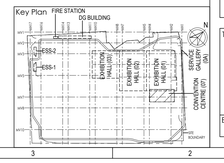

Title :

CONVENTION CENTER
AUDIO VISUAL SYSTEM LAYOUT FOR AUDITORIUM CONFIGURATION-5 AWARDS, CONGRESS, CONVENTION (SHEET 06 OF 11)

EDRC DWG No : O17203-L-SP-07-DC-0001 | Scale: AS INDICATED | Sheet Size: A0

This drawing is the property of L&T Construction, EDRC and must not be passed on to any person or body without our prior permission in writing.

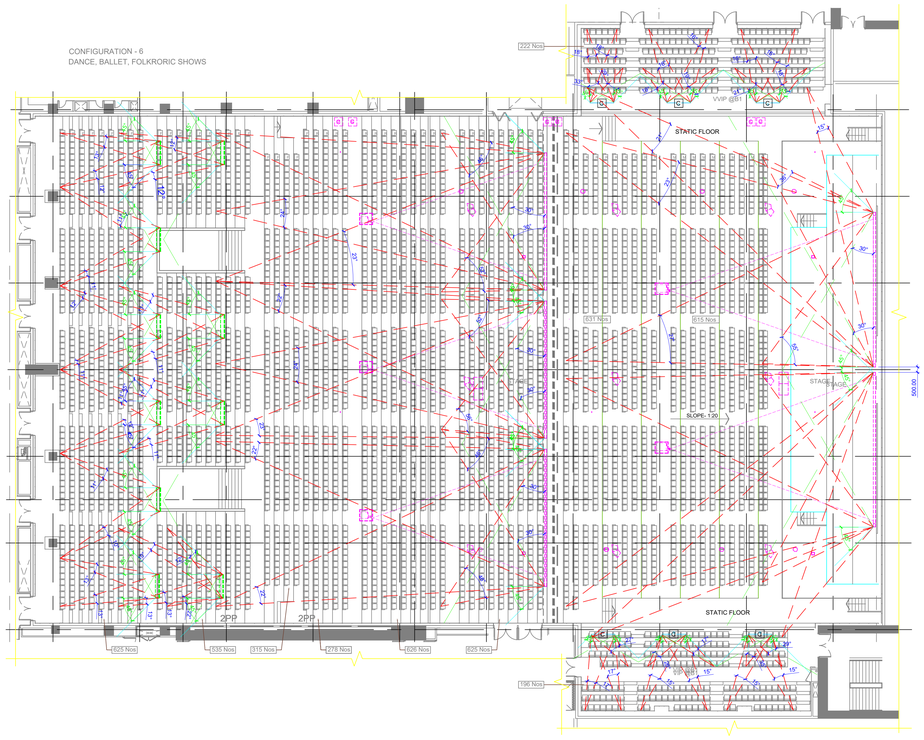

A 0001 AUDIO VISUAL SYSTEM LAYOUT FOR AUDITORIUM WITH VIP SEATS CONFIGURATION-6 DANCE, BALLET, FOLKRORIC SHOWS (SHEET 07 OF 11)

1 : 200

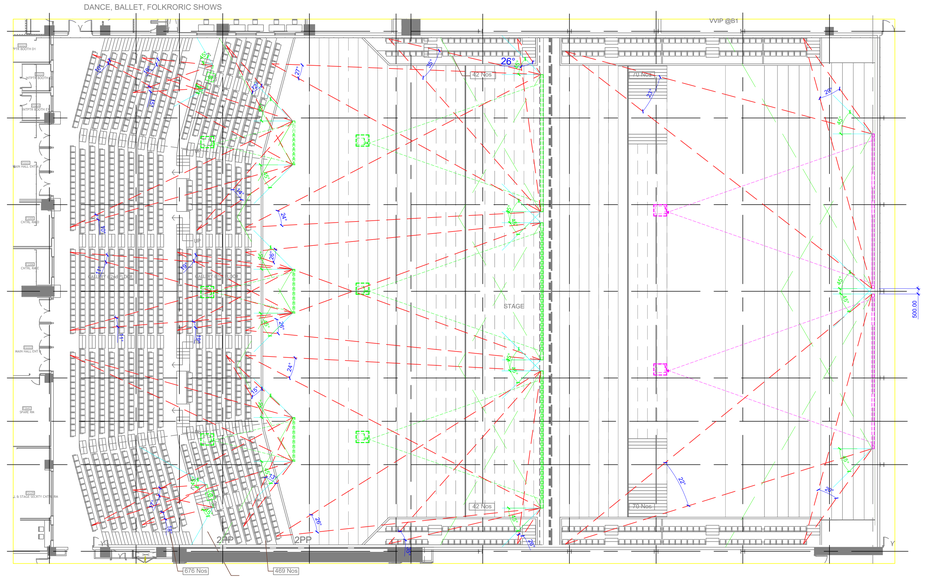

B 0001 AUDIO VISUAL SYSTEM LAYOUT FOR AUDITORIUM CONFIGURATION-6 DANCE, BALLET, FOLKRORIC SHOWS (SHEET 07 OF 11)

1 : 200

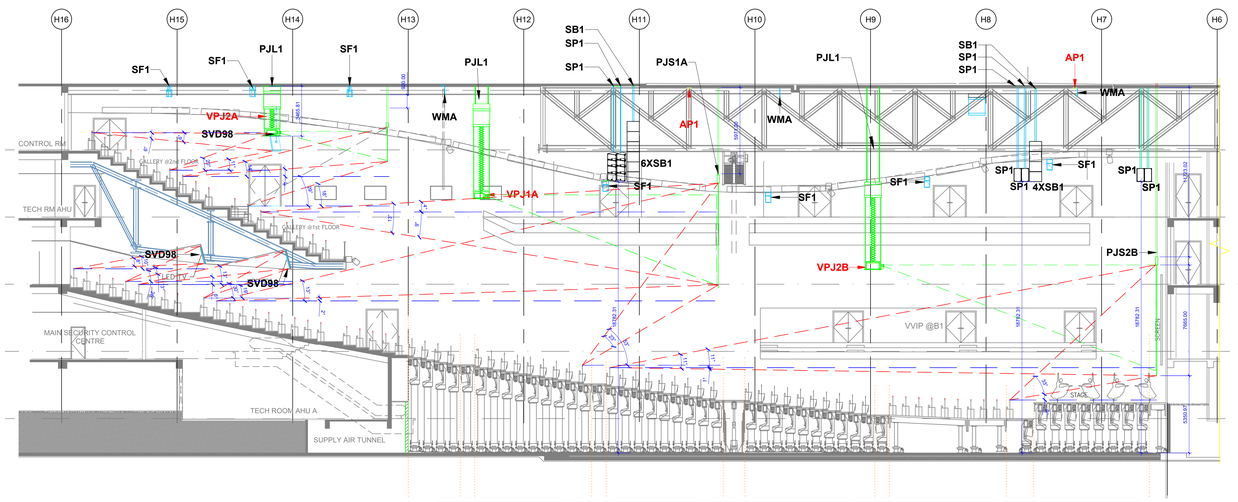

A – RETRACTABLE PLATFORM (0.9M WIDE) WITH FLIPUP SEATS	B – RETRACTABLE PLATFORM (1.0M WIDE) WITH FLIPUP SEATS	C – RETRACTABLE AND TILTABLE PLATFORM WITH REMOVABLE SEATS	D – RETRACTABLE PLATFORM (1.9M WIDE) WITH FLIPUP SEATS	E – RETRACTABLE PLATFORM WITH REMOVABLE SEAT

C 0001 AUDIO VISUAL SYSTEM LAYOUT FOR AUDITORIUM CONFIGURATION-6 DANCE, BALLET, FOLKRORIC SHOWS SECTION

1 : 150

KEY PLAN



Owner / Employer

India International Convention & Exhibition Centre Limited
Room No. 452A, Ministry of Commerce & Industry, DIPP, Udyog Bhawan, New Delhi - 110011, India

Department of Industrial Policy and Promotion Ministry of Commerce & Industry Government of India

Knowledge Partner

Delhi Mumbai Industrial Corridor Development Corporation
Room No.341 B, 3rd Floor Hotel Ashok, Diplomatic Enclave, 50B Chankyapuri, New Delhi - 110021

Employer's Representative

Employer's Engineer
Programme Management Consultant (PMC)

Preliminary Engineering Architecture Consultants (PEAC)

Av. Del Monasterio de El Escorial, 4, 28049 Madrid, Spain

No.D-1, Ashirwad Building, Green Park, New Delhi, Delhi 110016, India

EPC Contractor

L&T Construction
Buildings & Factories
Mount Poonamallee Road, Manapakkam, P.B.No.979, Chennai - 600 089

EPC Contractor's Representatives

Design Consultant
Engineering Design and Research Center (EDRC)
L&T Construction - Buildings & Factories

Architectural Consultant
Arcop Associates Pvt. Ltd.
A-15, Pamposa Enclave , G.K.-1
New Delhi, Delhi 110048, India

Structural Proof Consultant
Indian Institute of Technology (IIT) Madras
Sardar Patel Rd. Opposite to C. L.R.I, Adyar, Chennai, Tamil Nadu 600036

MEP Proof Consultant
Egis India Consulting Engineers Pvt. Ltd.
Plot No. 66, Sector 32, Institutional Area, Opp: Zenith Solutions, Gurugram, Haryana 122001

ICT Proof Consultant
CKR Consulting Engineers Pvt. Ltd.
#401, 3rd Floor, Narayana Arcade, Subbaramachetty Road, Nellalappa Circle, Basavanagudi, Bengaluru - 560004

Certification

EPC Contractor

Design Consultant

Architectural Consultant

Proof Consultant

Structural	MEP	ICT

PEAC

Issued by:
Employer / Employer's Engineer

REV	DESCRIPTION	DATE	DSGN	DRWN	CHKD	APPD
R0	ISSUED AS GOOD FOR CONSTRUCTION	20.03.20	BVH	SS	MSK	QNR

Revisions

ARCHITECTURE			FPS			
STRUCTURAL			PIPING			
ELECTRICAL			PHE			
ELV SYSTEM			GIS			
HVAC			GEOTECH			
CHECKED BY	SIGN	DATE	CHECKED BY	SIGN	DATE	

EPC Contractor
L&T Construction
Buildings & Factories

JOB No : 017203

Project Name
DESIGN AND CONSTRUCTION OF INDIA INTERNATIONAL CONVENTIONAL & EXPO CENTRE
SECTOR 25,DWARKA,NEW DELHI,INDIA

Drawing Status
GOOD FOR CONSTRUCTION (GFC)

Drawing No			Rev. No
L	07	0001	R0

Key Plan

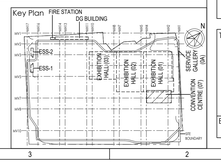

Title :

CONVENTION CENTRE
AUDIO VISUAL SYSTEM LAYOUT FOR AUDITORIUM CONFIGURATION-6 DANCE, BALLET, FOLKRORIC SHOWS (SHEET 07 OF 11)

EDRC DWG No :	Scale	Sheet Size
O17203-L-SP-07-DC-0001	AS INDICATED	A0

This drawing is the property of L&T Construction, E&R (EDRC) and must not be passed on to any person or body without our prior permission in writing.



A 0001 AUDIO VISUAL SYSTEM LAYOUT FOR AUDITORIUM WITH VIP SEATS CONFIGURATION-7 SYMPHONIC ORCHESTRA AND CHOIR (SHEET 08 OF 11

1 : 200

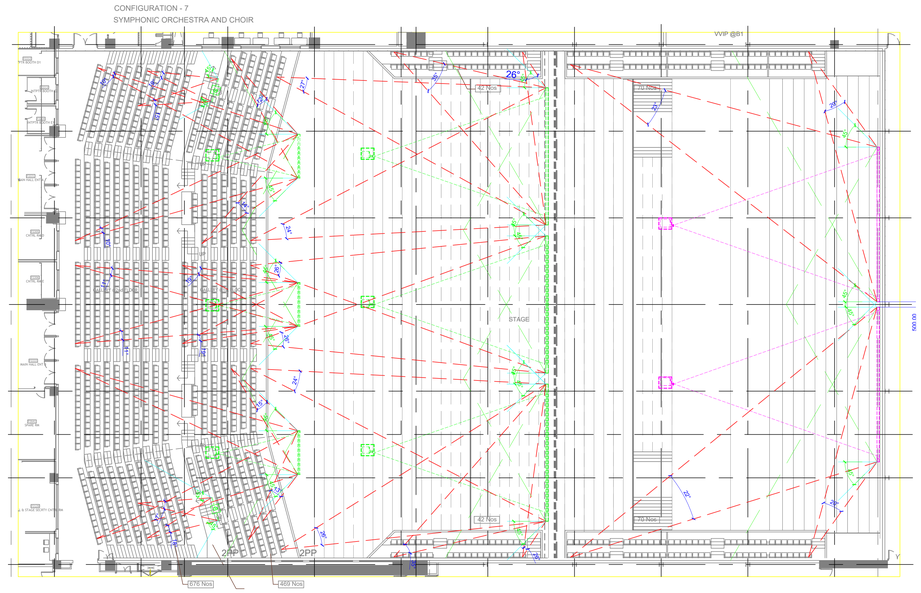

B 0001 AUDIO VISUAL SYSTEM LAYOUT FOR AUDITORIUM CONFIGURATION-7 SYMPHONIC ORCHESTRA AND CHOIR (SHEET 08 OF 11

1 : 200

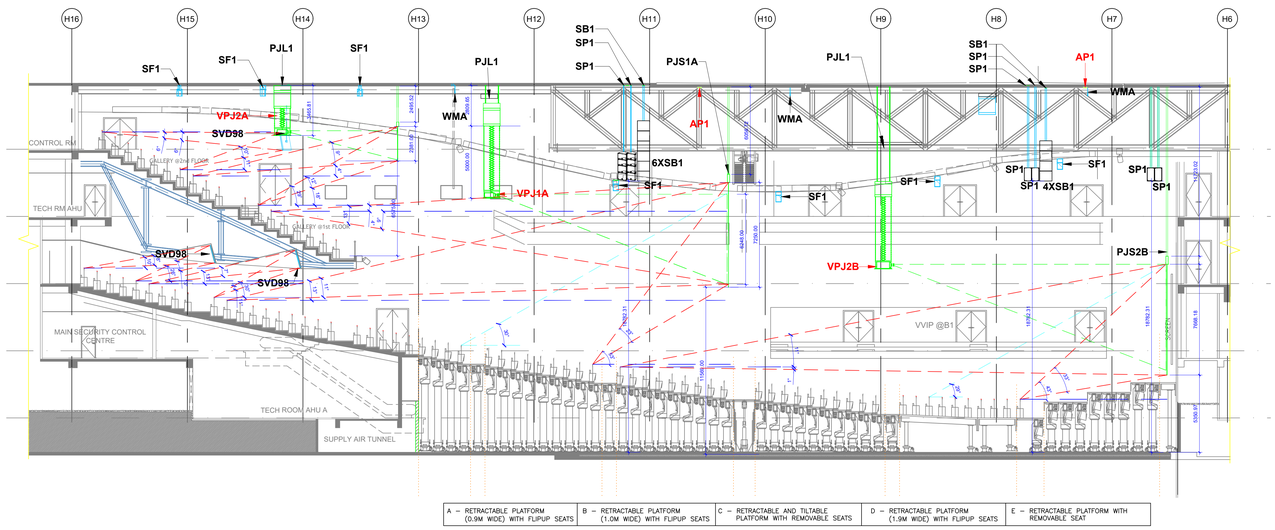

A – RETRACTABLE PLATFORM (0.9M WIDE) WITH FLIPUP SEATS	B – RETRACTABLE PLATFORM (1.0M WIDE) WITH FLIPUP SEATS	C – RETRACTABLE AND TILTABLE PLATFORM WITH REMOVABLE SEATS	D – RETRACTABLE PLATFORM (1.9M WIDE) WITH FLIPUP SEATS	E – RETRACTABLE PLATFORM WITH REMOVABLE SEAT

AUDIO VISUAL SYSTEM LAYOUT FOR AUDITORIUM CONFIGURATION-7 SYMPHONIC ORCHESTRA AND CHOIR SECTION

C 0001 1 : 150

KEY PLAN

Key Plan

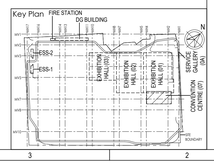

Owner / Employer

India International Convention & Exhibition Centre Limited
Room No. 452A, Ministry of Commerce & Industry, DIPP, Udyog Bhawan, New Delhi - 110011, India

Department of Industrial Policy and Promotion Ministry of Commerce & Industry Government of India

Knowledge Partner

Delhi Mumbai Industrial Corridor Development Corporation
Room No.341 B, 3rd Floor Hotel Ashok, Diplomatic Enclave, 50B Chankyapuri, New Delhi - 110021

Employer's Representative

Employer's Engineer
Programme Management Consultant (PMC)

Preliminary Engineering Architecture Consultants (PEAC)

Av. Del Monasterio de El Escorial, 4, 28049 Madrid, Spain
No.D-1, Ashirwad Building, Green Park, New Delhi, Delhi 110016, India

EPC Contractor

L&T Construction
Buildings & Factories
Mount Poonamallee Road, Manapakkam, P.B.No.979, Chennai - 600 089

EPC Contractor's Representatives

Design Consultant
Engineering Design and Research Center (EDRC)
L&T Construction - Buildings & Factories

Architectural Consultant
Arcop Associates Pvt. Ltd.
A-15, Pamposa Enclave , G.K.-1
New Delhi, Delhi 110048, India

Structural Proof Consultant
Indian Institute of Technology (IIT) Madras
Sardar Patel Rd, Opposite to C. L.R.I, Adyar, Chennai, Tamil Nadu 600036

MEP Proof Consultant
Egis India Consulting Engineers Pvt. Ltd.
Plot No. 66, Sector 32, Institutional Area, Opp: Zenith Solutions, Gurugram, Haryana 122001

ICT Proof Consultant
CKR Consulting Engineers Pvt. Ltd.
#401, 3rd Floor, Rainayna Arcade, Subbaramachetty Road, Nellalappa Circle, Basavanagudi, Bengaluru - 560004

Certification

EPC Contractor

Design Consultant

Architectural Consultant

Proof Consultant

Structural	MEP	ICT

PEAC

Issued by:
Employer / Employer's Engineer

REV	DESCRIPTION	DATE	DSGN	DRWN	CHKD	APPD
R0	ISSUED AS GOOD FOR CONSTRUCTION	20.03.20	BVH	SS	MSK	QNR

Revisions

ARCHITECTURE		FPS			
STRUCTURAL		PIPING			
ELECTRICAL		PHE			
ELV SYSTEM		GIS			
HVAC		GEOTECH			
CHECKED BY	SIGN	DATE	CHECKED BY	SIGN	DATE

EPC Contractor
L&T Construction Buildings & Factories

JOB No : O17203

Project Name
DESIGN AND CONSTRUCTION OF INDIA INTERNATIONAL CONVENTIONAL & EXPO CENTRE
SECTOR 25,DWARKA,NEW DELHI,INDIA

Drawing Status
GOOD FOR CONSTRUCTION (GFC)

Drawing No: L | 07 | 0001 | Rev. No: R0

Title :
CONVENTION CENTER
AUDIO VISUAL SYSTEM LAYOUT FOR AUDITORIUM CONFIGURATION-7 SYMPHONIC ORCHESTRA AND CHOIR (SHEET 08 OF 11)

EDRC DWG No : O17203-L-SP-07-DC-0001 | Scale: AS INDICATED | Sheet Size: A0

This drawing is the property of L&T Construction, E&R (EDRC) and must not be passed on to any person or body without our prior permission in writing.



A 0001 AUDIO VISUAL SYSTEM LAYOUT FOR AUDITORIUM WITH VIP SEATS CONFIGURATION-8 FULL FLAT FLOOR EXHIBITION (SHEET 09 OF 11)

1 : 200

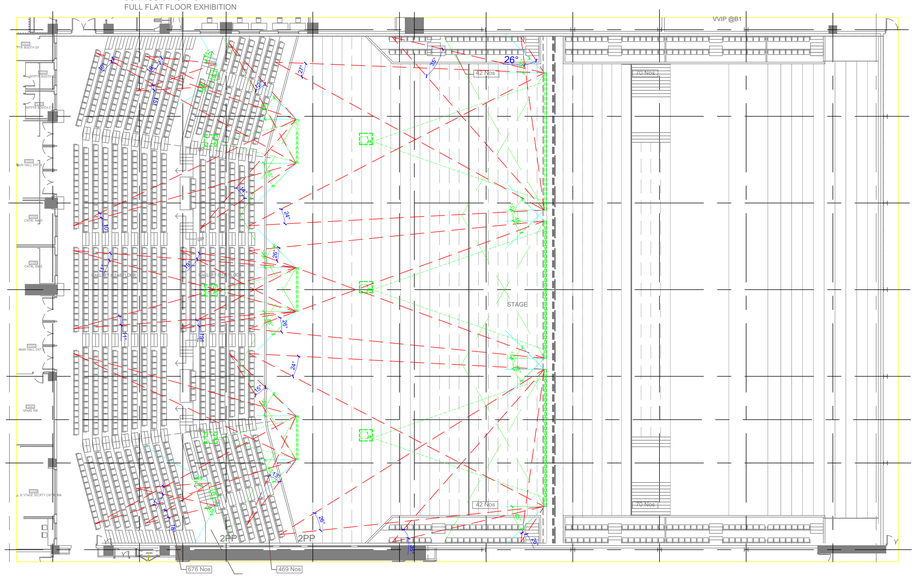

B 0001 AUDIO VISUAL SYSTEM LAYOUT FOR AUDITORIUM CONFIGURATION-8 FULL FLAT FLOOR EXHIBITION (SHEET 09 OF 11)

1 : 200

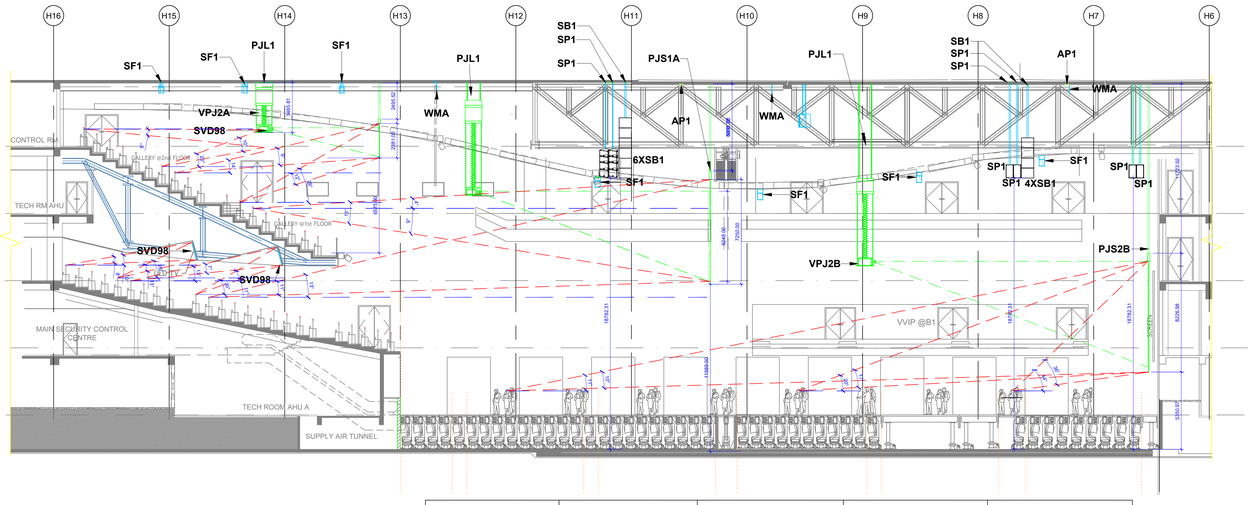

C 0001 AUDIO VISUAL SYSTEM LAYOUT FOR AAUDITORIUM CONFIGURATION-8 FULL FLAT FLOOR EXHIBITION SECTION

1 : 150

KEY PLAN



Owner / Employer

India International Convention & Exhibition Centre Limited
Room No. 452A, Ministry of Commerce & Industry, DIPP, Udyog Bhawan, New Delhi - 110011, India

Department of Industrial Policy and Promotion Ministry of Commerce & Industry Government of India

Knowledge Partner

Delhi Mumbai Industrial Corridor Development Corporation
Room No.341 B, 3rd Floor Hotel Ashok, Diplomatic Enclave, 50B Chankyapuri, New Delhi - 110021

Employer's Representative

Employer's Engineer
Programme Management Consultant (PMC)

Preliminary Engineering Architecture Consultants (PEAC)

Av. Del Monasterio de El Escorial, 4, 28049 Madrid, Spain

No.D-1, Ashirwad Building, Green Park, New Delhi, Delhi 110016, India

EPC Contractor

L&T Construction
Buildings & Factories
Mount Poonamallee Road, Manapakkam, P.B.No.979, Chennai - 600 089

EPC Contractor's Representatives

Design Consultant
Engineering Design and Research Center (EDRC)
L&T Construction - Buildings & Factories

Architectural Consultant
Arcop Associates Pvt. Ltd.
A-15, Pamposa Enclave , G.K.-1
New Delhi, Delhi 110048, India

Structural Proof Consultant
Indian Institute of Technology (IIT) Madras
Sardar Patel Rd, Opposite to C. L.R.I, Adyar, Chennai, Tamil Nadu 600036

MEP Proof Consultant
Egis India Consulting Engineers Pvt. Ltd.
Plot No. 66, Sector 32, Institutional Area, Opp: Zenith Solutions, Gurugram, Haryana 122001

ICT Proof Consultant
CKR Consulting Engineers Pvt. Ltd.
#411, 3rd Floor, Rainayna Arcade, Subbaramachetty Road, Nellalappa Circle, Basavanagudi, Bengaluru - 560004

Certification

EPC Contractor

Design Consultant

Architectural Consultant

Proof Consultant

Structural	MEP	ICT

PEAC

Issued by:
Employer / Employer's Engineer

REV	DESCRIPTION	DATE	DSGN	DRWN	CHKD	APPD
R0	ISSUED AS GOOD FOR CONSTRUCTION	20.03.20	BVH	SS	MSK	GNR

Revisions

ARCHITECTURE		FPS			
STRUCTURAL		PIPING			
ELECTRICAL		PHE			
ELV SYSTEM		GIS			
HVAC		GEOTECH.			
CHECKED BY	SIGN DATE	CHECKED BY		SIGN	DATE

EPC Contractor
L&T Construction
Buildings & Factories

JOB No : O17203

Project Name
DESIGN AND CONSTRUCTION OF INDIA INTERNATIONAL CONVENTIONAL & EXPO CENTRE
SECTOR 25,DWARKA,NEW DELHI,INDIA

Drawing Status
GOOD FOR CONSTRUCTION (GFC)

Drawing No			Rev. No
L	07	0001	R0

Title :
CONVENTION CENTER
AUDIO VISUAL SYSTEM LAYOUT FOR AUDITORIUM CONFIGURATION-8 FULL FLAT FLOOR EXHIBITION (SHEET 09 OF 11)

EDRC DWG No :	Scale	Sheet Size
O17203-L-SP-07-DC-0001	AS INDICATED	A0

Key Plan

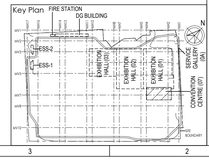

This drawing is the property of L&T Construction. It must not be passed on to any person (firm or corporate) or reproduced in any form or by any method or stored in any retrieval system without the prior written permission of the same. Any such unauthorised use will be at the risk of the user and will render him liable to prosecution and civil claims for damages.

A 0001 AUDIO VISUAL SYSTEM LAYOUT FOR AUDITORIUM WITH VIP SEATS CONFIGURATION-9 SPORTS (SHEET 10 OF 11)

1 : 200

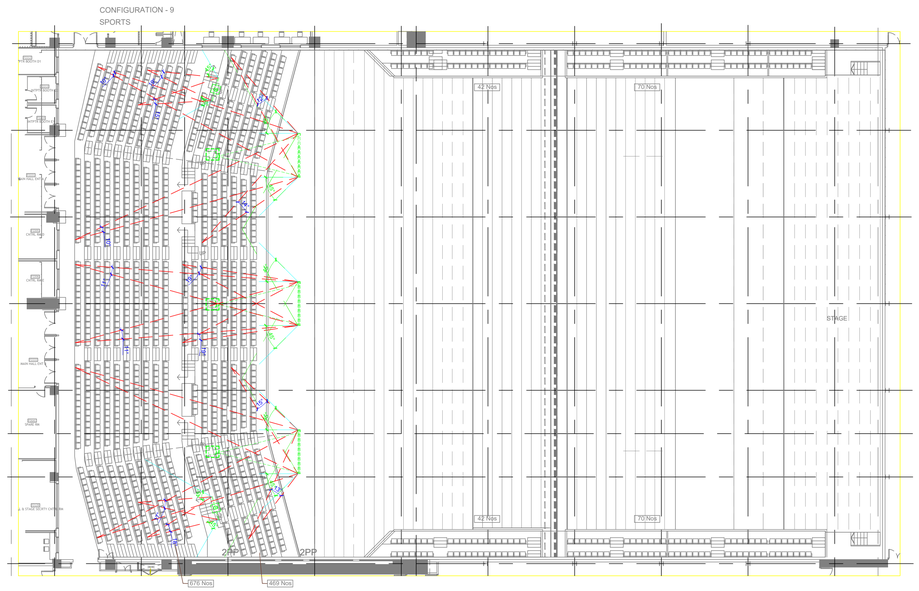

B 0001 AUDIO VISUAL SYSTEM LAYOUT FOR AUDITORIUM CONFIGURATION-9 SPORTS (SHEET 10 OF 11)

1 : 200

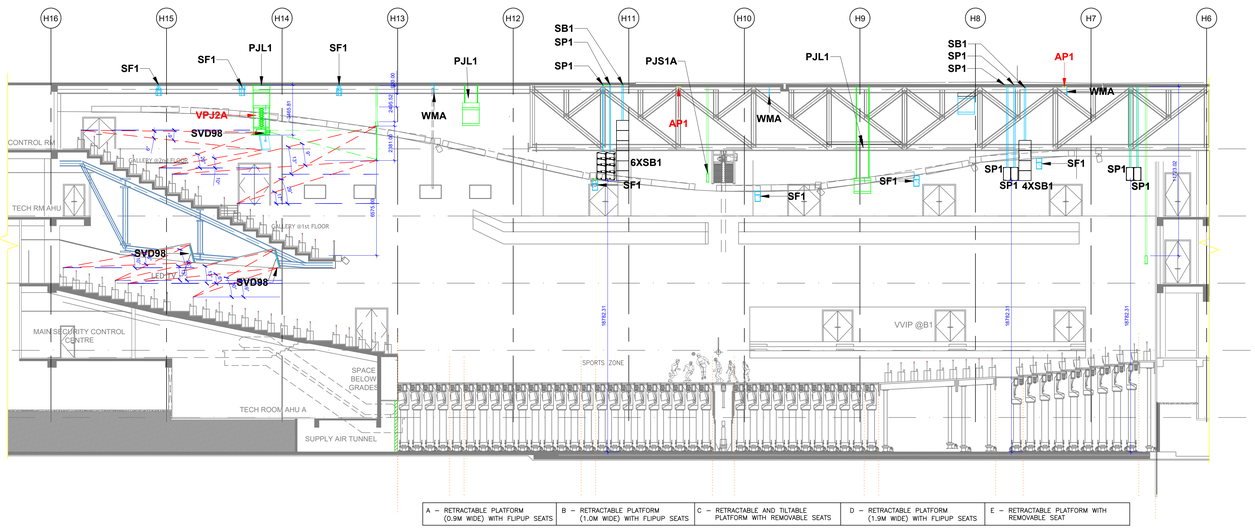

A – RETRACTABLE PLATFORM (0.9M WIDE) WITH FLIPUP SEATS	B – RETRACTABLE PLATFORM (1.0M WIDE) WITH FLIPUP SEATS	C – RETRACTABLE AND TILTABLE PLATFORM WITH REMOVABLE SEATS	D – RETRACTABLE PLATFORM (1.9M WIDE) WITH FLIPUP SEATS	E – RETRACTABLE PLATFORM WITH REMOVABLE SEAT

C 0001 AUDIO VISUAL SYSTEM LAYOUT FOR AUDITORIUM CONFIGURATION-9 SPORTS SECTION

1 : 150

KEY PLAN

Owner / Employer

India International Convention & Exhibition Centre Limited
Room No. 452A, Ministry of Commerce & Industry, DIPP, Udyog Bhawan, New Delhi - 110011, India

Department of Industrial Policy and Promotion Ministry of Commerce & Industry Government of India

Knowledge Partner

Delhi Mumbai Industrial Corridor Development Corporation
Room No.341 B, 3rd Floor Hotel Ashok, Diplomatic Enclave, 50B Chankyapuri, New Delhi - 110021

Employer's Representative

Employer's Engineer
Programme Management Consultant (PMC)

Preliminary Engineering Architecture Consultants (PEAC)

Av. Del Monasterio de El Escorial, 4, 28049 Madrid, Spain
No.D-1, Ashirwad Building, Green Park, New Delhi, Delhi 110016, India

EPC Contractor

L&T Construction
Buildings & Factories
Mount Poonamallee Road, Manapakkam, P.B.No.979, Chennai - 600 089

EPC Contractor's Representatives

Design Consultant
Engineering Design and Research Center (EDRC)
L&T Construction - Buildings & Factories

Architectural Consultant
Arcop Associates Pvt. Ltd.
A-15, Pampose Enclave , G.K.-1
New Delhi, Delhi 110048, India

Structural Proof Consultant
Indian Institute of Technology (IIT) Madras
Sardar Patel Rd. Opposite to C. L.R.I, Adyar, Chennai, Tamil Nadu 600036

MEP Proof Consultant
Egis India Consulting Engineers Pvt. Ltd.
Plot No. 66, Sector 32, Institutional Area, Opp: Zenotfa Solutions, Gurugram, Haryana 122001

ICT Proof Consultant
CKR Consulting Engineers Pvt. Ltd.
#411, 3rd Floor, Narayana Arcade, Subbaramachetty Road, Nellalappa Circle, Basavanagudi, Bengaluru - 560004

Certification

EPC Contractor

Design Consultant

Architectural Consultant

Proof Consultant

Structural	MEP	ICT

PEAC

Issued by:
Employer / Employer's Engineer

REV	DESCRIPTION	DATE	DSGN	DRWN	CHKD	APPD
R0	ISSUED AS GOOD FOR CONSTRUCTION	20.03.20	BVH	SS	MSK	GNR

Revisions

ARCHITECTURE			FPS		
STRUCTURAL			PIPING		
ELECTRICAL			PHE		
ELV SYSTEM			GIS		
HVAC			GEOTECH.		
CHECKED BY	SIGN	DATE	CHECKED BY	SIGN	DATE

EPC Contractor
L&T Construction Buildings & Factories

JOB No : 017203

Project Name
DESIGN AND CONSTRUCTION OF INDIA INTERNATIONAL CONVENTIONAL & EXPO CENTRE
SECTOR 25,DWARKA,NEW DELHI,INDIA

Drawing Status
GOOD FOR CONSTRUCTION (GFC)

Drawing No

			Rev. No
L	07	0001	R0

Key Plan

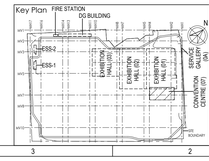

Title :

CONVENTION CENTER
AUDIO VISUAL SYSTEM LAYOUT FOR AUDITORIUM CONFIGURATION-9 SPORTS (SHEET 10 OF 11)

EDRC DWG No :	Scale	Sheet Size
O17203-L-SP-07-DC-0001	AS INDICATED	A0

This drawing is the property of L&T Construction - EDRC and must not be passed on to any person or body not authorised by us to receive it nor be copied or otherwise used in part either in full or in part for such purpose or for selling.



A 0001 AUDIO VISUAL SYSTEM LAYOUT FOR AUDITORIUM WITH VIP SEATS CONFIGURATION-10 POP CONCERT (SHEET 11 OF 11)

1 : 200

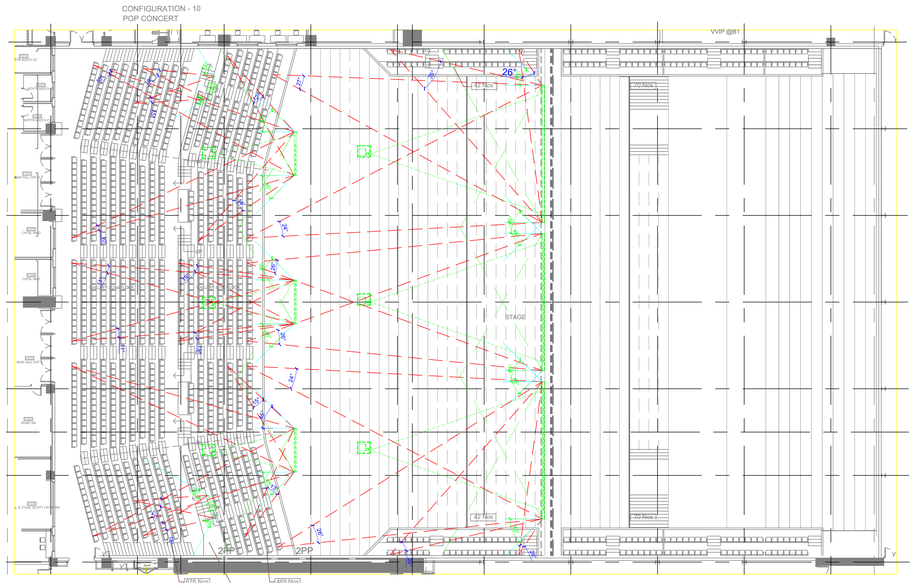

B 0001 AUDIO VISUAL SYSTEM LAYOUT FOR AUDITORIUM CONFIGURATION-10 POP CONCERT (SHEET 11 OF 11)

1 : 200

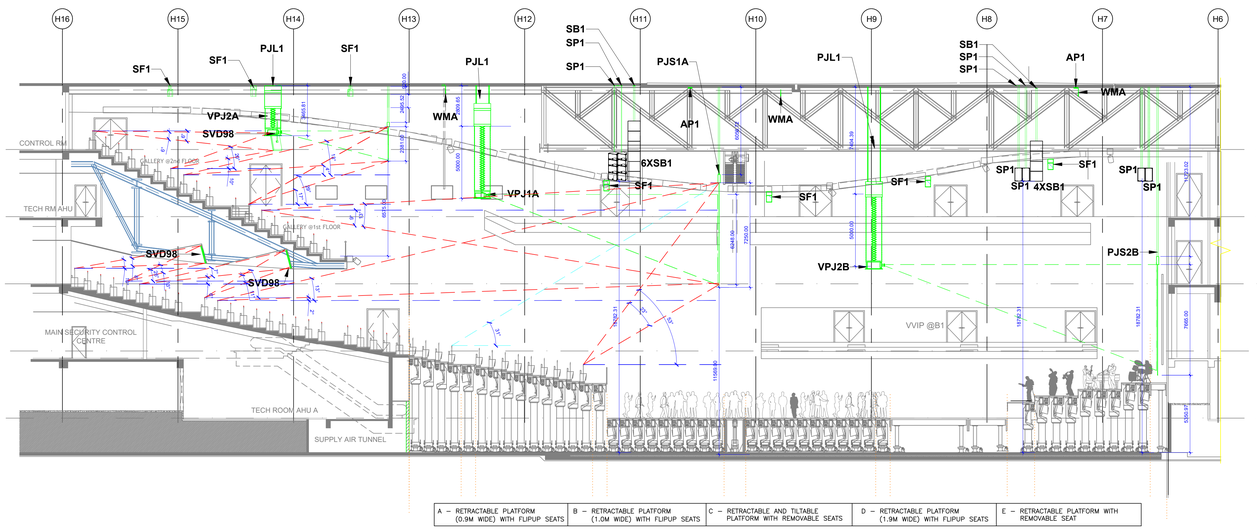

A – RETRACTABLE PLATFORM (0.9M WIDE) WITH FLIPUP SEATS	B – RETRACTABLE PLATFORM (1.0M WIDE) WITH FLIPUP SEATS	C – RETRACTABLE AND TILTABLE PLATFORM WITH REMOVABLE SEATS	D – RETRACTABLE PLATFORM (1.9M WIDE) WITH FLIPUP SEATS	E – RETRACTABLE PLATFORM WITH REMOVABLE SEAT

C 0001 AUDIO VISUAL SYSTEM LAYOUT FOR AUDITORIUM CONFIGURATION-10 POP CONCERT SECTION

1 : 150

KEY PLAN



Key Plan

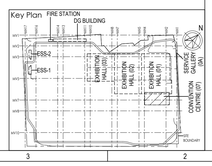

Owner / Employer

India International Convention & Exhibition Centre Limited
Room No. 452A, Ministry of Commerce & Industry, DIPP, Udyog Bhawan, New Delhi - 110011, India

Department of Industrial Policy and Promotion Ministry of Commerce & Industry Government of India

Knowledge Partner

Delhi Mumbai Industrial Corridor Development Corporation
Room No.341 B, 3rd Floor Hotel Ashok, Diplomatic Enclave, 50B Chankyapuri, New Delhi - 110021

Employer's Representative

Employer's Engineer
Programme Management Consultant (PMC)

Preliminary Engineering Architecture Consultants (PEAC)

Av. Del Monasterio de El Escorial, 4, 28049 Madrid, Spain

No.D-1, Ashirwad Building, Green Park, New Delhi, Delhi 110016, India

EPC Contractor

L&T Construction
Buildings & Factories
Mount Poonamallee Road, Manapakkam, P.B.No.979, Chennai - 600 089

EPC Contractor's Representatives

Design Consultant
Engineering Design and Research Center (EDRC)
L&T Construction - Buildings & Factories

Architectural Consultant
Arcop Associates Pvt. Ltd.
A-15, Pampose Enclave , G.K.-1
New Delhi, Delhi 110048, India

Structural Proof Consultant
Indian Institute of Technology (IIT) Madras
Sardar Patel Rd, Opposite to C. L.R.I, Adyar, Chennai, Tamil Nadu 600036

MEP Proof Consultant
Egis India Consulting Engineers Pvt. Ltd.
Plot No. 66, Sector 32, Institutional Area, Opp: Zenotfa Solutions, Gurugram, Haryana 122001

ICT Proof Consultant
CKR Consulting Engineers Pvt. Ltd.
#411, 3rd Floor, Rainayna Arcade, Subbaramachetty Road, Nellakappa Circle, Basavanagudi, Bengaluru - 560004

Certification

EPC Contractor

Design Consultant

Architectural Consultant

Proof Consultant

Structural	MEP	ICT

PEAC

Issued by:
Employer / Employer's Engineer

REV	DESCRIPTION	DATE	DSGN	DRWN	CHKD	APPD
R0	ISSUED AS GOOD FOR CONSTRUCTION	20.03.20	BVH	SS	MSK	GNR

Revisions

ARCHITECTURE		FPS	
STRUCTURAL		PIPING	
ELECTRICAL		PHE	
ELV SYSTEM		GAS	
HVAC		GEOTECH.	
CHECKED BY	SIGN	DATE	CHECKED BY	SIGN	DATE

EPC Contractor
L&T Construction
Buildings & Factories

JOB No : O17203

Project Name
DESIGN AND CONSTRUCTION OF INDIA INTERNATIONAL CONVENTIONAL & EXPO CENTRE
SECTOR 25,DWARKA,NEW DELHI,INDIA

Drawing Status
GOOD FOR CONSTRUCTION (GFC)

Drawing No: L 07 0001 — Rev. No: R0

Title :
CONVENTION CENTER
AUDIO VISUAL SYSTEM LAYOUT FOR AUDITORIUM CONFIGURATION-10 POP CONCERT (SHEET 11 OF 11)

EDRC DWG No : O17203-L-SP-07-DC-0001 | Scale: AS INDICATED | Sheet Size: A0

This drawing is the property of L&T Construction, E&R (CIDC) and shall not be passed on to any person (except to their authorised agents) or firm without L&T E & R (CIDC)'s authorisation in writing.

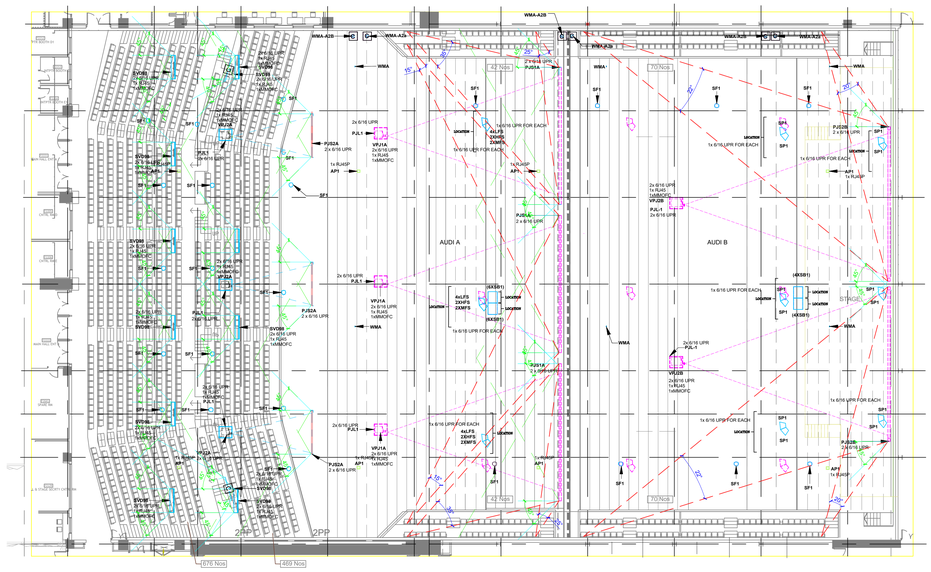

A 0001 AUDIO VISUAL SYSTEM LAYOUT FOR AUDITORIUM @ FIRST FLOOR BALCONY

1 : 200

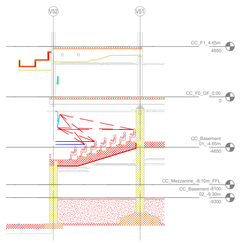

B 0001 AUDIO VISUAL SYSTEM LAYOUT FOR AUDITORIUM @ BALCONY SECTION

1 : 150

KEY PLAN

Key Plan

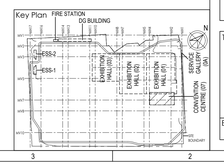

Owner / Employer

India International Convention & Exhibition Centre Limited
Room No. 452A, Ministry of Commerce & Industry, DIPP, Udyog Bhawan, New Delhi - 110011, India

Department of Industrial Policy and Promotion Ministry of Commerce & Industry Government of India

Knowledge Partner

Delhi Mumbai Industrial Corridor Development Corporation
Room No.341 B, 3rd Floor Hotel Ashok, Diplomatic Enclave, 50B Chankyapuri, New Delhi - 110021

Employer's Representative

Employer's Engineer
Programme Management Consultant (PMC)

Preliminary Engineering Architecture Consultants (PEAC)

Av. Del Monasterio de El Escorial, 4, 28049 Madrid, Spain

No.D-1, Ashirwad Building, Green Park, New Delhi, Delhi 110016, India

EPC Contractor

L&T Construction
Buildings & Factories
Mount Poonamallee Road, Manapakkam, P.B.No.979, Chennai - 600 089

EPC Contractor's Representatives

Design Consultant
Engineering Design and Research Center (EDRC)
L&T Construction - Buildings & Factories

Architectural Consultant
Arcop Associates Pvt. Ltd.
A-15, Pamposo Enclave , G.K.-1
New Delhi, Delhi 110048, India

Structural Proof Consultant
Indian Institute of Technology (IIT) Madras
Sardar Patel Rd, Opposite to C. L.R.I, Adyar, Chennai, Tamil Nadu 600036

MEP Proof Consultant
Egis India Consulting Engineers Pvt. Ltd.
Plot No. 66, Sector 32, Institutional Area, Opp: Zenotis Solutions, Gurugram, Haryana 122001

ICT Proof Consultant
CKR Consulting Engineers Pvt. Ltd.
#471/1, 3rd Floor, Rainayna Arcade, Subbaramachetty Road, Nellakappa Circle, Basavanagudi, Bengaluru - 560004

Certification

EPC Contractor		
Design Consultant		
Architectural Consultant		
Proof Consultant		
Structural	IIIT?	ICT
PEAC		
Issued by:		
Employer / Employer's Engineer		

REV	DESCRIPTION	DATE	DSGN	DRWN	CHKD	APPD
R0	ISSUED AS GOOD FOR CONSTRUCTION	20.03.20	BVH	SS	MSK	QNR

Revisions

ARCHITECTURE			FPS		
STRUCTURAL			PIPING		
ELECTRICAL			PHE		
ELV SYSTEM			GIS		
HVAC			GEOTECH		
CHECKED BY	SIGN	DATE	CHECKED BY	SIGN	DATE

EPC Contractor
L&T Construction
Buildings & Factories

JOB No : O17203

Project Name
DESIGN AND CONSTRUCTION OF INDIA INTERNATIONAL CONVENTIONAL & EXPO CENTRE
SECTOR 25,DWARKA,NEW DELHI,INDIA

Drawing Status
GOOD FOR CONSTRUCTION (GFC)

Drawing No			Rev. No
L	07	0001	R0

Title :
CONVENTION CENTER
AUDIO VISUAL SYSTEM LAYOUT FOR AUDITORIUM @ FIRST FLOOR BALCONY

EDRC DWG No :	Scale	Sheet Size
O17203-L-SP-07-DC-0001	AS INDICATED	A0

This drawing is the property of L&T Construction, L&T EDRC and must not be passed on to any person or body without our prior permission in writing.

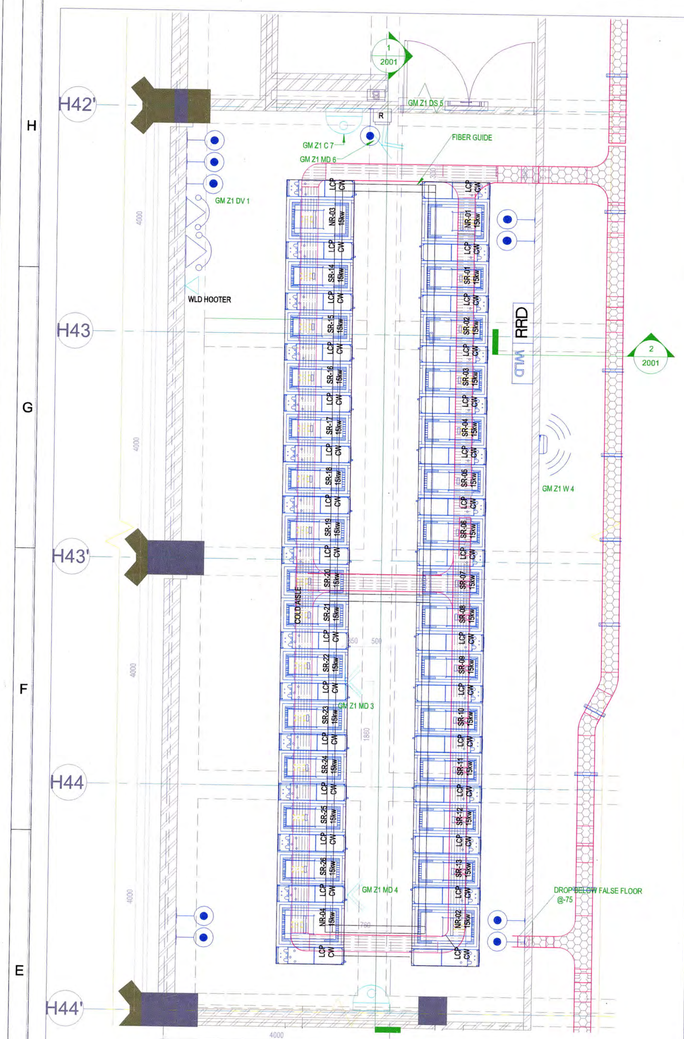

A 2001 BACKUP DATACENTER LAYOUT 1 : 50

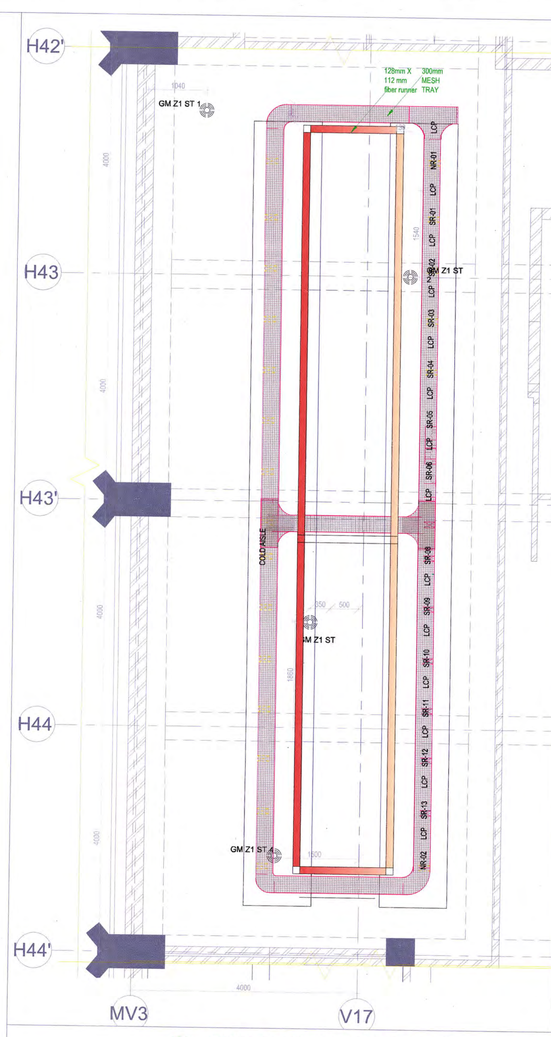

B 2001 BACKUP DATACENTER ABOVE FALSE CEILING LAYOUT 1 : 50

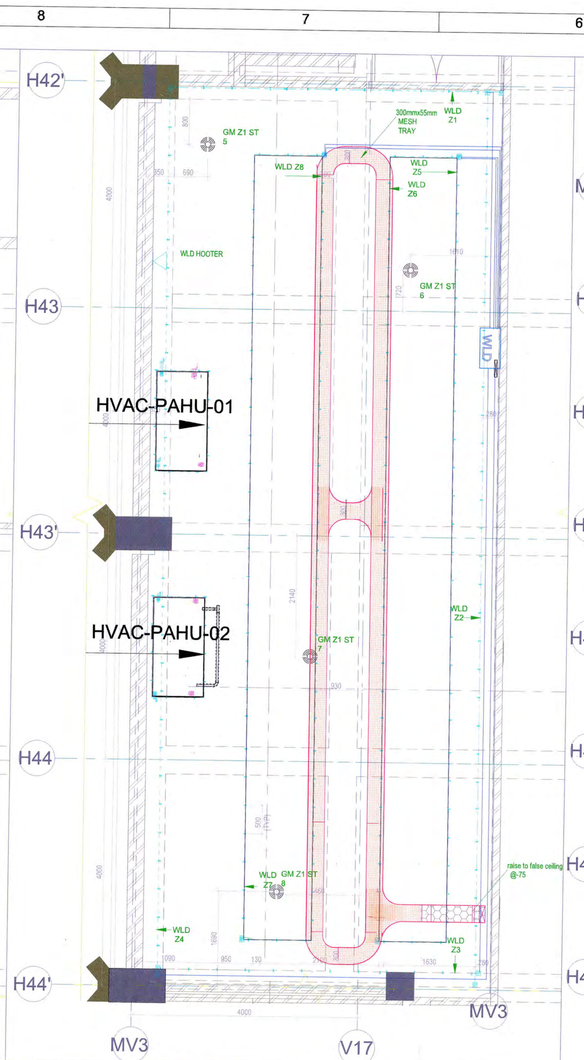

C 2001 BACKUP DATACENTER BELOW FASLE FLOOR LAYOUT 1 : 50

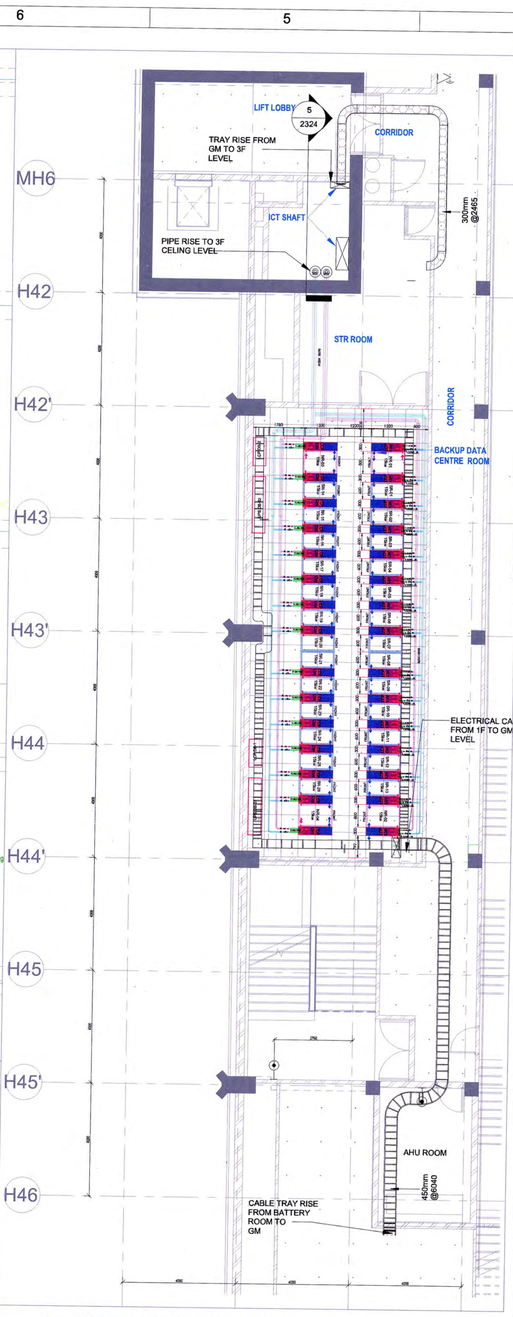

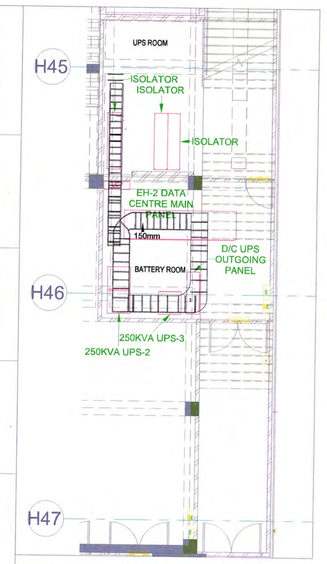

F 2001 BATTERY ROOM & UPS ROOM ELECTRICAL LAYOUT 1 : 100

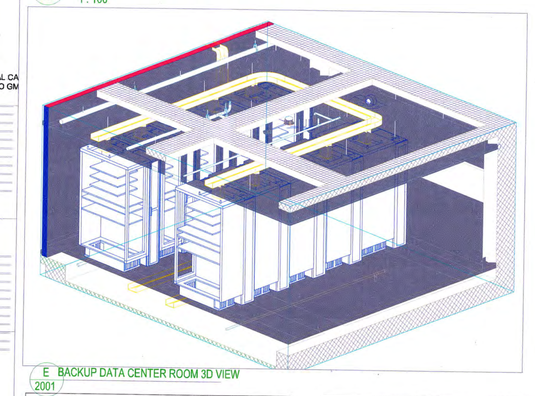

E 2001 BACKUP DATA CENTER ROOM 3D VIEW

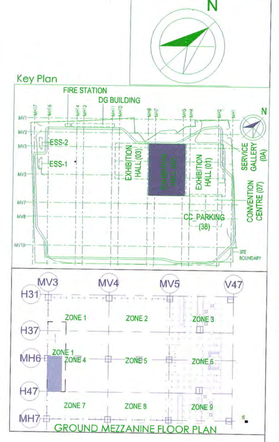

G 2001 RRD TRUE CEILING PLAN

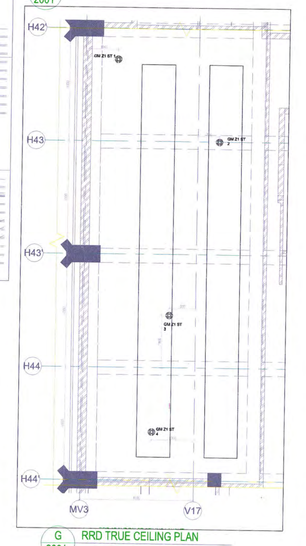

H 2001 WLD & RRD BELOW FALSE FLOOR PLAN

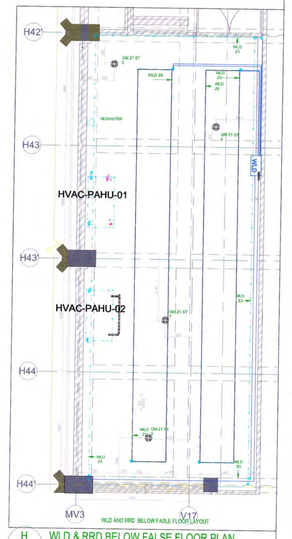

D 2001 BACKUP DATACENTER MEP EQUIPMENT PLAN 1 : 100

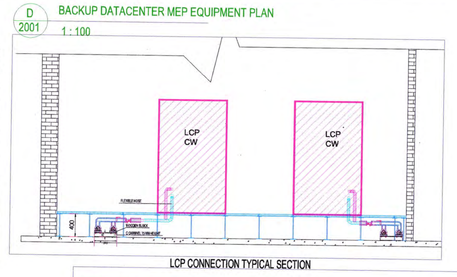

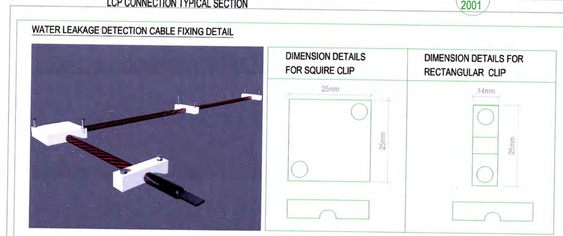

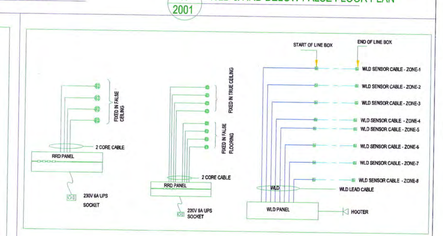

NOTES
GENERAL

1. ALL DIMENSIONS ARE IN MILLIMETER UNLESS OTHERWISE SPECIFIED
2. EXACT ROUTING SHALL BE DECIDED AT SITE IN CONSULTATION WITH ENGINEERING IN CHARGE TO SUIT SITE CONDITIONS
3. MS CONDUIT SHALL BE USED FOR EMBEDDED CONDUITING & EXPOSED CONDUITING IN DATACENTER
4. CONDUITS SHALL BE CONCEALED IN WALL/CEILING IN NON-FALSE CEILING AREA.
5. SUSPENDED CONDUITS ARE TO BE USED, IF MORE THAN 3 CONDUITS RUN IN PARALLEL.
6. CONDUITS SHOULD BE EQUIPPED WITH A PULL CORDS WITH SUITABLE TENSION POWER.
7. PULL BOXES WITH SUITABLE SIZE SHOULD BE PROVIDED IN ALL CONDUIT SECTIONS THAT ARE CONTAINING MORE THAN TWO 90 DEGREE BENDS.
8. ALL DEVICES LOCATIONS AND ORIENTATION ARE INDICATIVE. EXACT LOCATION SHALL BE SHOWN IN THE OEM SHOP DRAWING.
9. THE EXACT CONDUIT/TRAY ROUTING SHALL BE DECIDED AT SITE IN CONSULTATION WITH THE ENGINEER IN CHARGE TO SUIT LEVEL AND SITE CONDITION.
10. CABLE TRAY SUPPORT MUST ALSO BE PLACED WITHIN 0.60 METERS ON EACH SIDE OF ANY CONNECTION TO A FITTING.
11. A MINIMUM SEPARATION DISTANCE 300MM SHALL BE MAINTAINED BETWEEN ICT CABLING
12. THIS DRAWING IS ONLY INDICATIVE AND MAY VARY ACCORDING TO SITE CONDITION AND REQUIREMENT.
13. PATHWAYS (CABLE TRAY/RACEWAY/CONDUITS) SHALL BE FILLED BY MAX 50%.
14. THIS LAYOUT IS ONLY FOR BDC RACK, FOR CCTV AND ACCESS CONTROL SYSTEM REFER ELV LAYOUT.

DATA CENTRE NOTES:
1.EACH RRD SATELLITE COVER 3000sq.ft AREA
2.ALL RRD SATELLITES WILL BE CONNECTED TO THE PARTICULAR ZONE.
3.HVAC PAHU INDICATIVE ONLY, REFER PAHU LAYOUT FOR DETAIL
4.THE DATA CENTRE DESIGN COMPLIES TO TIER 2 DATA CENTRE REQUIREMENTS AND GUIDELINES OF
4.1.ANSI/TIA-942 - TELECOMMUNICATIONS INFRASTRUCTURE STANDARD FOR DATA CENTRES,
4.2.ANSI/BICSI 002 - DATA CENTRE DESIGN AND IMPLEMENTATION BEST PRACTICES,
4.3.AND APPLICABLE RFP TECHNICAL SPECIFICATIONS.

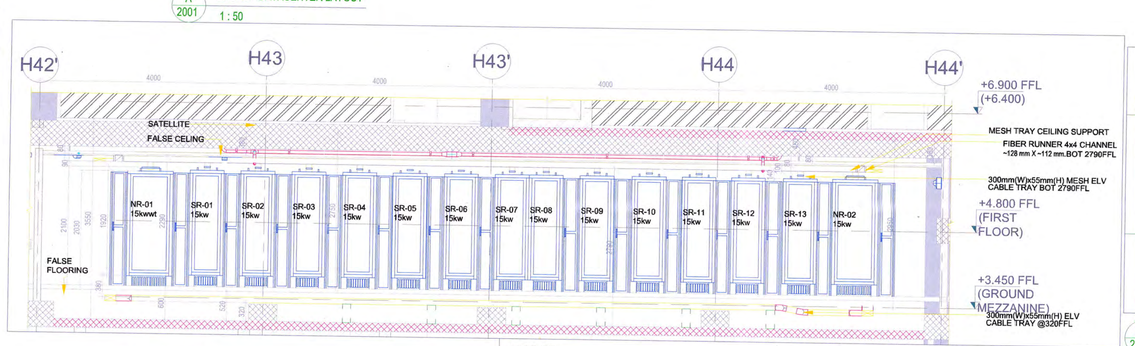

1 2001 SECTION 1 1 : 50

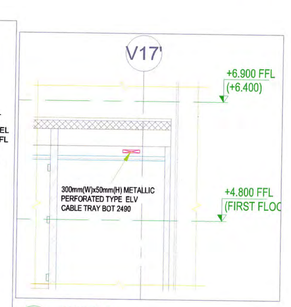

2 2001 SECTION 2 1 : 50

LEGENDS:

SL NO	SYMBOL	DESCRIPTION	FIXING LEVEL
1		INDOOR FIXED DOME CAMERA	SURFACE MOUNTED
2	EPB	EXIT PUSH BUTTON ANO	1000mm ABOVE FFL
3	DPS	DOOR POSITION SENSOR	ON DOOR
4	R	MULTI TECH. CARD READER	1000mm ABOVE FFL
5	B	BIO METRIC	1000mm ABOVE FFL
6		SATELLITE/TRANSDUCERS	TRUE CEILING FALSE CEILING FALSE FLOORING
7	RRD	RRD PANEL	1000mm ABOVE FFL
8	WLD	WLD PANEL	1000mm ABOVE FFL
9		DATA SOCKET	SURFACE / WALL MOUNTED
10		WIFI	WALL MOUNTED
11		VOICE SOCKET	WALL MOUNTED
12		300X55 MM WIRE MESH TRAY	BELOW FALSE CEILING
13		300X55 MM WIRE MESH TRAY	BELOW FALSE FLOOR
14		FIBER GUIDE AS PER OEM	ABOVE FALSE CEILING

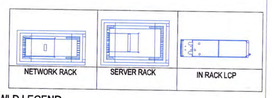

WLD LEGEND

SYMBOL	DESCRIPTION
WLD 8 ZONES	WATER LEAK DETECTOR PANEL
	WLD SENSOR CABLE - ZONE-1
	WLD SENSOR CABLE - ZONE-2
	WLD SENSOR CABLE - ZONE-3
	WLD SENSOR CABLE - ZONE-4
	WLD SENSOR CABLE - ZONE-5
	WLD SENSOR CABLE - ZONE-6
	WLD SENSOR CABLE - ZONE-7
	WLD SENSOR CABLE - ZONE-8
	HOOTER

REFERENCE DRAWINGS

SL.no	Drawing Name	Drawing Number
	ELECTRICAL	
1	EXHIBITION HALL 2 + FOYER-2 GF ELECTRICAL EQUIPMENT, CABLE TRAY & EARTHING OVERALL LAYOUT	O17203-E-SP-02-EE-0035
2	EXHIBITION HALL 2 + FOYER-2 MEZZANINE ELECTRICAL EQUIPMENT, CABLE TRAY & EARTHING OVERALL LAYOUT	O17203-E-SP-02-EE-0063
3	EXHIBITION HAl 1+ FOYER TEERACE ELECTRICAL EQUIPMENT, CABLE TRAY & EARTHING LAYOUT	O17203-E-SP-02-EE-0058
	OVERALL PLAN	
4	EXHIBITION HALL 2 + FOYER GF MEZZANINE POWER LAYOUT	O17203-E-SP-02-PL-0017
	FIRE ALARM AND FIRE FIGHTING SYSTEM	
5	EH 2 - Foyer Mezzanine Floor - Over all Plan Layout of Integrated Intelligent Addressable Fire Detection & Alarm System and Photoluminescent Safety Signages	O17203-F-SP-02-FA-0014
6	EH 2 - Foyer Mezzanine Floor - Over all Plan Layout of Wetriser, Automatic Sprinkler System and Portable First-Aid Fire Extinguishers	O17203-F-SP-02-PL-0013
	HVAC SYSTEM	
7	EXHIBITION HALL 2-MEZZANINE FLOOR HVAC EQUIPMENT, DUCTING AND PIPING LAYOUT –ALL ZONES	O17203-V-SP-02-AC-2001
	ELV SYSTEM LAYOUTS	
8	Exhibition Hall 2 + Foyer GF Data & Voice Over All Layout	O17203-L-SP-02-DV-2000
9	Exhibition Hall 2 + Foyer Mezzanine Over All Data & Voice Layout	O17203-L-SP-02-DV-2900
10	EXHIBITION HALL 2+FOYER 2 GROUND FLOOR MEZZANINE-BMS-IO-SUMMARY	O17203-L-SP-02-AI-4001
11	Exhibition Hall 2 + Foyer PTR rooms Layout	O17203-L-SP-02-LE-5002
12	Exhibition Hall 2 + Foyer MDCC Layout	O17203-L-SP-02-LE-5003
13	Exhibition Hall 2 + Foyer GF Over All ELV System Layout	O17203-L-SP-02-LV-1000
14	Exhibition Hall 2 + Foyer Mezzanin Over All ELV System Layout	O17203-L-SP-02-LV-1910
	OTHERS	
15	ARCHITECTURE GROUND MEZZANINE FLOOR PLANS	O17203-A-SP-02-WD-0005
16	STRUCTURAL LAYOUTS OF GROUND MEZZANINE INTERIOR	O17203-C-SP-02-MJ-0004, 0005,0006,0007
17	Exhibition Hall 2-R.C.P. – Mezzanine floor	O17203-I-SP-02-WD-0014
18	EXHIBITION HALL 2-FLOORING - MEZZANINE FLOOR	O17203-I-SP-02-WD-0005

I 2001 TERRACE FLOOR CHILLER IN-RACK COOLING LAYOUT 1 : 200

J 2001 TERRACE FLOOR CHILLER SECTION 1 : 100

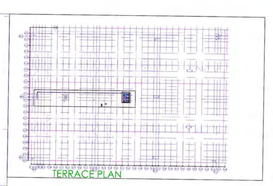

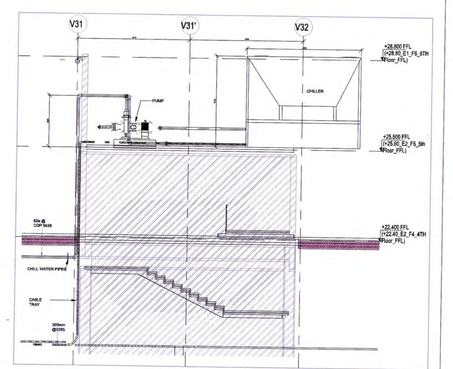

I 2001 TERRACE FLOOR CHILLER IN-RACK CONNECTION SECTION 1 : 100

Owner / Employer

India International Convention & Exhibition Centre Limited
Room No. 452A, Ministry of Commerce & Industry, DIPP, Udyog Bhawan, New Delhi - 110011, India

Department of Industrial Policy and Promotion Ministry of Commerce & Industry Government of India

Knowledge Partner

Delhi Mumbai Industrial Corridor Development Corporation
Room No 341 B, 3rd Floor Hotel Ashok, Diplomatic Enclave, 50B Chankyapuri, New Delhi - 110021

Employer's Representative

Employer's Engineer

Programme Management Consultant (PMC)

AECOM

Preliminary Engineering Architecture Consultants (PEAC)

idom
Av. Del Monasterio de El Escorial, 4, 28049 Madrid, Spain

CPKUKREJA ARCHITECTS
No.D-1, Ashirwad Building, Green Park, New Delhi, Delhi 110016, India

EPC Contractor

L&T Construction
Buildings & Factories
Mount Poonamallee Road, Manapakkam, P.B.No.979, Chennai – 600 089

EPC Contractor's Representatives

Design Consultant
Engineering Design and Research Center (EDRC)
L&T Construction - Buildings & Factories

Architectural Consultant

ARCOP
Arcop Associates Pvt. Ltd.
A-15, Pamposh Enclave , G.K.-I
New Delhi, Delhi 110048, India

Structural Proof Consultant

Indian Institute of Technology (IIT) Madras
Sardar Patel Rd, Opposite to C. L.R.I, Adyar, Chennai, Tamil Nadu 600036

MEP Proof Consultant

egis
Egis India Consulting Engineers Pvt. Ltd.
Plot No. 66, Sector 32, Institutional Area, Opp: Zenatix Solutions, Gurugram, Haryana 122001

ICT Proof Consultant

CKR
CKR Consulting Engineers Pvt. Ltd.
#47/1, 3rd Floor, Narayana Arcade, Subbaramachetty Road, Nettikalappa Circle, Basavanagudi, Bengaluru - 560004

Certification

EPC Contractor

Design Consultant

Architectural Consultant

Proof Consultant

Structural	MEP	ICT

PEAC

Issued by:
Employer / Employer's Engineer

REV	DESCRIPTION	DATE	DSGN	DRWN	CHKD	APPD
R0	ISSUED AS GOOD FOR CONSTRUCTION	19-03-21	SP/VMK	PSY	MSK	GNR

Revisions

ARCHITECTURE			PPS		
STRUCTURAL			PIPING		
ELECTRICAL			PHE		
ELV SYSTEM			GIS		
HVAC			GEOTECH.		
CHECKED BY	SIGN	DATE	CHECKED BY	SIGN	DATE

EPC Contractor
L&T Construction
Buildings & Factories

JOB No : O17203

Project Name
INDIA INTERNATIONAL CONVENTION & EXPO CENTRE

Drawing Status
GOOD FOR CONSTRUCTION (GFC)

Drawing No			Rev. No
L	02	2001	R0

Title :
EXHIBITION HALL-02
BACKUP DATACENTER ELV LAYOUT

EDRC DWG No :	Scale	Sheet Size
O17203-L-SP-02-DC-2001	As indicated	A0

This drawing is the property of L&T Construction, E&R-EDRC and must not be passed on to any person or body not authorised by us to receive it nor be copied or otherwise made use either in full or in part by such person or body without our prior permission in writing.

O17203 -L - SP - 02 - DC - 2001 (Exhibition Hall 2 + Foyer Backup Datacenter Layout)

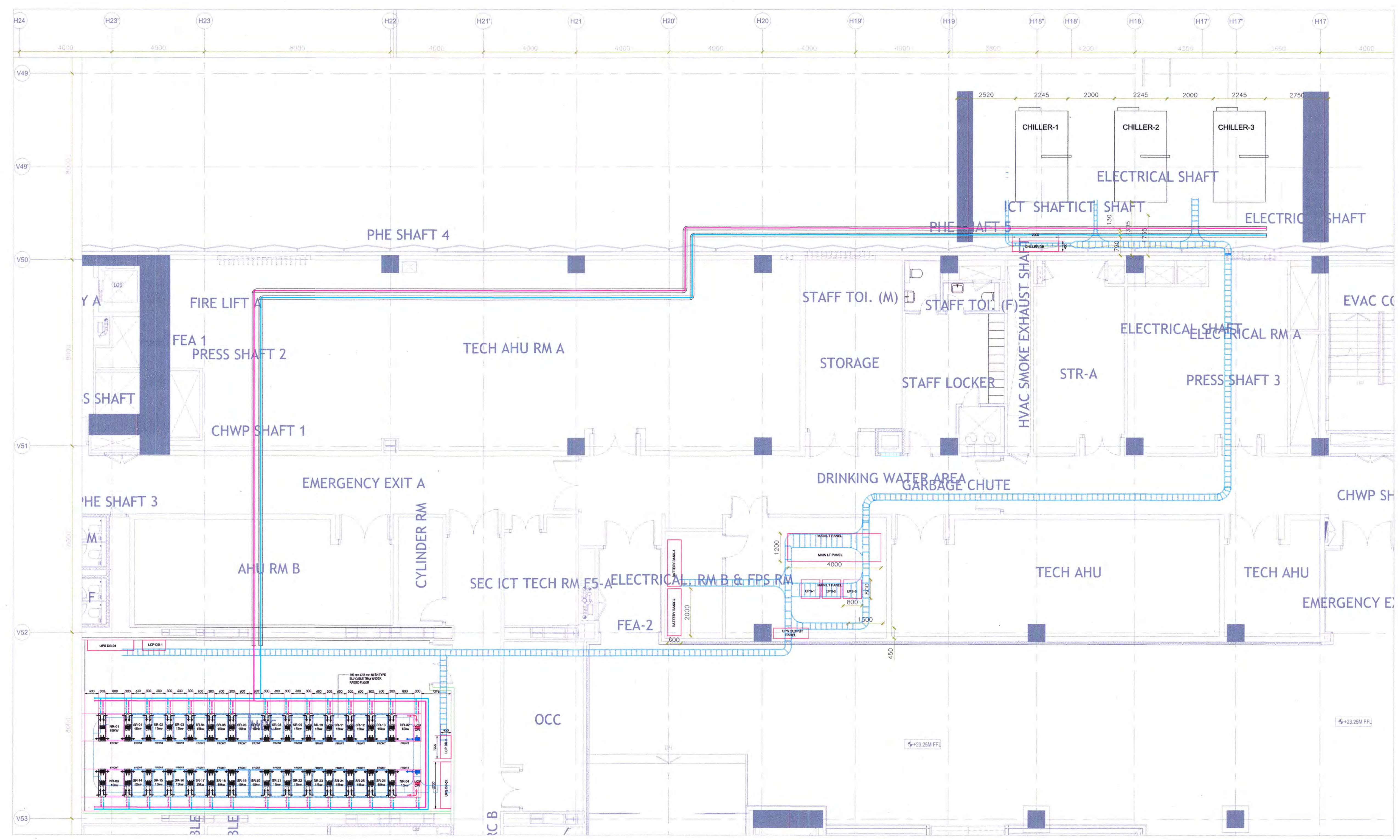

1 / 2002 CC_5F_DATA CENTER ROUNTING LAYOUT
1 : 75

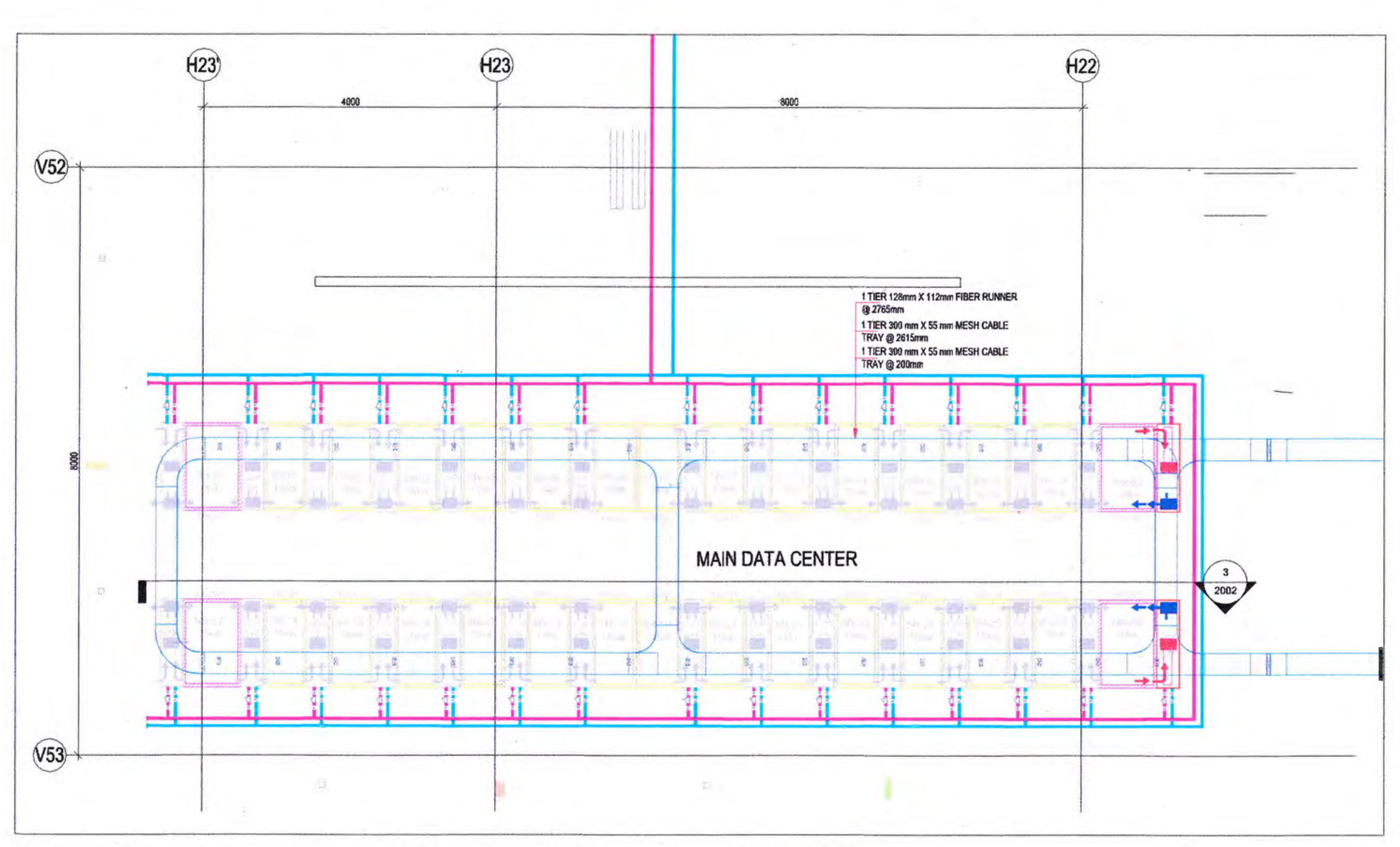

2 / 2002 MAIN DATACENTER LAYOUT
1 : 75

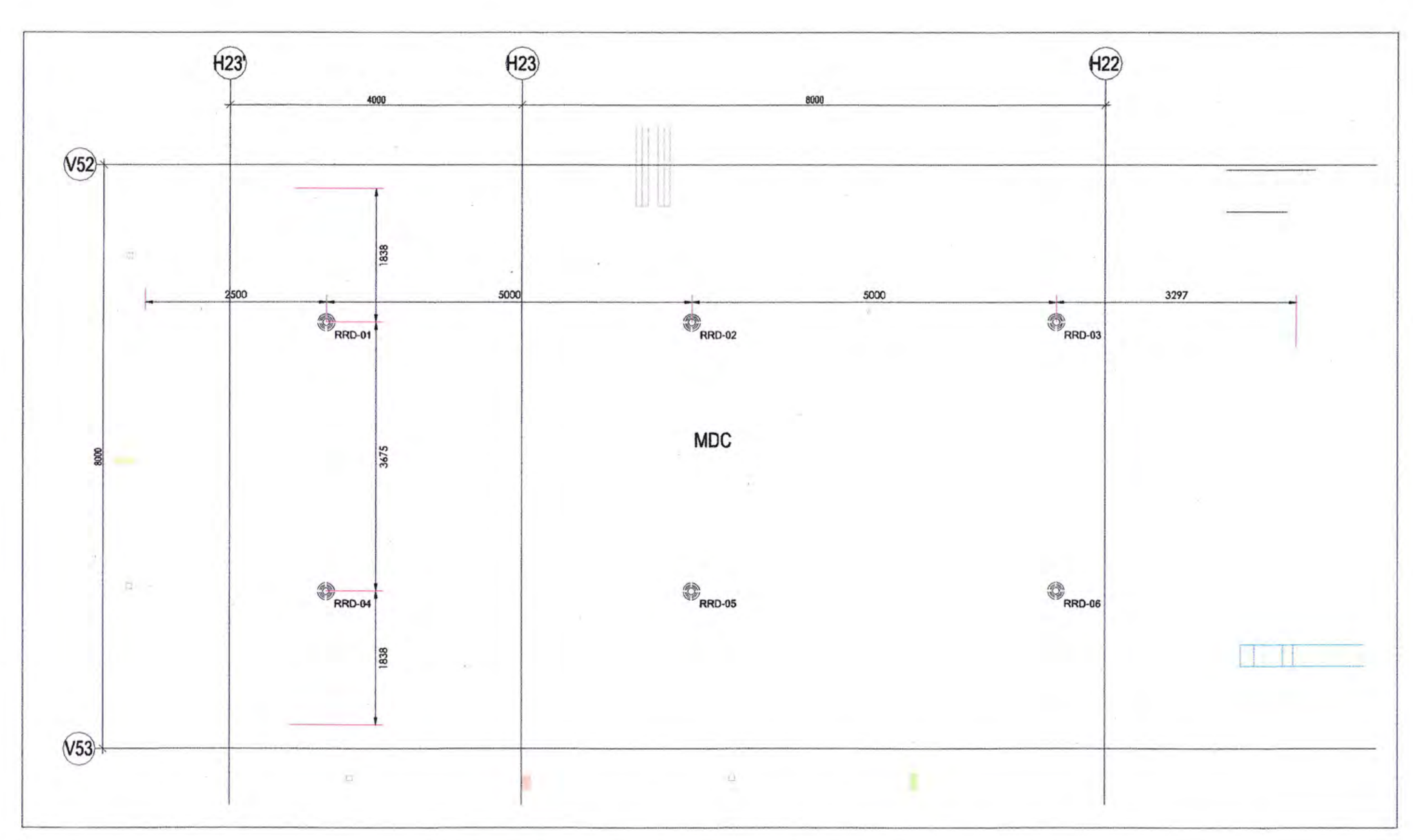

3 / 2002 MAIN DATA CENTER (MDC) TRUE CEILING LAYOUT
1 : 75

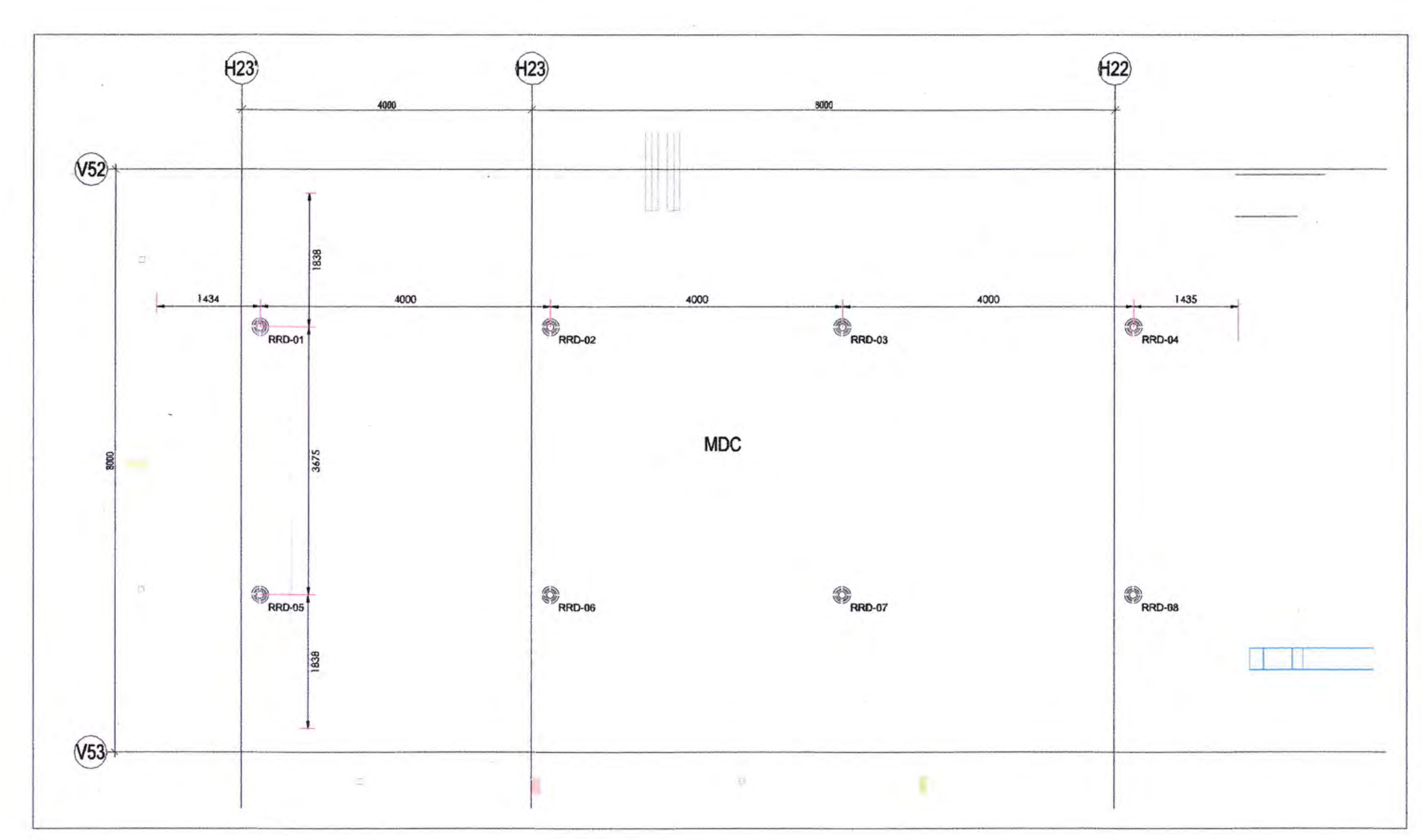

4 / 2002 MAIN DATA CENTER (MDC) DROPPED FALSE CEILING LAYOUT
1 : 75

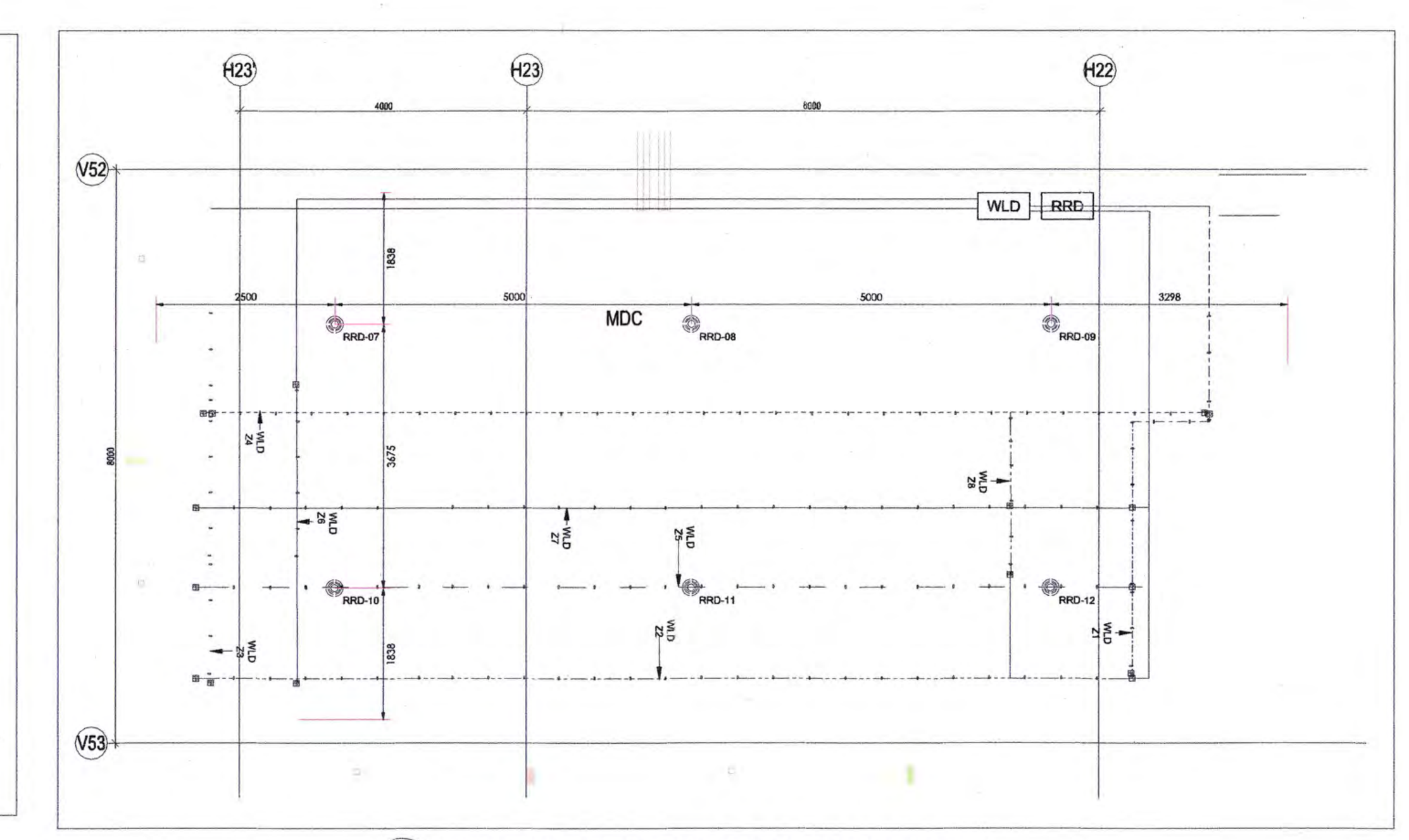

5 / 2002 MAIN DATA CENTER (MDC) TRUE FLOOR LAYOUT
1 : 75

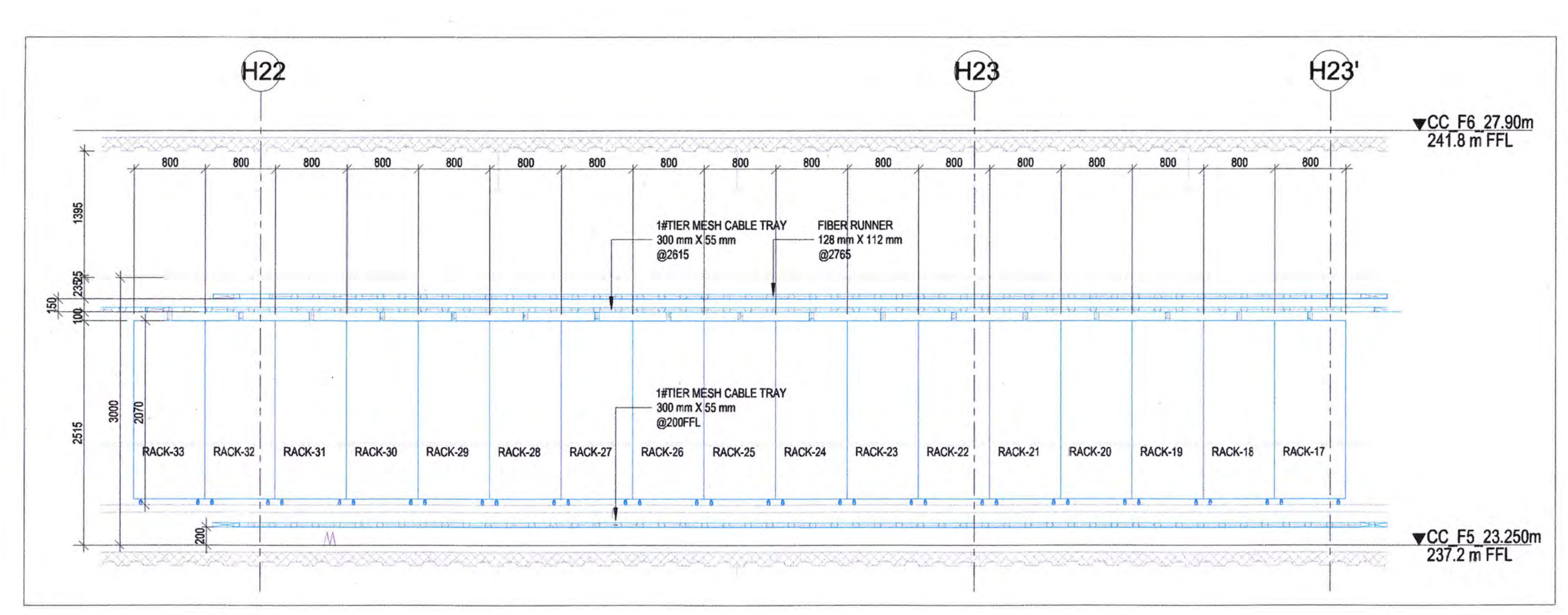

6 / 2002 Section 3
1 : 50

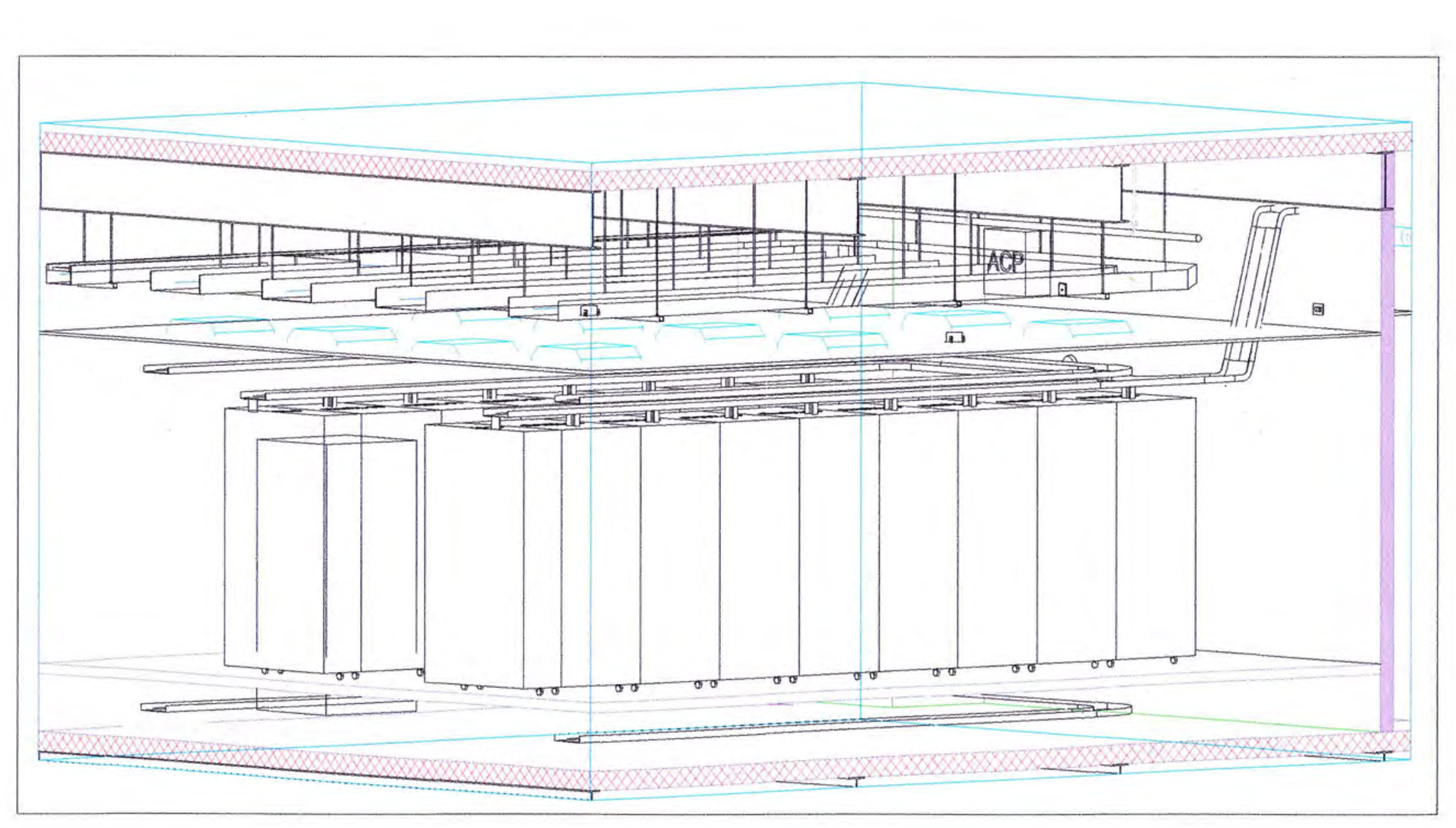

7 / 2002 ICT 3D view
NTS

WLD LEGEND

SYMBOL	DESCRIPTION
WLD 4 ZONES	WATER LEAK DETECTOR PANEL
	WLD SENSOR CABLE - ZONE-1
	WLD SENSOR CABLE - ZONE-2
	WLD SENSOR CABLE - ZONE-3
	WLD SENSOR CABLE - ZONE-4
	WLD SENSOR CABLE - ZONE-5
	WLD SENSOR CABLE - ZONE-6
	WLD SENSOR CABLE - ZONE-7
	WLD SENSOR CABLE - ZONE-8
	HOOTER

LEGEND

SL .NO	SYMBOL	DESCRIPTION	MOUNTING HEIGHT
1	RACK	RACK	FLOOR MOUNTED
2	WLD	WATER LEAKAGE DETECTION PANEL	1000mm ABOVE FFL
3	RRD	RODENT REPELLENT DETECTION PANEL	1000mm ABOVE FFL
4		RODENT REPELLENT DETECTION	-
5		300mmx55mm MESH TYPE CABLE TRAY	-

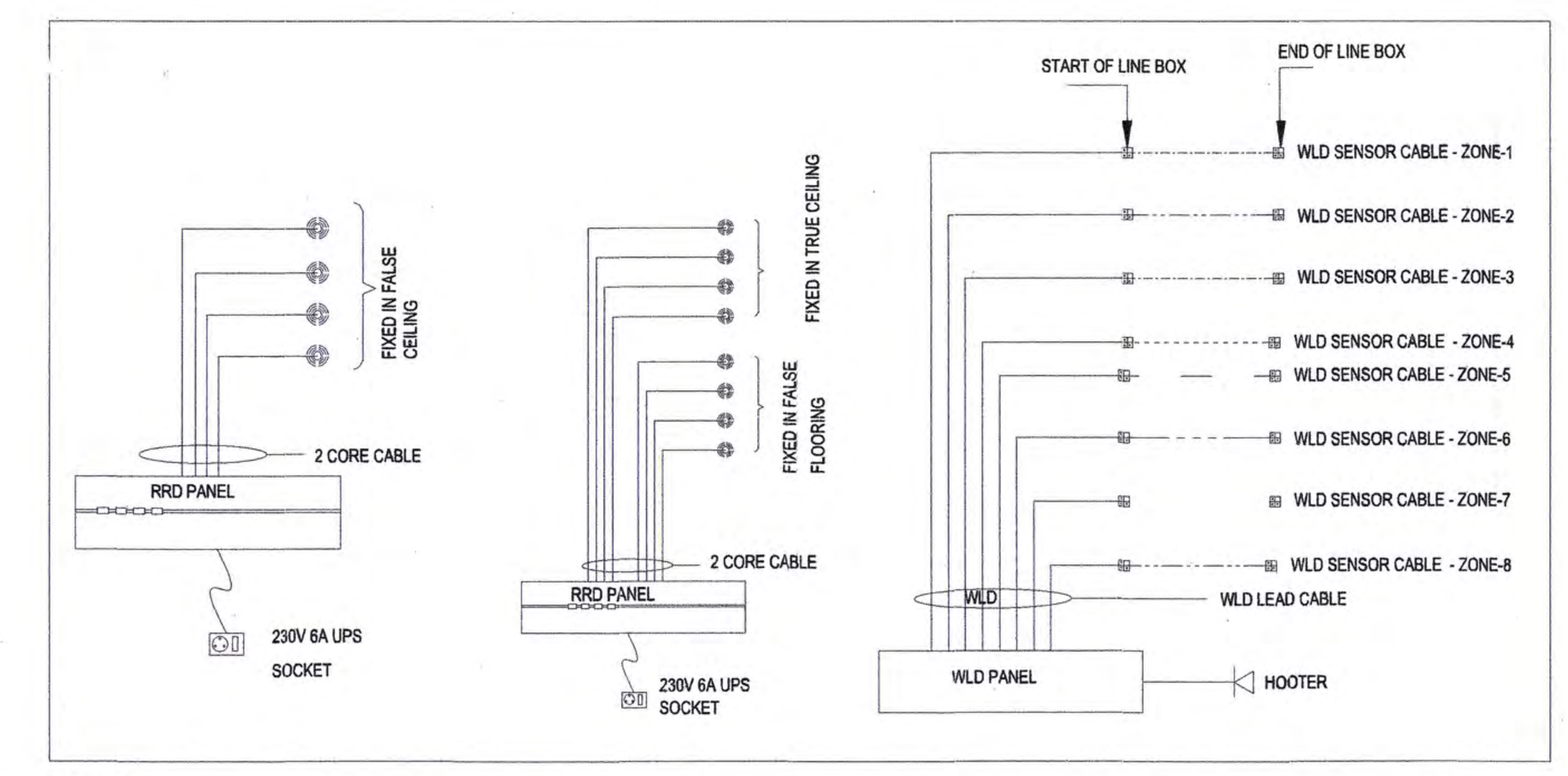

NOTES:-
1. ALL DIMENSIONS ARE IN MILLIMETRES UNLESS OTHERWISE SPECIFIED.
2. CONDUITS ARE CONCEALED IN WALL/BEAMS IN NON FALSE CEILING AREA. THE SURFACE ARE FINISHED AFTER PLACING CONDUITS.
3. ALL SATELLITES WILL BE CONNECTED TO THE PARTICULAR ZONE.
4. EACH SATELLITE COVER 300Sq.ft AREA
5.HVAC PAHU INDICATIVE ONLY . REFER PAHU LAYOUT FOR DETAIL

WATER LEAKAGE DETECTION CABLE FIXING DETAIL

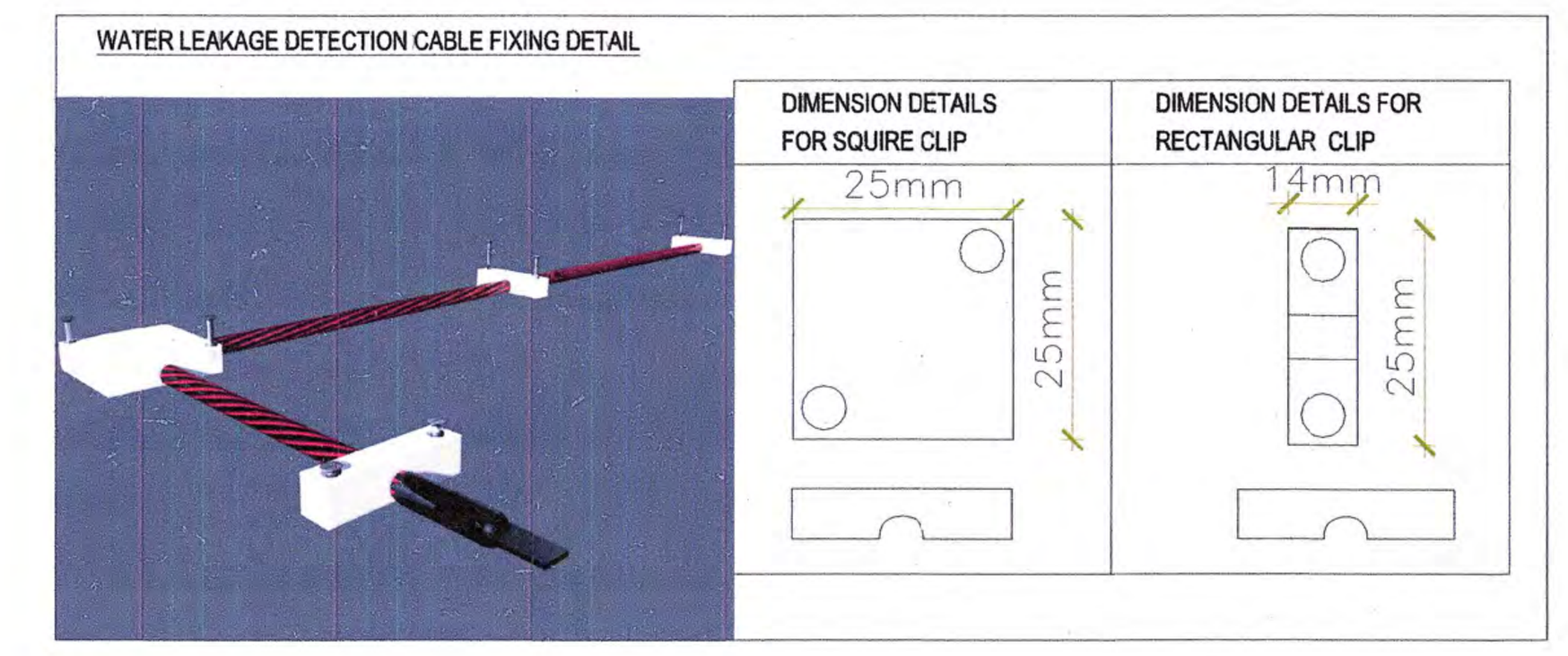

NOTES
GENERAL

1. ALL DIMENSIONS ARE IN MILLIMETER UNLESS OTHERWISE SPECIFIED
2. EXACT ROUTING SHALL BE DECIDED AT SITE IN CONSULTATION WITH ENGINEERING IN CHARGE TO SUIT SITE CONDITIONS
3. MS CONDUIT SHALL BE USED FOR EMBEDDED & EXPOSED CONDUIT IN DATACNTER.
4. CONDUITS SHALL BE CONCEALED IN WALL/CEILING IN NON-FALSE CEILING AREA.
5. SUSPENDED CONDUITS ARE TO BE USED, IF MORE THAN 3 CONDUITS RUN IN PARALLEL.
6. CONDUITS SHOULD BE EQUIPPED WITH A PULL CORDS WITH SUITABLE TENSION POWER.
7. PULL BOXES WITH SUITABLE SIZE SHOULD BE PROVIDED IN ALL CONDUIT SECTIONS THAT ARE CONTAINING MORE THAN TWO 90 DEGREE BENDS.
8. ALL DEVICES LOCATIONS AND ORIENTATION ARE INDICATIVE. EXACT LOCATION SHALL BE SHOWN IN THE OEM SHOP DRAWING.
9. THE EXACT CONDUIT/TRAY ROUTING SHALL BE DECIDED AT SITE IN CONSULTATION WITH THE ENGINEER INCHARGE TO SUIT LEVEL AND SITE CONDITION.
10. CABLE TRAY SUPPORT MUST ALSO BE PLACED WITHIN 0.60 METERS ON EACH SIDE OF ANY CONNECTION TO A FITTING.
11. A MINIMUM SEPARATION DISTANCE 300MM SHALL BE MAINTAINED BETWEEN ICT CABLING
12. THIS DRAWING IS ONLY INDICATIVE AND MAY VARY ACCORDING TO SITE CONDITION AND REQUIREMENT.
13. PATHWAYS (CABLE TRAY/RACEWAY/CONDUITS) SHALL BE FILLED BY MAX 50%.
14. THE DATA CENTRE DESIGN COMPLIES TO TIER 2 DATA CENTRE REQUIREMENTS AND GUIDELINES OF
14.1. ANSI/TIA-942 - TELECOMMUNICATIONS INFRASTRUCTURE STANDARD FOR DATA CENTRES,
14.2. ANSI/BICSI 002 - DATA CENTRE DESIGN AND IMPLEMENTATION BEST PRACTICES.
14.3. AND APPLICABLE RFP TECHNICAL SPECIFICATIONS.
15. THIS LAYOUT IS ONLY FOR MDC RACK.,FOR CCTV AND ACCESS CONTROL SYSTEM REFER ELV LAYOUT- O17203-L-SP-07-LV-1500.

REFERENCE DRAWING

ARCHITECTURE
O17203-A-SP-07-WD-0010-CONVENTION CENTRE-FIFTH FLOOR PLANS APPROVED VIA TRANSMITTAL NO EDRC-B&F/O17203/01346
INTERIOR PLANS
O17203-I-SP-07-WD-1008-CONVENTION CENTRE-FIFTH FLOOR FLOORING LAYOUT VIA TRANSMITTAL NO-EDRC-B&F/O17203/2209
O17203-I-SP-07-WD-1208-CONVENTION CENTRE- CEILING LAYOUT-FIFTH FLOOR (PART 1)-VIA TRANSMITTAL NO-EDRC-B&F/O17203/1895
STRUCTURE
O17203-C-SP-07-NU-0010 - LAYOUT AND NUMERATION DETAIL OF LEVEL - F6 (+27.90M)
ELECTRICAL
O17203-E-SP-07-LL-0064 - CONVENTION CENTER - FIFTH FLOOR 5F - LIGHTING LAYOUTS
O17203-E-SP-07-PL-0172 - CONVENTION CENTER - FIFTH FLOOR 5F - POWER LAYOUTS
O17203-E-SP-07-EE-0278 - CONVENTION CENTER -5F- ELECTRICAL EQUIPMENT, CABLE TRAY & EARTHING LAYOUT - OVERALL PLAN
FPS
O17203-F-SP-07-PL-0025 - CONVENTION CENTER - 5F - OVER ALL PLAN: LAYOUT OF WETRISER CUM DOWNCOMER, AUTOMATIC SPRINKLER SYSTEM AND PORTABLE FIRST-AID FIRE EXTINGUISHERS
O17203-F-SP-07-FA-0026 - CONVENTION CENTER - 5F- OVER ALL PLAN: LAYOUT OF INTEGRATED INTELLIGENT ADDRESSABLE FIRE DETECTION & ALARM SYSTEM AND PHOTOLUMINESCENT SAFETY SIGNAGES
HVAC
O17203-V-SP-07-AC-0028 - CONVENTION CENTER FIFTH FLOOR 5F - HVAC EQUIPMENT DUCTING AND PIPING LAYOUT
CONVENTION CENTER BUILDING - COOLING LOAD CALCULATION-O17203-V-SP-07-DC-0001.
PHE
O17203-U-SP-07-IP-0078 TO 0081 - PLUMBING SYSTEM LAYOUT - FIFTH FLOOR 5F - TOILET WATER SUPPLY LAYOUT
ELV
O17203-L-SP-07-LV-1500-CONVENTION CENTRE-FIFTH FLOOR-OVER ALL ELV SYSTEM LAYOUT
DATA AND VOICE
O17203-L-SP-07-DV-2500-CONVENTION CENTRE-FIFTH FLOOR-OVER ALL DATA & VOICE LAYOUT

Owner / Employer
India International Convention & Exhibition Centre Limited
Room No. 452A, Ministry of Commerce & Industry, DIPP, Udyog Bhawan, New Delhi - 110011, India
Department of Industrial Policy and Promotion Ministry of Commerce & Industry Government of India

Knowledge Partner
Delhi Mumbai Industrial Corridor Development Corporation
Room No 341 B, 3rd Floor Hotel Ashok, Diplomatic Enclave, 50B Chankyapuri, New Delhi - 110021

Employer's Representative
Employer's Engineer
Programme Management Consultant (PMC)
AECOM

Preliminary Engineering Architecture Consultants (PEAC)
idom — Av. Del Monasterio de El Escorial, 4, 28049 Madrid, Spain
CP KUKREJA ARCHITECTS — No.D-1, Ashirwad Building, Green Park, New Delhi, Delhi 110016, India

EPC Contractor
L&T Construction Buildings & Factories
Mount Poonamallee Road, Manapakkam, P.B.No.979, Chennai - 600 089

EPC Contractor's Representatives
Design Consultant
Engineering Design and Research Center (EDRC)
L&T Construction - Buildings & Factories

Architectural Consultant
ARCOP — Arcop Associates Pvt. Ltd.
A-15, Pampose Enclave, G.K.-1, New Delhi, Delhi 110048, India

Structural Proof Consultant
Indian Institute of Technology (IIT) Madras
Sardar Patel Rd, Opposite to C. L.R.I, Adyar, Chennai, Tamil Nadu 600036

MEP Proof Consultant
egis — Egis India Consulting Engineers Pvt. Ltd.
Plot No. 66, Sector 32, Institutional Area, Opp: Zenatix Solutions, Gurugram, Haryana 122001

ICT Proof Consultant
CKR Consulting Engineers Pvt. Ltd.
#47/1, 3rd Floor, Narayana Arcade, Subbaramachetty Road, Netkalappa Circle, Basavanagudi, Bengaluru - 560004

Certification
EPC Contractor
Design Consultant
Architectural Consultant
Proof Consultant: Structural | MEP | ICT
PEAC
Issued by: Employer / Employer's Engineer

REV	DESCRIPTION	DATE	DSGN	DRWN	CHKD	APPD
R0	ISSUED AS GOOD FOR CONSTRUCTION	19.03.21	SP/VNM	SS	MSK	GNR

Revisions

	SIGN	DATE		SIGN	DATE
ARCHITECTURE			FPS		
STRUCTURAL			PIPING		
ELECTRICAL			PHE		
ELV SYSTEM			GIS		
HVAC			GEOTECH.		
CHECKED BY			CHECKED BY		

EPC Contractor
L&T Construction Buildings & Factories
JOB No : O17203
Project Name
DESIGN AND CONSTRUCTION OF INDIA INTERNATIONAL CONVENTIONAL & EXPO CENTRE
SECTOR 25,DWARKA,NEW DELHI,INDIA
Drawing Status
GOOD FOR CONSTRUCTION (GFC)
Drawing No: L | 07 | 2002 — Rev. No: R0
Title :
CONVENTION CENTER-5F-MDC ELV SYSTEM LAYOUT
EDRC DWG No : O17203-L-SP-07-DC-2002
Scale: AS INDICATED — Sheet Size: A0

KEYPLAN

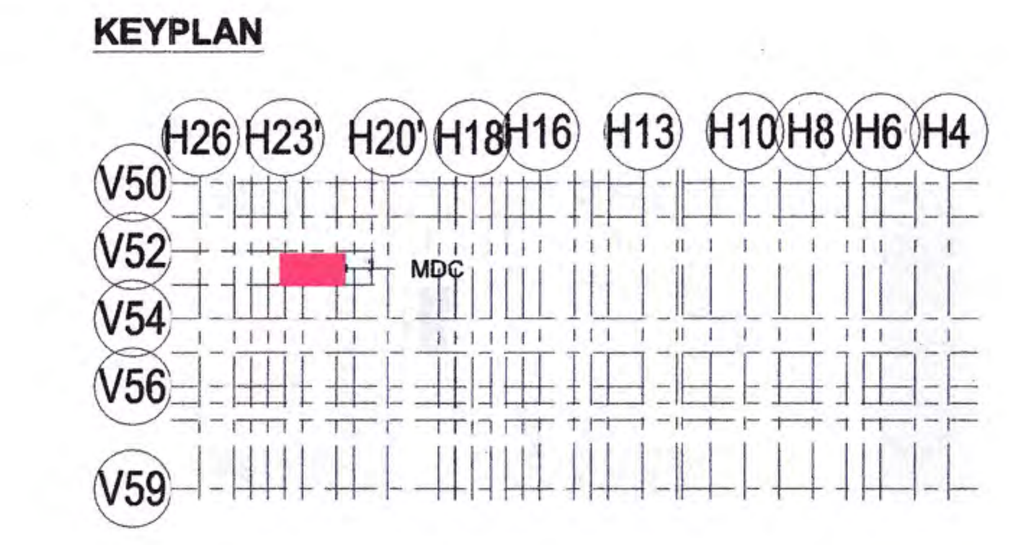

Key Plan

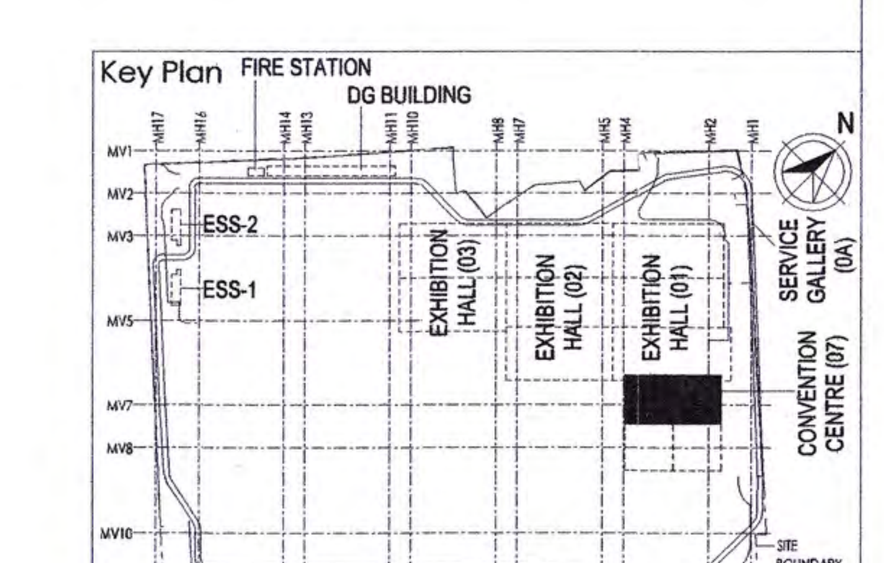

This drawing is the property of L&T Construction, B&F-EDRC and must not be passed on to any person or body not authorised by us to receive it nor be copied or otherwise made use either in full or in part by such person or body without our prior permission in writing.

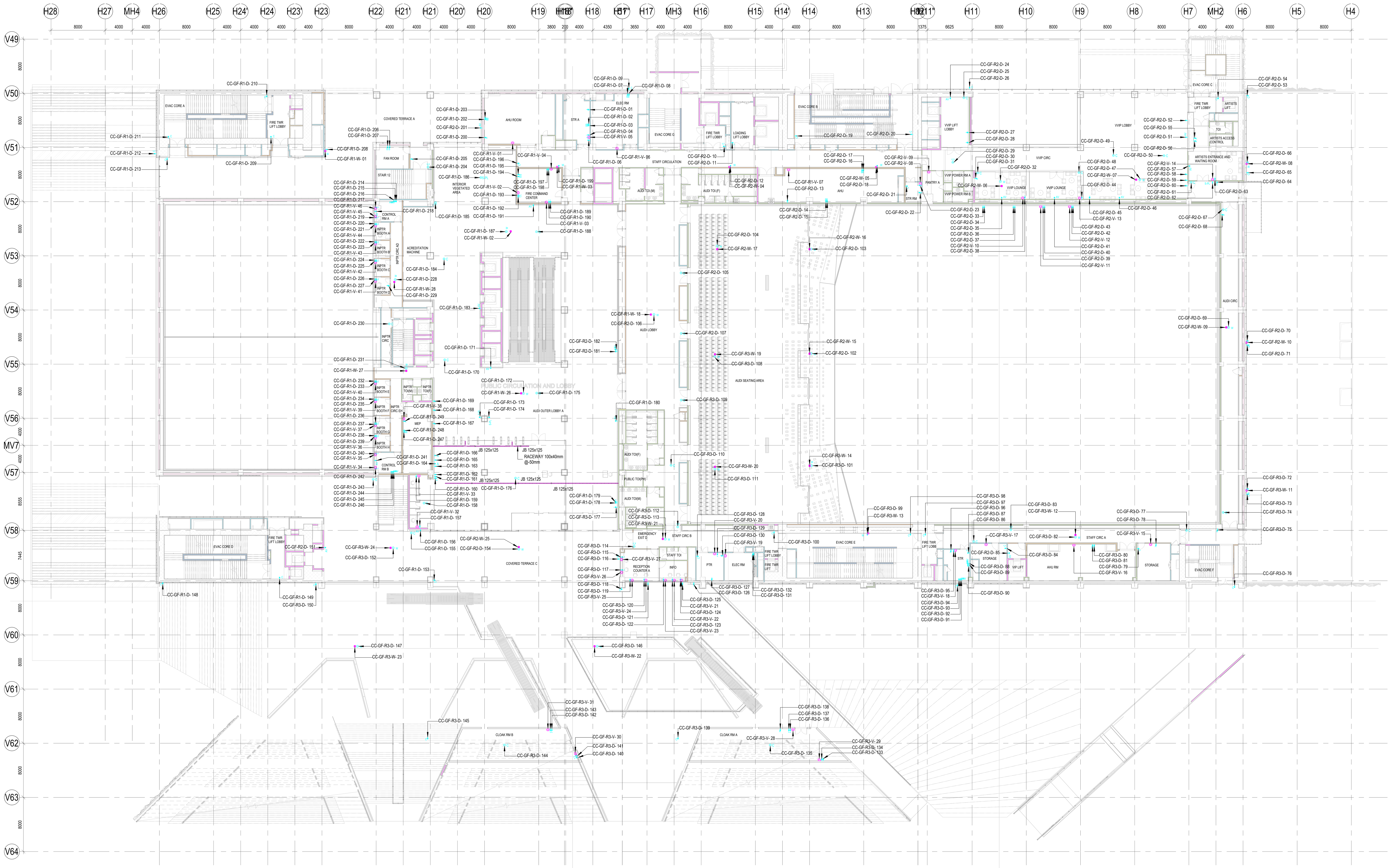

1 / 2000 CC_F0_OVER ALL DATA &VOICE LAYOUT
1 : 250

NOTES

GENERAL
1. ALL DIMENSIONS ARE IN MILLIMETER UNLESS OTHERWISE SPECIFIED
2. EXACT ROUTING SHALL BE DECIDED AT SITE IN CONSULTATION WITH ENGINEERING IN CHARGE TO SUIT SITE CONDITIONS
3. PVC CONDUIT SHALL BE USED FOR EMBEDDED CONDUITING. MS CONDUIT SHALL BE USED FOR EXPOSED CONDUITNG
4. CONDUITS SHALL BE CONCEALED IN WALL/CEILING IN NON-FALSE CEILING AREA.
5. SUSPENDED CONDUITS ARE TO BE USED, IF MORE THAN 3 CONDUITS RUN IN PARALLEL.
6. CONDUITS SHOULD BE EQUIPPED WITH A PULL CORDS WITH SUITABLE TENSION POWER.
7. PULL BOXES WITH SUITABLE SIZE SHOULD BE PROVIDED IN ALL PVC CONDUIT SECTIONS THAT ARE CONTAINING MORE THAN TWO 90 DEGREE BENDS.
8. ALL DEVICES LOCATIONS AND ORIENTATION ARE INDICATIVE. EXACT LOCATION SHALL BE SHOWN IN THE OEM SHOP DRAWING.
9. THE EXACT CONDUIT/TRAY ROUTING SHALL BE DECIDED AT SITE IN CONSULTATION WITH THE ENGINEER INCHARGE TO SUIT LEVEL AND SITE CONDITION.
10. CABLE TRAY SUPPORT MUST ALSO BE PLACED WITHIN 0.60 METERS ON EACH SIDE OF ANY CONNECTION TO A FITTING.
11. A MINIMUM SEPARATION DISTANCE 300MM SHALL BE MAINTAINED BETWEEN ICT CABLING
12. THIS DRAWING IS ONLY INDICATIVE AND MAY VARY ACCORDING TO SITE CONDITION AND REQUIREMENT.
13. PATHWAYS (CABLE TRAY/RACEWAY/CONDUITS) SHALL BE FILLED BY MAX 50%.

DATA VOICE
1. CAT 6A , 4 PAIR, 23 AWG, U/UTP CABLE SHALL BE USED TO CONNECT RJ 45 DATA/VOICE SOCKETS TO JACK PANEL
2. HORIZONTAL CABLES SHALL BE TERMINATED ON THE RJ- 45 OUTLETS AT THE WORK AREA AND PATCH PANEL AT THE RACK IN NEAREST STR ROOM
3. HORIZONTAL CABLES SHALL BE TAKEN THROUGH MS / PVC CONDUITS / CABLE TRAY
4. ALL WALL MOUNTED TELEPHONE / DATA SOCKETS COULD BE ALIGNED AT A HEIGHT OF 750MM FROM FFL UNLESS AND OTHERWISE SPECIFIED.
5. SOCKETS ABOVE COUNTER SLABS TO BE MOUNTED AT A HEIGHT OF 900MM FROM FFL.
6. FOR ALL OTHER TELEPHONE AND DATA SOCKETS,THE LEVEL SHALL BE MAINTED AS PER FURNITURE LAYOUT AND ARCHITECTURAL CONCURRENCE AS PER SITE CONDITION.
7. FOR CONFERENCE ROOMS-NO.OF WIRELESS ACCESS POINTS SHALL BE DESIGNED CONISDERING TOTAL NO OF USERS IN THE ROOM.
8. WIFI HEAT MAP SHALL BE SUBMITTED AS PART OF SHOP DRAWING.

CCTV SYSTEM
1. IP BASED CCTV CAMERA SYSTEM SHALL BE INSTALLED
2. CAT-6A, 4 PAIR TWISTED PAIR U/UTP CABLES SHALL BE USED TO CONNECT CAMERA WITH PATCH PANEL
3. THE CCTV CAMERA VIEW ANGLE TO BE SET AS PER THE COVERAGE LOCATION EX. ENTRANCE DOOR/RECEPTION ETC.
4. THE SHOWN CAMERAS LOCATIONS ARE INDICATIVE. FIELD OF VIEW OF EACH CAMERA MUST BE GENERATED BY OEM/VENDOR FOR JUSTIFYING CHOSEN CAMERA TYPE, LENS TYPE ETC

ACCESS CONTROL SYSTEM
1. ALL CABLES FROM CARD READER/MAGNETIC LOCK/DOOR CONTACT/PUSHBUTTON SHALL BE TERMINATED AT ACCESS CONTROL PANEL LOCATED IN NEARBY.
2. ACCESS CONTROL PANELS SHALL BE CONNECTED TO SWITCH LOCATED AT NEAR BY STR ROOM, BY CAT 6A UTP CABLE
3. POWER POINT/SOCKET FOR ALL THE ACCESS CONTROL PANELS, REFER ELECTRICAL POWER LAYOUT.
4. DPS ARE CONNECTED TO RESPECTIVE ZONE INTRUTION ALARM CONTROLLER / IO MODULE
5. DATA POINT FOR ACCESS CONTROLLER SHALL BE OPTIMISED AS PER SHOP DRAWING.

BMS
1. DDC PANELS ARE LOCATED AT 1500MM FROM FFL CENTER OF PANEL.
2. TENTATIVE DIMENSIONS OF THE DDC PANEL IS SHOWN DEPENDS ON OEM.
3. DDC CONTROLLER AND IO MODULE CONFIGURATION AS PER OEM SYSTEM DESIGN.
4. LOCATION FOR THE SENSORS ARE SHOWN IN THE LAYOUT IS INDICATIVE.
5. TYPE OF CABLE TO FIELD CONNECTIONS AS PER OEM BMS CABLE SCHEDULE.
6. THE MAIN INTEGRATION PROTOCOL SHALL BACNET OVER TCP/IP & BACNET OVER MSTP.
7. BMS DATA POINT SHALL BE OPTMISED AS PER SHOP DRAWING.

IP TALK BACK SYSTEM
1. CAT6A, 4 PAIR TWISTED PAIR U/UTP CABLES SHALL BE USED TO CONNECT CONSOLE WITH PATCH PANEL
2. BOTTOM OF CONSOLE SHALL BE MOUNTED 1500MM FROM FFL

GUARD TOUR SYSTEM
1. READER SHALL BE TERMINATED TO THE NEARBY CONTROLLER
2. CONTROL PANELS SHALL BE CONNECTED TO SWITCH LOCATED AT NEAR BY STR ROOM, BY CAT 6A UTP CABLE
3. BOTTOM OF CONSOLE SHALL BE MOUNTED 1500MM FROM FFL.

EARTHING
1. ALL RACK SHALL BE EARTHED TO NEAREST EARTHBUS LOCATED STR ROOM
2. EARTH BUS SHALL BE CONNECTED TO THE NEAREST ELECTRICAL EARTHING STRIP

NOTE:
FIRE EVACATION SPEAKERS SHALL BE SUBMITTED AS PART OF FIRE SYSTEM DRAWINGS.
BGM SPEAKERS SHALL BE SUBMITTED AS PART OF AV SYSTEM DRAWINGS.
THE DAS SYSTEM FORE MOBILE CARRIERS WILL BE DONE AFTER SITE SURVER BY SPECIALIST ONCE STRUCTURE IS READY . EPCC WILL ENSURE THE DAS COVERAGE.

LEGENDS

S.NO	SYMBOL	DESCRIPTION	MOUNTING HEIGHT
1		TELEPHONE SOCKET	750mm FROM FFL
2		WIFI ACCESS POINT	FALSE CEILING/ WALL MOUNTED
3	L	DATA SOCKET FOR LAN	750mm FROM FFL
4	B	DATA SOCKET FOR BMS	1000mm FROM FFL
5	AV	DATA SOCKET FOR AV SYSTEM	AS PER AV EQUIPMENT
6		DATA SOCKET FOR WIFI ACCESS POINT	FALSE CEILING/ WALL MOUNTED
7	X	DATA SOCKET FOR XRAY SCANNER & DFMD	750mm FROM FFL
8	C	DATA SOCKET FOR CCTV	FALSE CEILING/ WALL MOUNTED
9	A	DATA SOCKET FOR ACP	FALSE CEILING/ WALL MOUNTED
10	WT	DATA SOCKET FOR WIRELSS TRANSMITTER	FALSE CEILING
11	☐	RACE WAY JUNCTION BOX 125x125x50mm	-
12		METALLIC RACEWAY (100x40mm)	-

TAGGING LEGENDS

CC GF R1 D-01
- RJ 45 DATA SOCKET
- RACK NO 1
- GROUND FLOOR
- CONVENTION CENTER

CC GF R1 V-01
- RJ 45 TELEPHONE SOCKET
- RACK NO 1
- GROUND FLOOR
- CONVENTION CENTER

CC GF FB-01
- FLAB BARRIER NARROW
- GROUND FLOOR
- CONVENTION CENTER

REFERENCE DRAWING

ARCHITECTURE
FLOOR PLANS APPROVED VIA TRANSMITTAL NO EDRC-B&F/O17203/01346
STRUCTURE
O17203-C-SP-07-NU-0004 - LAYOUT AND NUMERATION DETAIL OF LEVEL - GROUND FLOOR F0 (+4.570M)
ELECTRICAL
O17203-E-SP-07-LL-0019 to 0023 - CONVENTION CENTER - GROUND FLOOR F0 - LIGHTING LAYOUTS
O17203-E-SP-07-PL-0127 to 0131 - CONVENTION CENTER - GROUND FLOOR F0 - POWER LAYOUTS
O17203-E-SP-07-EE-0229 to 0232 -CONVENTION CENTER -F0- ELECTRICAL EQUIPMENT, CABLE TRAY & EARTHING LAYOUT - OVERALL PLAN
FPS
O17203-F-SP-07-PL-0010 - CONVENTION CENTRE - F0 - OVER ALL PLAN: LAYOUT OF WETRISER CUM DOWNCOMER, AUTOMATIC SPRINKLER SYSTEM AND PORTABLE FIRST-AID FIRE EXTINGUISHERS
017203-F-SP-07-FA-0011 - CONVENTION CENTRE - F0- OVER ALL PLAN: LAYOUT OF INTEGRATED INTELLIGENT ADDRESSABLE FIRE DETECTION & ALARM SYSTEM AND PHOTOLUMINESCENT SAFETY SIGNAGES
HVAC
O17203-V-SP-07-AC-1003,2003,3003,4003,5003 & 6003 - CONVENTION CENTRE GROUND FLOOR F0 - HVAC EQUIPMENT DUCTING AND PIPING LAYOUT
PHE
O17203-U-SP-07-IP-0016 to 0020 - PLUMBING SYSTEM LAYOUT - GROUND FLOOR F0 - TOILET WATER SUPPLY LAYOUT
ELV
017203-L-SP-07-LE-5000-CONVENTION CENTER-GROUND FLOOR-STR/PTR ROOM LAYOUT
017203-L-SP-07-DV-2000-CONVENTION CENTER-GROUND FLOOR-OVERALL DATA AND VOICESYSTEM LAYOUT
017203-L-SP-07-LV-1011/1022/1033/1044-GROUND FLOOR-ELV SYSTEM ZONE LAYOUT
FOR SECURITY CHECK EQUIPMENT/TURNSTILES
REFER DRAWING NO - O17203-L-SP-07-LV-6000-GROUND FLOOR

Key Plan

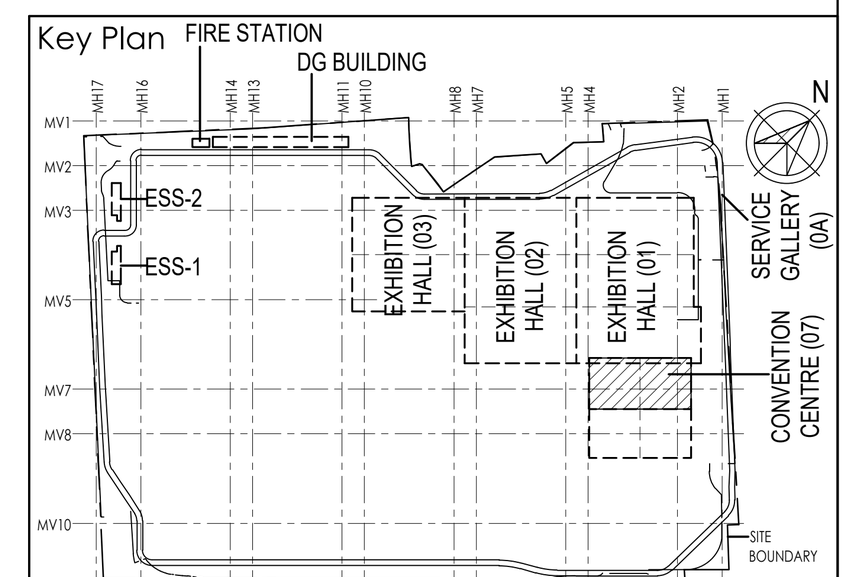

India International Convention & Exhibition Centre Limited
Room No. 452A, Ministry of Commerce & Industry, DIPP, Udyog Bhawan, New Delhi - 110011, India

Department of Industrial Policy and Promotion Ministry of Commerce & Industry Government of India

Knowledge Partner
Delhi Mumbai Industrial Corridor Development Corporation
Room No 341 B, 3rd Floor Hotel Ashok, Diplomatic Enclave, 50B Chankyapuri, New Delhi - 110021

Employer's Engineer
Programme Management Consultant (PMC)
AECOM

Preliminary Engineering Architecture Consultants (PEAC)
idom — Av. Del Monasterio de El Escorial, 4, 28049 Madrid, Spain
CPKUKREJA ARCHITECTS — No.D-1, Ashirwad Building, Green Park, New Delhi, Delhi 110016, India

L&T Construction
Buildings & Factories
Mount Poonamallee Road, Manapakkam, P.B.No.979, Chennai – 600 089

Design Consultant
Engineering Design and Research Center (EDRC)
L&T Construction - Buildings & Factories

Architectural Consultant
Arcop Associates Pvt. Ltd.
A-15, Pampose Enclave , G.K.-1
New Delhi, Delhi 110048, India

Structural Proof Consultant
Indian Institute of Technology (IIT) Madras
Sardar Patel Rd, Opposite to C, L.R.I, Adyar, Chennai, Tamil Nadu 600036

MEP Proof Consultant
Egis India Consulting Engineers Pvt. Ltd.
Plot No. 66, Sector 32, Institutional Area, Opp: Zenatix Solutions, Gurugram, Haryana 122001

ICT Proof Consultant
CKR Consulting Engineers Pvt. Ltd.
#47/1, 3rd Floor, Narayana Arcade, Subbaramachetty Road, Netkalappa Circle, Basavanagudi, Bengaluru - 560004

Certification
EPC Contractor
Design Consultant
Architectural Consultant
Proof Consultant
Structural | MEP | ICT
PEAC
Issued by:
Employer / Employer's Engineer

REV	DESCRIPTION	DATE	DSGN	DRWN	CHKD	APPD
R0	ISSUED AS GOOD FOR CONSTRUCTION	10.01.20	BVH	SS	MSK	GNR

Revisions

ARCHITECTURE			FPS		
STRUCTURAL			PIPING		
ELECTRICAL			PHE		
ELV SYSTEM			GIS		
HVAC			GEOTECH.		
CHECKED BY	SIGN	DATE	CHECKED BY	SIGN	DATE

EPC Contractor
L&T Construction
Buildings & Factories
JOB No : O17203

Project Name
DESIGN AND CONSTRUCTION OF INDIA INTERNATIONAL CONVENTIONAL & EXPO CENTRE
SECTOR 25,DWARKA,NEW DELHI,INDIA

Drawing Status
GOOD FOR CONSTRUCTION (GFC)

Drawing No: L | 07 | 2000 — Rev. No: R0

Title :
CONVENTION CENTRE-GF-OVERALL DATA & VOICE SYSTEM LAYOUT

EDRC DWG No : O17203-L-SP-07-DV-2000
Scale: AS INDICATED
Sheet Size: A0

O17203 - L - 07 - 2000 (CONVENTION CENTRE-GF-OVERALL DATA & VOICE SYSTEM LAYOUT)

This drawing is the property of L&T Construction, B&F-EDRC and must not be passed on to any person or body not authorised by us to receive it nor be copied or otherwise made use either in full or in part by such person or body without our prior permission in writing.

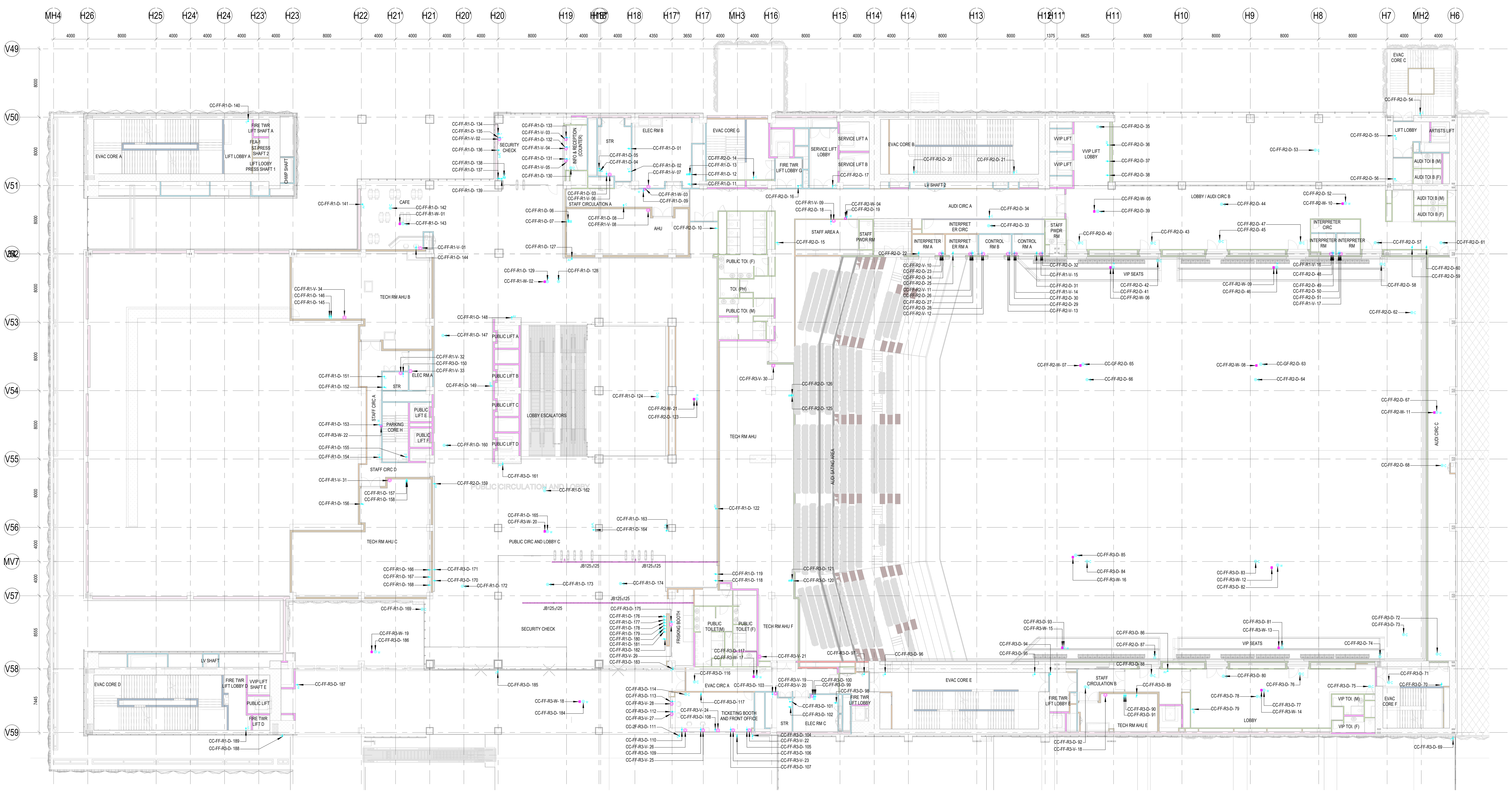

1/2100 CC_F1_OVER ALL-VOICE AND DATA
1 : 200

NOTES

GENERAL

1. ALL DIMENSIONS ARE IN MILLIMETER UNLESS OTHERWISE SPECIFIED
2. EXACT ROUTING SHALL BE DECIDED AT SITE IN CONSULTATION WITH ENGINEERING IN CHARGE TO SUIT SITE CONDITIONS
3. PVC CONDUIT SHALL BE USED FOR EMBEDDED CONDUITING. MS CONDUIT SHALL BE USED FOR EXPOSED CONDUITNG
4. CONDUITS SHALL BE CONCEALED IN WALL/CEILING IN NON-FALSE CEILING AREA.
5. SUSPENDED CONDUITS ARE TO BE USED, IF MORE THAN 3 CONDUITS RUN IN PARALLEL.
6. CONDUITS SHOULD BE EQUIPPED WITH A PULL CORDS WITH SUITABLE TENSION POWER.
7. PULL BOXES WITH SUITABLE SIZE SHOULD BE PROVIDED IN ALL PVC CONDUIT SECTIONS THAT ARE CONTAINING MORE THAN TWO 90 DEGREE BENDS.
8. ALL DEVICES LOCATIONS AND ORIENTATION ARE INDICATIVE. EXACT LOCATION SHALL BE SHOWN IN THE OEM SHOP DRAWING.
9. THE EXACT CONDUIT/TRAY ROUTING SHALL BE DECIDED AT SITE IN CONSULTATION WITH THE ENGINEER INCHARGE TO SUIT LEVEL AND SITE CONDITION.
10. CABLE TRAY SUPPORT MUST ALSO BE PLACED WITHIN 0.60 METERS ON EACH SIDE OF ANY CONNECTION TO A FITTING.
11. A MINIMUM SEPARATION DISTANCE 300MM SHALL BE MAINTAINED BETWEEN ICT CABLING
12. THIS DRAWING IS ONLY INDICATIVE AND MAY VARY ACCORDING TO SITE CONDITION AND REQUIREMENT.
13. PATHWAYS (CABLE TRAY/RACEWAY/CONDUITS) SHALL BE FILLED BY MAX 50%.

DATA VOICE

1. CAT 6A , 4 PAIR, 23 AWG, U/UTP CABLE SHALL BE USED TO CONNECT RJ 45 DATA/VOICE SOCKETS TO JACK PANEL
2. HORIZONTAL CABLES SHALL BE TERMINATED ON THE RJ- 45 OUTLETS AT THE WORK AREA AND PATCH PANEL AT THE RACK IN NEAREST STR ROOM
3. HORIZONTAL CABLES SHALL BE TAKEN THROUGH MS / PVC CONDUITS / CABLE TRAY
4. ALL WALL MOUNTED TELEPHONE / DATA SOCKETS COULD BE ALIGNED AT A HEIGHT OF 750MM FROM FFL UNLESS AND OTHERWISE SPECIFIED.
5. SOCKETS ABOVE COUNTER SLABS TO BE MOUNTED AT A HEIGHT OF 900MM FROM FFL.
6. FOR ALL OTHER TELEPHONE AND DATA SOCKETS,THE LEVEL SHALL BE MAINTED AS PER FURNITURE LAYOUT AND ARCHITECTURAL CONCURRENCE AS PER SITE CONDITION.
7. FOR CONFERENCE ROOMS-NO.OF WIRELESS ACCESS POINTS SHALL BE DESIGNED CONISDERING TOTAL NO OF USERS IN THE ROOM.
8. WIFI HEAT MAP SHALL BE SUBMITTED AS PART OF SHOP DRAWING.

CCTV SYSTEM

1. IP BASED CCTV CAMERA SYSTEM SHALL BE INSTALLED
2. CAT-6A, 4 PAIR TWISTED PAIR U/UTP CABLES SHALL BE USED TO CONNECT CAMERA WITH PATCH PANEL
3. THE CCTV CAMERA VIEW ANGLE TO BE SET AS PER THE COVERAGE LOCATION EX. ENTRANCE DOOR/RECEPTION ETC.
4. THE SHOWN CAMERAS LOCATIONS ARE INDICATIVE. FIELD OF VIEW OF EACH CAMERA MUST BE GENERATED BY OEM/VENDOR FOR JUSTIFYING CHOSEN CAMERA TYPE, LENS TYPE ETC

ACCESS CONTROL SYSTEM

1. ALL CABLES FROM CARD READER/MAGNETIC LOCK/DOOR CONTACT/PUSHBUTTON SHALL BE TERMINATED AT ACCESS CONTROL PANEL LOCATED IN NEARBY.
2. ACCESS CONTROL PANELS SHALL BE CONNECTED TO SWITCH LOCATED AT NEAR BY STR ROOM, BY CAT 6A UTP CABLE
3. POWER POINT/SOCKET FOR ALL THE ACCESS CONTROL PANELS, REFER ELECTRICAL POWER LAYOUT.
4. DPS ARE CONNECTED TO RESPECTIVE ZONE INTRUTION ALARM CONTROLLER / IO MODULE
5. DATA POINT FOR ACCESS CONTROLLER SHALL BE OPTIMISED AS PER SHOP DRAWING.

BMS

1. DDC PANELS ARE LOCATED AT 1500MM FROM FFL CENTER OF PANEL.
2. TENTATIVE DIMENSIONS OF THE DDC PANEL IS SHOWN DEPENDS ON OEM.
3. DDC CONTROLLER AND IO MODULE CONFIGURATION AS PER OEM SYSTEM DESIGN.
4. LOCATION FOR THE SENSORS ARE SHOWN IN THE LAYOUT IS INDICATIVE.
5. TYPE OF CABLE TO FIELD CONNECTIONS AS PER OEM BMS CABLE SCHEDULE.
6. THE MAIN INTEGRATION PROTOCOL SHALL BACNET OVER TCP/IP & BACNET OVER MSTP.
7. BMS DATA POINT SHALL BE OPTMISED AS PER SHOP DRAWING.

IP TALK BACK SYSTEM

1. CAT6A, 4 PAIR TWISTED PAIR U/UTP CABLES SHALL BE USED TO CONNECT CONSOLE WITH PATCH PANEL
2. BOTTOM OF CONSOLE SHALL BE MOUNTED 1500MM FROM FFL

GUARD TOUR SYSTEM

1. READER SHALL BE TERMINATED TO THE NEARBY CONTROLLER
2. CONTROL PANELS SHALL BE CONNECTED TO SWITCH LOCATED AT NEAR BY STR ROOM, BY CAT 6A UTP CABLE
3. BOTTOM OF CONSOLE SHALL BE MOUNTED 1500MM FROM FFL

EARTHING

1.ALL RACK SHALL BE EARTHED TO NEAREST EARTHBUS LOCATED STR ROOM
2.EARTH BUS SHALL BE CONNECTED TO THE NEAREST ELECTRICAL EARTHING STRIP

NOTE:
FIRE EVACATION SPEAKERS SHALL BE SUBMITTED AS PART OF FIRE SYSTEM DRAWINGS.
BGM SPEAKERS SHALL BE SUBMITTED AS PART OF AV SYSTEM DRAWINGS.
THE DAS SYSTEM FORE MOBILE CARRIERS WILL BE DONE AFTER SITE SURVER BY SPECIALIST ONCE STRUCTURE IS READY . EPCC WILL ENSURE THE DAS COVERAGE.

LEGENDS

S.NO	SYMBOL	DESCRIPTION	MOUNTING HEIGHT
1		TELEPHONE SOCKET	750mm FROM FFL
2		WIFI ACCESS POINT	FALSE CEILING/ WALL MOUNTED
3	L	DATA SOCKET FOR LAN	750mm FROM FFL
4	B	DATA SOCKET FOR BMS	1000mm FROM FFL
5	AV	DATA SOCKET FOR AV SYSTEM	AS PER AV EQUIPMENT
6		DATA SOCKET FOR WIFI ACCESS POINT	FALSE CEILING/ WALL MOUNTED
7	X	DATA SOCKET FOR XRAY SCANNER & DFMD	750mm FROM FFL
8	C	DATA SOCKET FOR CCTV	FALSE CEILING/ WALL MOUNTED
9	A	DATA SOCKET FOR ACP	FALSE CEILING/ WALL MOUNTED
10	WT	DATA SOCKET FOR WIRELSS TRANSMITTER	FALSE CEILING
11		RACE WAY JUNCTION BOX 125x125x50mm	-
12		METALLIC RACEWAY (100x40mm)	-

TAGGING LEGENDS

CC FF R1 D-01
- RJ 45 DATA SOCKET
- RACK NO 1
- FIRST FLOOR
- CONVENTION CENTER

CC FF R1 V-01
- RJ 45 TELEPHONE SOCKET
- RACK NO 1
- FIRST FLOOR
- CONVENTION CENTER

CC FF FB-01
- FLAB BARRIER NARROW
- FIRST FLOOR
- CONVENTION CENTER

REFERENCE DRAWING

ARCHITECTURE
FLOOR PLANS APPROVED VIA TRANSMITTAL NO EDRC-B&F/O17203/01346
STRUCTURE
O17203-C-SP-07-NU-0006 - LAYOUT AND NUMERATION DETAIL OF LEVEL - F2 (+9.220M)
ELECTRICAL
O17203-E-SP-07-LL-0028 to 0032 - CONVENTION CENTER - FIRST FLOOR FF - LIGHTING LAYOUTS
O17203-E-SP-07-PL-0136 to 0140 - CONVENTION CENTER - FIRST FLOOR FF - POWER LAYOUTS
O17203-E-SP-07-EE-0238 to 0242 -CONVENTION CENTER -F0- ELECTRICAL EQUIPMENT, CABLE TRAY & EARTHING LAYOUT - OVERALL PLAN
FPS
O17203-F-SP-07-PL-0013 - CONVENTION CENTRE - FF - OVER ALL PLAN: LAYOUT OF WETRISER CUM DOWNCOMER, AUTOMATIC SPRINKLER SYSTEM AND PORTABLE FIRST-AID FIRE EXTINGUISHERS
017203-F-SP-07-FA-0014 - CONVENTION CENTRE - FF- OVER ALL PLAN: LAYOUT OF INTEGRATED INTELLIGENT ADDRESSABLE FIRE DETECTION & ALARM SYSTEM AND PHOTOLUMINESCENT SAFETY SIGNAGES
HVAC
O17203-V-SP-07-AC-1004,2004,3004,4004,5004 & 6004 - CONVENTION CENTRE FIRST FLOOR FF - HVAC EQUIPMENT DUCTING AND PIPING LAYOUT
PHE
017203-U-SP-07-IP-0021 to 0024 - PLUMBING SYSTEM LAYOUT - FIRST FLOOR FF - TOILET WATER SUPPLY LAYOUT
ELV
017203-L-SP-07-LE-5100-CONVENTION CENTER-FIRST FLOOR-STR/PTR ROOM LAYOUT
017203-L-SP-07-DV-2100-CONVENTION CENTER-FIRST FLOOR-OVERALL DATA AND VOICESYSTEM LAYOUT
017203-L-SP-07-LV-1111/1122/1133/1144-FIRST FLOOR-ELV SYSTEM ZONE LAYOUT
FOR SECURITY CHECK EQUIPMENT/TURNSTILES
REFER DRAWING NO - O17203-L-SP-07-LV-6100-FIRST FLOOR

Key Plan

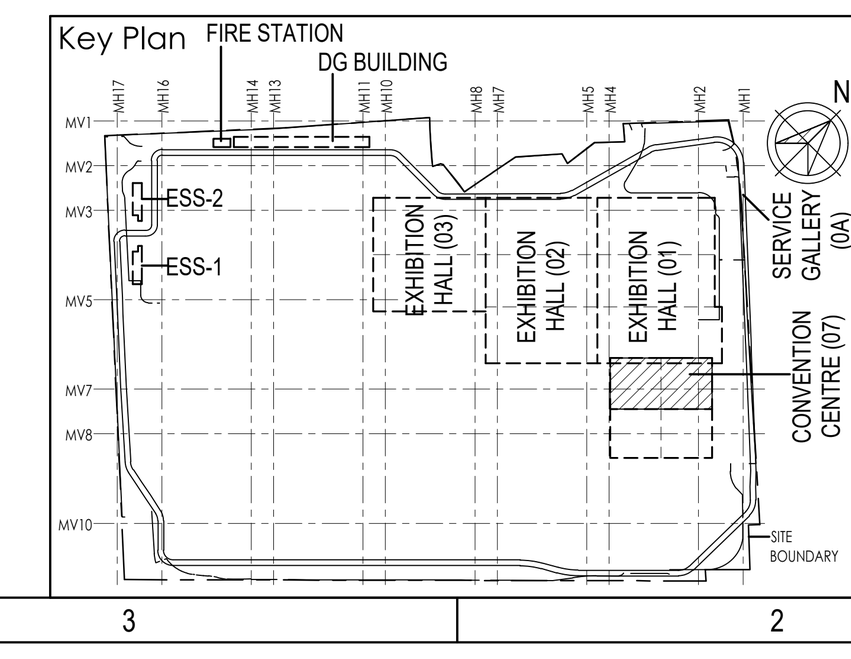

India International Convention & Exhibition Centre Limited
Room No. 452A, Ministry of Commerce & Industry, DIPP, Udyog Bhawan, New Delhi - 110011, India

Department of Industrial Policy and Promotion Ministry of Commerce & Industry Government of India

Knowledge Partner
Delhi Mumbai Industrial Corridor Development Corporation
Room No 341 B, 3rd Floor Hotel Ashok, Diplomatic Enclave, 50B Chankyapuri, New Delhi - 110021

Employer's Engineer
Programme Management Consultant (PMC)
AECOM

Preliminary Engineering Architecture Consultants (PEAC)
idom — Av. Del Monasterio de El Escorial, 4, 28049 Madrid, Spain
CPKUKREJA ARCHITECTS — No.D-1, Ashirwad Building, Green Park, New Delhi, Delhi 110016, India

L&T Construction
Buildings & Factories
Mount Poonamallee Road, Manapakkam, P.B.No.979, Chennai – 600 089

Design Consultant
Engineering Design and Research Center (EDRC)
L&T Construction - Buildings & Factories

Architectural Consultant
Arcop Associates Pvt. Ltd.
A-15, Pampose Enclave , G.K.-1
New Delhi, Delhi 110048, India

Structural Proof Consultant
Indian Institute of Technology (IIT) Madras
Sardar Patel Rd, Opposite to C, L.R.I, Adyar, Chennai, Tamil Nadu 600036

MEP Proof Consultant
Egis India Consulting Engineers Pvt. Ltd.
Plot No. 66, Sector 32, Institutional Area, Opp: Zenatix Solutions, Gurugram, Haryana 122001

ICT Proof Consultant
CKR Consulting Engineers Pvt. Ltd.
#47/1, 3rd Floor, Narayana Arcade, Subbaramachetty Road, Netkalappa Circle, Basavanagudi, Bengaluru - 560004

Certification
EPC Contractor
Design Consultant
Architectural Consultant
Proof Consultant
Structural | MEP | ICT
PEAC
Issued by:
Employer / Employer's Engineer

REV	DESCRIPTION	DATE	DSGN	DRWN	CHKD	APPD
R0	ISSUED AS GOOD FOR CONSTRUCTION	10.01.20	BVH	SS	MSK	GNR

Revisions

ARCHITECTURE			FPS		
STRUCTURAL			PIPING		
ELECTRICAL			PHE		
ELV SYSTEM			GIS		
HVAC			GEOTECH.		
CHECKED BY	SIGN	DATE	CHECKED BY	SIGN	DATE

EPC Contractor
L&T Construction
Buildings & Factories
JOB No : O17203

Project Name
DESIGN AND CONSTRUCTION OF INDIA INTERNATIONAL CONVENTIONAL & EXPO CENTRE
SECTOR 25,DWARKA,NEW DELHI,INDIA

Drawing Status
GOOD FOR CONSTRUCTION (GFC)

Drawing No: L | 07 | 2100
Rev. No: R0

Title :
CONVENTION CENTRE-FF-OVERALL DATA & VOICE SYSTEM LAYOUT

EDRC DWG No : O17203-L-SP-07-DV-2100
Scale: AS INDICATED
Sheet Size: A0

O17203 - L - 07 - 2100 (CONVENTION CENTRE-FF-OVERALL DATA & VOICE SYSTEM LAYOUT)

This drawing is the property of L&T Construction, B&F-EDRC and must not be passed on to any person or body not authorised by us to receive it nor be copied or otherwise made use either in full or in part by such person or body without our prior permission in writing.

16	15	14	13	12	11	10	9	8	7	6	5	4	3	2	1

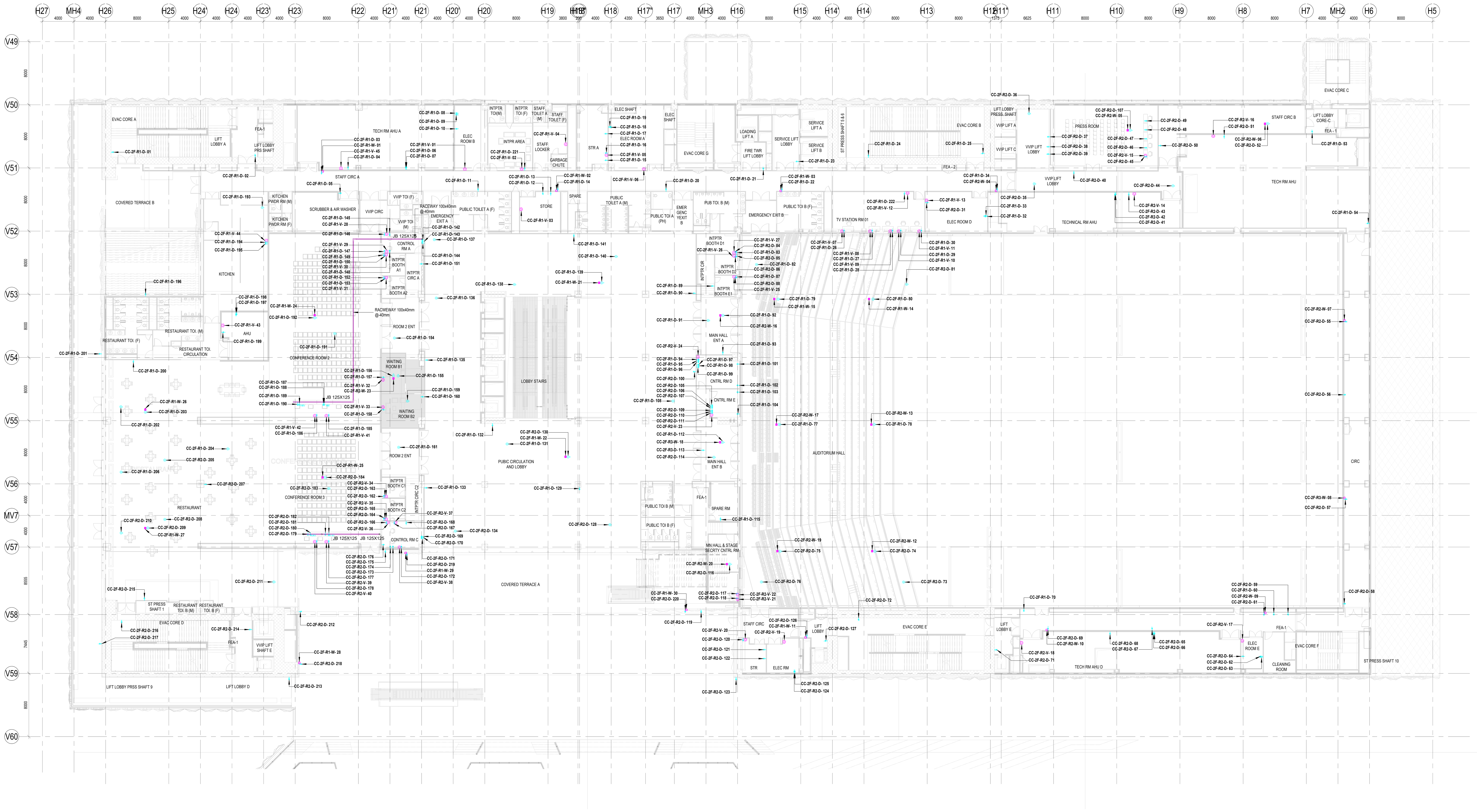

1 / 2200 CC_2F_OVER ALL - DATA & VOICE
1 : 200

NOTES

GENERAL
1. ALL DIMENSIONS ARE IN MILLIMETER UNLESS OTHERWISE SPECIFIED
2.EXACT ROUTING SHALL BE DECIDED AT SITE IN CONSULTATION WITH ENGINEERING IN CHARGE TO SUIT SITE CONDITIONS
3.PVC CONDUIT SHALL BE USED FOR EMBEDDED APPLICATION AND MS CONDUIT USED FOR OPEN APPLICATION
4.CONDUITS SHALL BE CONCEALED IN WALL/CEILING IN NON-FALSE CEILING AREA.
5.SUSPENDED CONDUITS ARE TO BE USED, IF MORE THAN 3 CONDUITS RUN IN PARALLEL.
6.CONDUITS SHOULD BE EQUIPPED WITH A PULL CORDS WITH SUITABLE TENSION POWER.
7.PULL BOXES WITH SUITABLE SIZE SHOULD BE PROVIDED IN ALL PVC CONDUIT SECTIONS THAT ARE CONTAINING MORE THAN TWO 90 DEGREE BENDS.
8.ALL DEVICES LOCATIONS AND ORIENTATION ARE INDICATIVE. EXACT LOCATION SHALL BE SHOWN IN THE OEM SHOP DRAWING.
9.THE EXACT CONDUIT/TRAY ROUTING SHALL BE DECIDED AT SITE IN CONSULTATION WITH THE ENGINEER INCHARGE TO SUIT LEVEL AND SITE CONDITION.
10. CABLE TRAY SUPPORT MUST ALSO BE PLACED WITHIN 0.60 METERS ON EACH SIDE OF ANY CONNECTION TO A FITTING.
11. A MINIMUM SEPARATION DISTANCE 300MM SHALL BE MAINTAINED BETWEEN ICT CABLING
12. THIS DRAWING IS ONLY INDICATIVE AND MAY VARY ACCORDING TO SITE CONDITION AND REQUIREMENT.
13.SHOULD BE INDICATED PATHWAYS (CABLE TRAY/RACEWAY/CONDUITS) SHALL BE FILLED BY MAX 50%.

DATA VOICE
1.CAT 6A , 4 PAIR, 23 AWG, U/UTP CABLE SHALL BE USED TO CONNECT RJ 45 DATA/VOICE SOCKETS TO JACK PANEL
2.HORIZONTAL CABLES SHALL BE TERMINATED ON THE RJ- 45 OUTLETS AT THE WORK AREA AND PATCH PANEL AT THE RACK IN NEAREST STR ROOM
3.HORIZONTAL CABLES SHALL BE TAKEN THROUGH MS / PVC CONDUITS / CABLE TRAY
4.ALL WALL MOUNTED TELEPHONE / DATA SOCKETS COULD BE ALIGNED AT A HEIGHT OF 750MM FROM FFL UNLESS AND OTHERWISE SPECIFIED.
5.SOCKETS ABOVE COUNTER SLABS TO BE MOUNTED AT A HEIGHT OF 900MM FROM FFL.
6.FOR ALL OTHER TELEPHONE AND DATA SOCKETS,THE LEVEL SHALL BE MAINTED AS PER FURNITURE LAYOUT AND ARCHITECTURAL CONCURRENCE AS PER SITE CONDITION.
7.FOR CONFERENCE ROOMS-NO.OF WIRELESS ACCESS POINTS SHALL BE DESIGNED CONISDERING TOTAL NO OF USERS IN THE AREA.
8.WIFI HEAT MAP SHALL BE SUBMITTED AS PART OF SHOP DRAWING.

CCTV SYSTEM
1.IP BASED CCTV CAMERA SYSTEM SHALL BE INSTALLED
2.CAT-6A, 4 PAIR TWISTED PAIR U/UTP CABLES SHALL BE USED TO CONNECT CAMERA WITH PATCH PANEL
3.THE CCTV CAMERA VIEW ANGLE TO BE SET AS PER THE COVERAGE LOCATION EX. ENTRANCE DOOR/RECEPTION ETC.
4.THE SHOWN CAMERAS LOCATIONS ARE INDICATIVE. FIELD OF VIEW OF EACH CAMERA MUST BE GENERATED BY OEM/VENDOR FOR JUSTIFYING CHOSEN CAMERA TYPE, LENS TYPE ETC

ACCESS CONTROL SYSTEM
1. ALL CABLES FROM CARD READER/MAGNETIC LOCK/DOOR CONTACT/PUSHBUTTON SHALL BE TERMINATED AT ACCESS CONTROL PANEL LOCATED IN NEARBY.
2.ACCESS CONTROL PANELS SHALL BE CONNECTED TO SWITCH LOCATED AT NEAR BY STR ROOM, BY CAT 6A UTP CABLE
3.POWER POINT/SOCKET FOR ALL THE ACCESS CONTROL PANELS, REFER ELECTRICAL POWER LAYOUT.
4.DPS ARE CONNECTED TO RESPECTIVE ZONE INTRUTION ALARM CONTROLLER / IO MODULE
5.DATA POINT FOR ACCESS CONTROLLER SHALL BE OPTIMISED AS PER SHOP DRAWING.

BMS
1.DDC PANELS ARE LOCATED AT 1500MM FROM FFL CENTER OF PANEL.
2.TENTATIVE DIMENSIONS OF THE DDC PANEL IS SHOWN DEPENDS ON OEM.
3.DDC CONTROLLER AND IO MODULE CONFIGURATION AS PER OEM SYSTEM DESIGN.
4.LOCATION FOR THE SENSORS ARE SHOWN IN THE LAYOUT IS INDICATIVE.
5.TYPE OF CABLE TO FIELD CONNECTIONS AS PER OEM BMS CABLE SCHEDULE.
6.THE MAIN INTEGRATION PROTOCOL SHALL BACNET OVER TCP/IP & BACNET OVER MSTP.
7. BMS DATA POINT SHALL BE OPTMISED AS PER SHOP DRAWING.

IP TALK BACK SYSTEM
1.CAT6A, 4 PAIR TWISTED PAIR U/UTP CABLES SHALL BE USED TO CONNECT CONSOLE WITH PATCH PANEL
2.BOTTOM OF CONSOLE SHALL BE MOUNTED 1500MM FROM FFL

GUARD TOUR SYSTEM
1.READER SHALL BE TERMINATED TO THE NEARBY CONTROLLER
2.CONTROL PANELS SHALL BE CONNECTED TO SWITCH LOCATED AT NEAR BY STR ROOM, BY CAT 6A UTP CABLE
3.BOTTOM OF CONSOLE SHALL BE MOUNTED 1500MM FROM FFL

EARTHING
1. ALL RACK SHALL BE EARTHED TO NEAREST EARTHBUS LOCATED STR ROOM
2.EARTH BUS SHALL BE CONNECTED TO THE NEAREST ELECTRICAL EARTHING STRIP

NOTE:
FIRE EVACUATION SPEAKERS SHALL BE SUBMITTED AS PART OF FIRE SYSTEM DRAWINGS.
BGM SPEAKERS SHALL BE SUBMITTED AS PART OF AV SYSTEM DRAWINGS.
THE DAS SYSTEM FOR MOBILE CARRIERS WILL BE DONE AFTER SITE SURVEY BY SPECIALIST ONCE STRUCTURE IS READY.EPCCWILL ENSURE THE DAS COVERAGE

REFERENCE DRAWING

ARCHITECTURE
FLOOR PLANS APPROVED VIA TRANSMITTAL NO EDRC-B&F/O17203/01346
STRUCTURE
O17203-C-SP-07-NU-0007 - LAYOUT AND NUMERATION DETAIL OF LEVEL - F3 (+13.870M)
ELECTRICAL
O17203-E-SP-07-LL-0037 - CONVENTION CENTER - SECOND FLOOR 2F - LIGHTING LAYOUTS
O17203-E-SP-07-PL-0145 - CONVENTION CENTER - SECOND FLOOR FF - POWER LAYOUTS
O17203-E-SP-07-EE-0248 -CONVENTION CENTER -2F- ELECTRICAL EQUIPMENT, CABLE TRAY & EARTHING LAYOUT - OVERALL PLAN
FPS
O17203-F-SP-07-PL-0016 - CONVENTION CENTRE - 2F - OVER ALL PLAN: LAYOUT OF WETRISER CUM DOWNCOMER, AUTOMATIC SPRINKLER SYSTEM AND PORTABLE FIRST-AID FIRE EXTINGUISHERS
017203-F-SP-07-FA-0017 - CONVENTION CENTRE - 2F- OVER ALL PLAN: LAYOUT OF INTEGRATED INTELLIGENT ADDRESSABLE FIRE DETECTION & ALARM SYSTEM AND PHOTOLUMINESCENT SAFETY SIGNAGES
HVAC
O17203-V-SP-07-AC-0025 - CONVENTION CENTRE SECOND FLOOR 2F - HVAC EQUIPMENT DUCTING AND PIPING LAYOUT
PHE
017203-U-SP-07-IP-0025 to 0029 - PLUMBING SYSTEM LAYOUT - SECOND FLOOR 2F - TOILET WATER SUPPLY LAYOUT

LEGENDS

S.NO	SYMBOL	DESCRIPTION	MOUNTING HEIGHT
1		TELEPHONE SOCKET	750mm FROM FFL
2		WIFI ACCESS POINT	FALSE CEILING/ WALL MOUNTED
3	L	DATA SOCKET FOR LAN	750mm FROM FFL
4	B	DATA SOCKET FOR BMS	1000mm FROM FFL
5	A	DATA SOCKET FOR ACP	FALSE CEILING/ WALL MOUNTED
6	AV	DATA SOCKET FOR AV SYSTEM	AS PER AV EQUIPMENT
7	W	DATA SOCKET FOR WIFI ACCESS POINT	FALSE CEILING/ WALL MOUNTED
8	X	DATA SOCKET FOR XRAY SCANNER & DFMD	750mm FROM FFL
9	C	DATA SOCKET FOR CCTV	FALSE CEILING/ WALL MOUNTED
10	WT	DATA SOCKET FOR WIRELSS TRANSMITTER	FALSE CEILING
11	JB	RACE WAY JUNCTION BOX 125x125x50mm	-
12		METALLIC RACEWAY (100x40mm)	-

TAGGING LEGENDS

CC 2F R1 D-01
- RJ 45 DATA SOCKET
- RACK NO
- SECOND FLOOR
- CONVENTION CENTER

CC 2F R1 C-01
- DOME CAMERA
- RACK NO 1
- SECOND FLOOR
- CONVENTION CENTER

CC 2F GR-01
- GUARD READER
- SECOND FLOOR
- CONVENTION CENTER

CC 2F FB-01
- FLAB BARRIER NARROW
- SECOND FLOOR
- CONVENTION CENTER

CC 2F MD
- MOVEMENT DETECTOR
- SECOND FLOOR
- CONVENTION CENTER

CC 2F AC-01
- ACCESS CONTROL CARD
- SECOND FLOOR
- CONVENTION CENTER

CC 2F EP-01
- EMERGENCY PUSH BUTTON
- SECOND FLOOR
- CONVENTION CENTER

CC 2F ETBS
- ETBS
- SECOND FLOOR
- CONVENTION CENTER

@ → BOTTOM OF TRAY

Key Plan

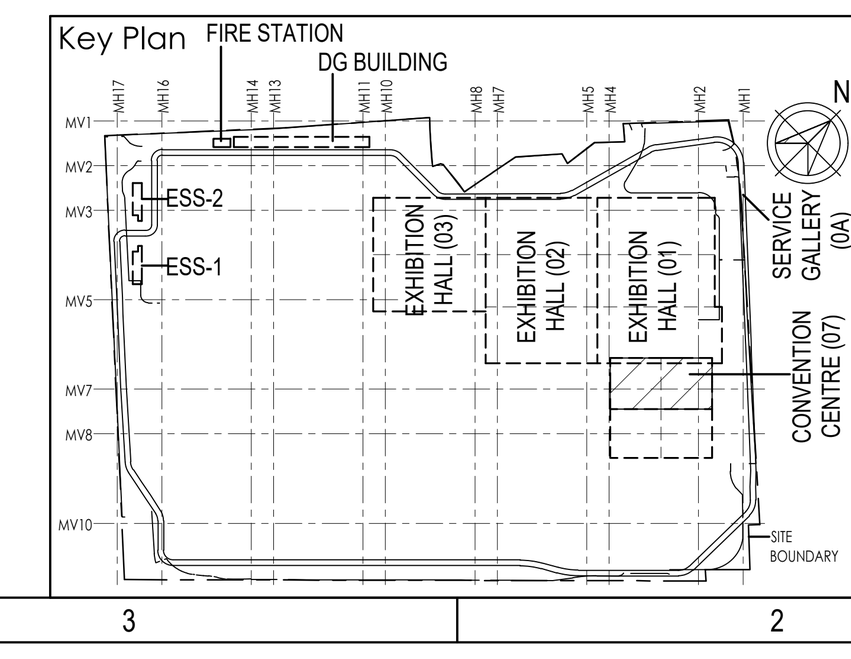

India International Convention & Exhibition Centre Limited
Room No. 452A, Ministry of Commerce & Industry, DIPP, Udyog Bhawan, New Delhi - 110011, India

Department of Industrial Policy and Promotion Ministry of Commerce & Industry Government of India

Knowledge Partner
Delhi Mumbai Industrial Corridor Development Corporation
Room No 341 B, 3rd Floor Hotel Ashok, Diplomatic Enclave, 50B Chankyapuri, New Delhi - 110021

Employer's Engineer
Programme Management Consultant (PMC)
AECOM

Preliminary Engineering Architecture Consultants (PEAC)
idom — Av. Del Monasterio de El Escorial, 4, 28049 Madrid, Spain
CPKUKREJA ARCHITECTS — No.D-1, Ashirwad Building, Green Park, New Delhi, Delhi 110016, India

L&T Construction
Buildings & Factories
Mount Poonamallee Road, Manapakkam, P.B.No.979, Chennai – 600 089

Design Consultant
Engineering Design and Research Center (EDRC)
L&T Construction - Buildings & Factories

Architectural Consultant
Arcop Associates Pvt. Ltd.
A-15, Pampose Enclave , G.K.-1
New Delhi, Delhi 110048, India

Structural Proof Consultant
Indian Institute of Technology (IIT) Madras
Sardar Patel Rd, Opposite to C, L.R.I, Adyar, Chennai, Tamil Nadu 600036

MEP Proof Consultant
Egis India Consulting Engineers Pvt. Ltd.
Plot No. 66, Sector 32, Institutional Area, Opp: Zenatix Solutions, Gurugram, Haryana 122001

ICT Proof Consultant
CKR Consulting Engineers Pvt. Ltd.
#47/1, 3rd Floor, Narayana Arcade, Subbaramachetty Road, Netkalappa Circle, Basavanagudi, Bengaluru - 560004

Certification
EPC Contractor
Design Consultant
Architectural Consultant
Proof Consultant
Structural | MEP | ICT
PEAC
Issued by:
Employer / Employer's Engineer

REV	DESCRIPTION	DATE	DSGN	DRWN	CHKD	APPD
R0	ISSUED AS GOOD FOR CONSTRUCTION	04.02.20	BVH	SS	MSK	GNR

Revisions

ARCHITECTURE			FPS		
STRUCTURAL			PIPING		
ELECTRICAL			PHE		
ELV SYSTEM			GIS		
HVAC			GEOTECH.		
CHECKED BY	SIGN	DATE	CHECKED BY	SIGN	DATE

EPC Contractor
L&T Construction
Buildings & Factories
JOB No : O17203

Project Name
DESIGN AND CONSTRUCTION OF INDIA INTERNATIONAL CONVENTIONAL & EXPO CENTRE
SECTOR 25,DWARKA,NEW DELHI,INDIA

Drawing Status
GOOD FOR CONSTRUCTION (GFC)

Drawing No: L | 07 | 2200 — Rev. No: R0

Title :
CONVENTION CENTER-2F-OVERALL DATA & VOICE SYSTEM LAYOUT

EDRC DWG No : O17203-L-SP-07-DV-2200 — Scale: AS INDICATED — Sheet Size: A0

O17203 - L - 07 - 2200 (CONVENTION CENTER-2F-OVERALL DATA & VOICE SYSTEM LAYOUT)

This drawing is the property of L&T Construction, B&F-EDRC and must not be passed on to any person or body not authorised by us to receive it nor be copied or otherwise made use either in full or in part by such person or body without our prior permission in writing.

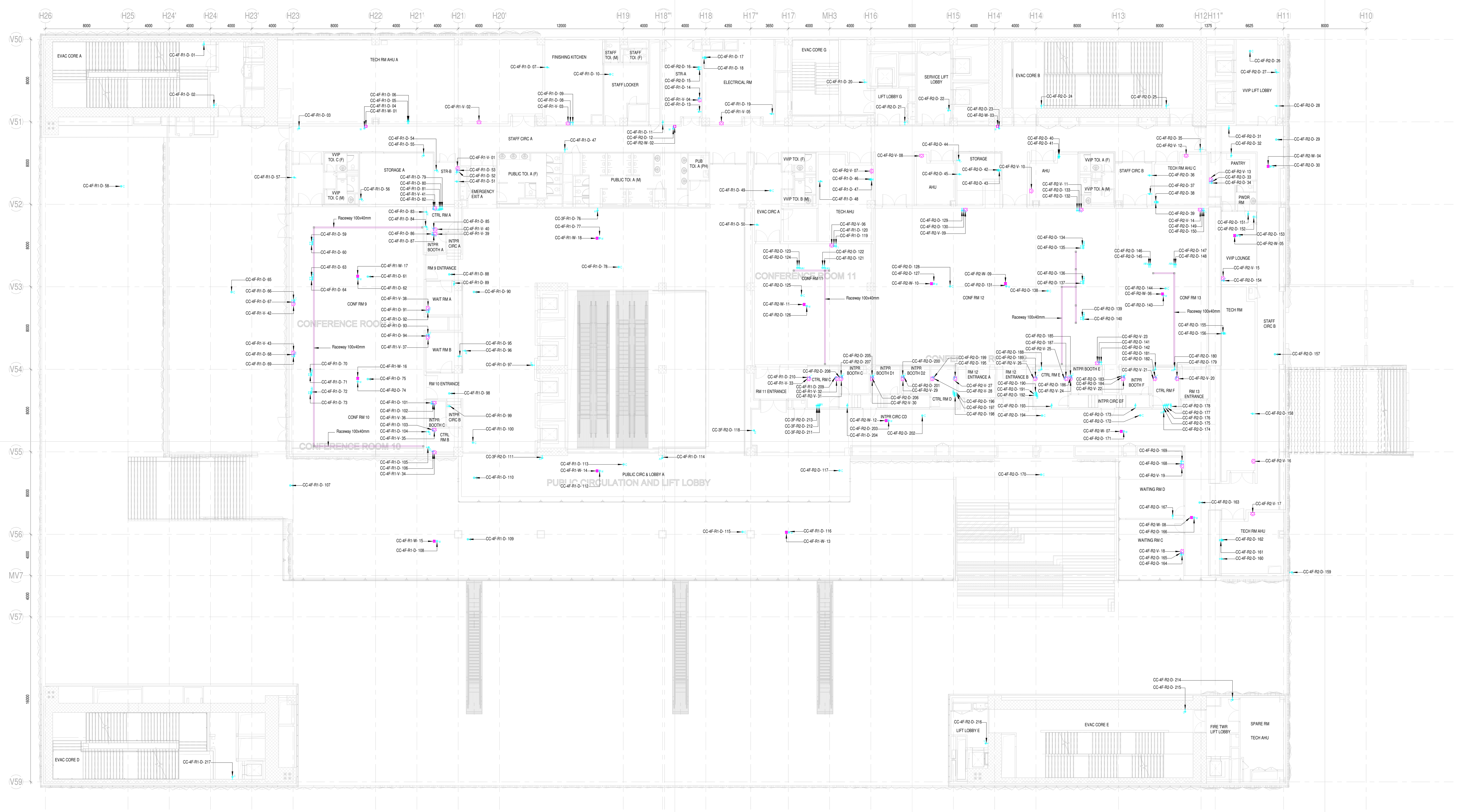

1 CC_4F_OVER ALL - DATA & VOICE LAYOUT
2400 1 : 150

NOTES

GENERAL
1.ALL DIMENSIONS ARE IN MILLIMETER UNLESS OTHERWISE SPECIFIED
2.EXACT ROUTING SHALL BE DECIDED AT SITE IN CONSULTATION WITH ENGINEERING IN CHARGE TO SUIT SITE CONDITIONS
3.PVC CONDUIT SHALL BE USED FOR EMBEDDED APPLICATION AND MS CONDUIT USED FOR OPEN APPLICATION
4.CONDUITS SHALL BE CONCEALED IN WALL/CEILING IN NON-FALSE CEILING AREA.
5.SUSPENDED CONDUITS ARE TO BE USED, IF MORE THAN 3 CONDUITS RUN IN PARALLEL.
6.CONDUITS SHOULD BE EQUIPPED WITH A PULL CORDS WITH SUITABLE TENSION POWER.
7.PULL BOXES WITH SUITABLE SIZE SHOULD BE PROVIDED IN ALL PVC CONDUIT SECTIONS THAT ARE CONTAINING MORE THAN TWO 90 DEGREE BENDS.
8.ALL DEVICES LOCATIONS AND ORIENTATION ARE INDICATIVE. EXACT LOCATION SHALL BE SHOWN IN THE OEM SHOP DRAWING.
9.THE EXACT CONDUIT/TRAY ROUTING SHALL BE DECIDED AT SITE IN CONSULTATION WITH THE ENGINEER INCHARGE TO SUIT LEVEL AND SITE CONDITION.
10. CABLE TRAY SUPPORT MUST ALSO BE PLACED WITHIN 0.60 METERS ON EACH SIDE OF ANY CONNECTION TO A FITTING.
11. A MINIMUM SEPARATION DISTANCE 300MM SHALL BE MAINTAINED BETWEEN ICT CABLING
12. THIS DRAWING IS ONLY INDICATIVE AND MAY VARY ACCORDING TO SITE CONDITION AND REQUIREMENT.
13.SHOULD BE INDICATED PATHWAYS (CABLE TRAY/RACEWAY/CONDUITS) SHALL BE FILLED BY MAX 50%.

DATA VOICE
1.CAT 6A , 4 PAIR, 23 AWG, U/UTP CABLE SHALL BE USED TO CONNECT RJ 45 DATA/VOICE SOCKETS TO JACK PANEL
2.HORIZONTAL CABLES SHALL BE TERMINATED ON THE RJ- 45 OUTLETS AT THE WORK AREA AND PATCH PANEL AT THE RACK IN NEAREST STR ROOM
3.HORIZONTAL CABLES SHALL BE TAKEN THROUGH MS / PVC CONDUITS / CABLE TRAY
4.ALL WALL MOUNTED TELEPHONE / DATA SOCKETS COULD BE ALIGNED AT A HEIGHT OF 750MM FROM FFL UNLESS AND OTHERWISE SPECIFIED.
5.SOCKETS ABOVE COUNTER SLABS TO BE MOUNTED AT A HEIGHT OF 900MM FROM FFL.
6.FOR ALL OTHER TELEPHONE AND DATA SOCKETS,THE LEVEL SHALL BE MAINTED AS PER FURNITURE LAYOUT AND ARCHITECTURAL CONCURRENCE AS PER SITE CONDITION.
7.FOR CONFERENCE ROOMS-NO.OF WIRELESS ACCESS POINTS SHALL BE DESIGNED CONISDERING TOTAL NO OF USERS IN THE AREA.
8.WIFI HEAT MAP SHALL BE SUBMITTED AS PART OF SHOP DRAWING.

CCTV SYSTEM
1.IP BASED CCTV CAMERA SYSTEM SHALL BE INSTALLED
2.CAT-6A, 4 PAIR TWISTED PAIR U/UTP CABLES SHALL BE USED TO CONNECT CAMERA WITH PATCH PANEL
3.THE CCTV CAMERA VIEW ANGLE TO BE SET AS PER THE COVERAGE LOCATION EX. ENTRANCE DOOR/RECEPTION ETC.
4.THE SHOWN CAMERAS LOCATIONS ARE INDICATIVE. FIELD OF VIEW OF EACH CAMERA MUST BE GENERATED BY OEM/VENDOR FOR JUSTIFYING CHOSEN CAMERA TYPE, LENS TYPE ETC

ACCESS CONTROL SYSTEM
1.ALL CABLES FROM CARD READER/MAGNETIC LOCK/DOOR CONTACT/PUSHBUTTON SHALL BE TERMINATED AT ACCESS CONTROL PANEL LOCATED IN NEARBY.
2.ACCESS CONTROL PANELS SHALL BE CONNECTED TO SWITCH LOCATED AT NEAR BY STR ROOM, BY CAT 6A UTP CABLE
3.POWER POINT/SOCKET FOR ALL THE ACCESS CONTROL PANELS, REFER ELECTRICAL POWER LAYOUT.
4.DPS ARE CONNECTED TO RESPECTIVE ZONE INTRUTION ALARM CONTROLLER / IO MODULE
5. DATA POINT FOR ACCESS CONTROLLER SHALL BE OPTIMISED AS PER SHOP DRAWING.

BMS
1.DDC PANELS ARE LOCATED AT 1500MM FROM FFL CENTER OF PANEL.
2.TENTATIVE DIMENSIONS OF THE DDC PANEL IS SHOWN DEPENDS ON OEM.
3.DDC CONTROLLER AND IO MODULE CONFIGURATION AS PER OEM SYSTEM DESIGN.
4.LOCATION FOR THE SENSORS ARE SHOWN IN THE LAYOUT IS INDICATIVE.
5.TYPE OF CABLE TO FIELD CONNECTIONS AS PER OEM BMS CABLE SCHEDULE.
6.THE MAIN INTEGRATION PROTOCOL SHALL BACNET OVER TCP/IP & BACNET OVER MSTP.
7. BMS DATA POINT SHALL BE OPTMISED AS PER SHOP DRAWING.

IP TALK BACK SYSTEM
1.CAT6A, 4 PAIR TWISTED PAIR U/UTP CABLES SHALL BE USED TO CONNECT CONSOLE WITH PATCH PANEL
2.BOTTOM OF CONSOLE SHALL BE MOUNTED 1500MM FROM FFL

GUARD TOUR SYSTEM
1.READER SHALL BE TERMINATED TO THE NEARBY CONTROLLER
2.CONTROL PANELS SHALL BE CONNECTED TO SWITCH LOCATED AT NEAR BY STR ROOM, BY CAT 6A UTP CABLE
3.BOTTOM OF CONSOLE SHALL BE MOUNTED 1500MM FROM FFL

EARTHING
1.ALL RACK SHALL BE EARTHED TO NEAREST EARTHBUS LOCATED STR ROOM
2.EARTH BUS SHALL BE CONNECTED TO THE NEAREST ELECTRICAL EARTHING STRIP

NOTE:
FIRE EVACUATION SPEAKERS SHALL BE SUBMITTED AS PART OF FIRE SYSTEM DRAWINGS.
BGM SPEAKERS SHALL BE SUBMITTED AS PART OF AV SYSTEM DRAWINGS.
THE DAS SYSTEM FOR MOBILE CARRIERS WILL BE DONE AFTER SITE SURVEY BY SPECIALIST ONCE STRUCTURE IS READY. EPCC WILL ENSURE THE DAS COVERAGE

FOR CONFERANCE ROOM:NO OF WIRELESS ACCESS POINTS SHALL BE PROVIDED AS PER NO OF USERS IN THAT ROOM.

TAGGING LEGENDS

CC 4F R1 D-01
- RJ 45 DATA SOCKET
- RACK NO 1
- FOURTH FLOOR
- CONVENTION CENTER

CC 4F R2 D-01
- RJ 45 DATA SOCKET
- RACK NO 2
- FOURTH FLOOR
- CONVENTION CENTER

CC 4F R1 V-01
- RJ 45 TELEPHONE SOCKET
- RACK NO 1
- FOURTH FLOOR
- CONVENTION CENTER

CC 4F R2 V-01
- RJ 45 TELEPHONE SOCKET
- RACK NO 1
- FOURTH FLOOR
- CONVENTION CENTER

CC 4F FB-01
- FLAB BARRIER NARROW
- FOURTH FLOOR
- CONVENTION CENTER

CC 4F FB-W -01
- FLAB BARRIER-WIDE
- FOURTH FLOOR
- CONVENTION CENTER

LEGENDS

S.NO	SYMBOL	DESCRIPTION	MOUNTING HEIGHT
1		TELEPHONE SOCKET	750mm FROM FFL
2		WIFI ACCESS POINT	FALSE CEILING/ WALL MOUNTED
3	L	DATA SOCKET FOR LAN	750mm FROM FFL
4	B	DATA SOCKET FOR BMS	1000mm FROM FFL
5	A	DATA SOCKET FOR ACP	FALSE CEILING/ WALL MOUNTED
6	AV	DATA SOCKET FOR AV	AS PER AV EQUIPMENT
7	W	DATA SOCKET FOR WIFI ACCESS POINT	FALSE CEILING/ WALL MOUNTED
8	C	DATA SOCKET FOR CCTV	FALSE CEILING/ WALL MOUNTED
9	WT	DATA SOCKET FOR WIRELSS TRANSMITTER	FALSE CEILING
10		METALLIC RACEWAY (100x40mm)	-

REFERENCE DRAWING

ARCHITECTURE
FLOOR PLANS APPROVED VIA TRANSMITTAL NO EDRC-B&F/O17203/01346

STRUCTURE
O17203-C-SP-07-NU-0009 - LAYOUT AND NUMERATION DETAIL OF LEVEL - F5 (+23.250M)

ELECTRICAL
O17203-E-SP-07-LL-0055 - CONVENTION CENTER - FOURTH FLOOR 4F - LIGHTING LAYOUTS
O17203-E-SP-07-PL-0163 - CONVENTION CENTER - FOURTH FLOOR 4F - POWER LAYOUTS
O17203-E-SP-07-EE-0268 -CONVENTION CENTER -4F- ELECTRICAL EQUIPMENT, CABLE TRAY & EARTHING LAYOUT - OVERALL PLAN

FPS
O17203-F-SP-07-PL-0022 - CONVENTION CENTRE - 4F - OVER ALL PLAN: LAYOUT OF WETRISER CUM DOWNCOMER, AUTOMATIC SPRINKLER SYSTEM AND PORTABLE FIRST-AID FIRE EXTINGUISHERS
017203-F-SP-07-FA-0023 - CONVENTION CENTRE - 4F- OVER ALL PLAN: LAYOUT OF INTEGRATED INTELLIGENT ADDRESSABLE FIRE DETECTION & ALARM SYSTEM AND PHOTOLUMINESCENT SAFETY SIGNAGES

HVAC
O17203-V-SP-07-AC-0027 - CONVENTION CENTRE FOURTH FLOOR 4F - HVAC EQUIPMENT DUCTING AND PIPING LAYOUT

PHE
017203-U-SP-07-IP-0074 to 0077 - PLUMBING SYSTEM LAYOUT - FOURTH FLOOR 4F - TOILET WATER SUPPLY LAYOUT

Key Plan
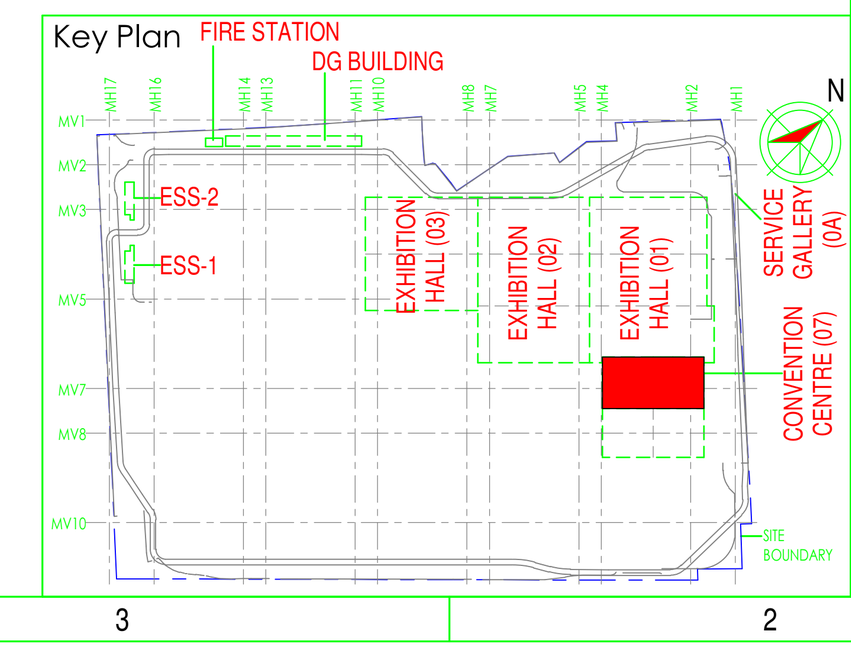

Owner / Employer
India International Convention & Exhibition Centre Limited
Room No. 452A, Ministry of Commerce & Industry, DIPP, Udyog Bhawan, New Delhi - 110011, India

Department of Industrial Policy and Promotion Ministry of Commerce & Industry Government of India

Knowledge Partner
Delhi Mumbai Industrial Corridor Development Corporation
Room No 341 B, 3rd Floor Hotel Ashok, Diplomatic Enclave, 50B Chankyapuri, New Delhi - 110021

Employer's Representative
Employer's Engineer
Programme Management Consultant (PMC)
AECOM

Preliminary Engineering Architecture Consultants (PEAC)
idom — Av. Del Monasterio de El Escorial, 4, 28049 Madrid, Spain
CP KUKREJA ARCHITECTS — No.D-1, Ashirwad Building, Green Park, New Delhi, Delhi 110016, India

EPC Contractor
L&T Construction Buildings & Factories
Mount Poonamallee Road, Manapakkam, P.B.No.979, Chennai – 600 089

EPC Contractor's Representatives
Design Consultant
Engineering Design and Research Center (EDRC)
L&T Construction - Buildings & Factories

Architectural Consultant
Arcop Associates Pvt. Ltd.
A-15, Pampose Enclave , G.K.-1
New Delhi, Delhi 110048, India

Structural Proof Consultant
Indian Institute of Technology (IIT) Madras
Sardar Patel Rd, Opposite to C.L.R.I, Adyar, Chennai, Tamil Nadu 600036

MEP Proof Consultant
Egis India Consulting Engineers Pvt. Ltd.
Plot No. 66, Sector 32, Institutional Area, Opp: Zenotix Solutions, Gurugram, Haryana 122001

ICT Proof Consultant
CKR Consulting Engineers Pvt. Ltd.
#47/1, 3rd Floor, Narayana Arcade, Subbaramachetty Road, Netkalappa Circle, Basavanagudi, Bengaluru - 560004

Certification
EPC Contractor
Design Consultant
Architectural Consultant
Proof Consultant
Structural | MEP | ICT
PEAC
Issued by:
Employer / Employer's Engineer

REV	DESCRIPTION	DATE	DSGN	DRWN	CHKD	APPD
R0	ISSUED FOR GFC	28.01.20	BVH	SS	MSK	GNR

Revisions

ARCHITECTURE			FPS		
STRUCTURAL			PIPING		
ELECTRICAL			PHE		
ELV SYSTEM			GIS		
HVAC			GEOTECH.		
CHECKED BY	SIGN	DATE	CHECKED BY	SIGN	DATE

EPC Contractor
L&T Construction Buildings & Factories
JOB No : O17203

Project Name
DESIGN AND CONSTRUCTION OF INDIA INTERNATIONAL CONVENTIONAL & EXPO CENTRE
SECTOR 25,DWARKA,NEW DELHI,INDIA

Drawing Status
GOOD FOR CONSTRUCTION (GFC)

Drawing No: L | 07 | 2400 — Rev. No: R0

Title :
CONVENTION CENTER-4F-OVER ALL DATA & VOICE LAYOUT

EDRC DWG No : O17203-L-SP-07-DV-2400
Scale: AS INDICATED
Sheet Size: A0

This drawing is the property of L&T Construction, B&F-EDRC and must not be passed on to any person or body not authorised by us to receive it nor be copied or otherwise made use either in full or in part by such person or body without our prior permission in writing.

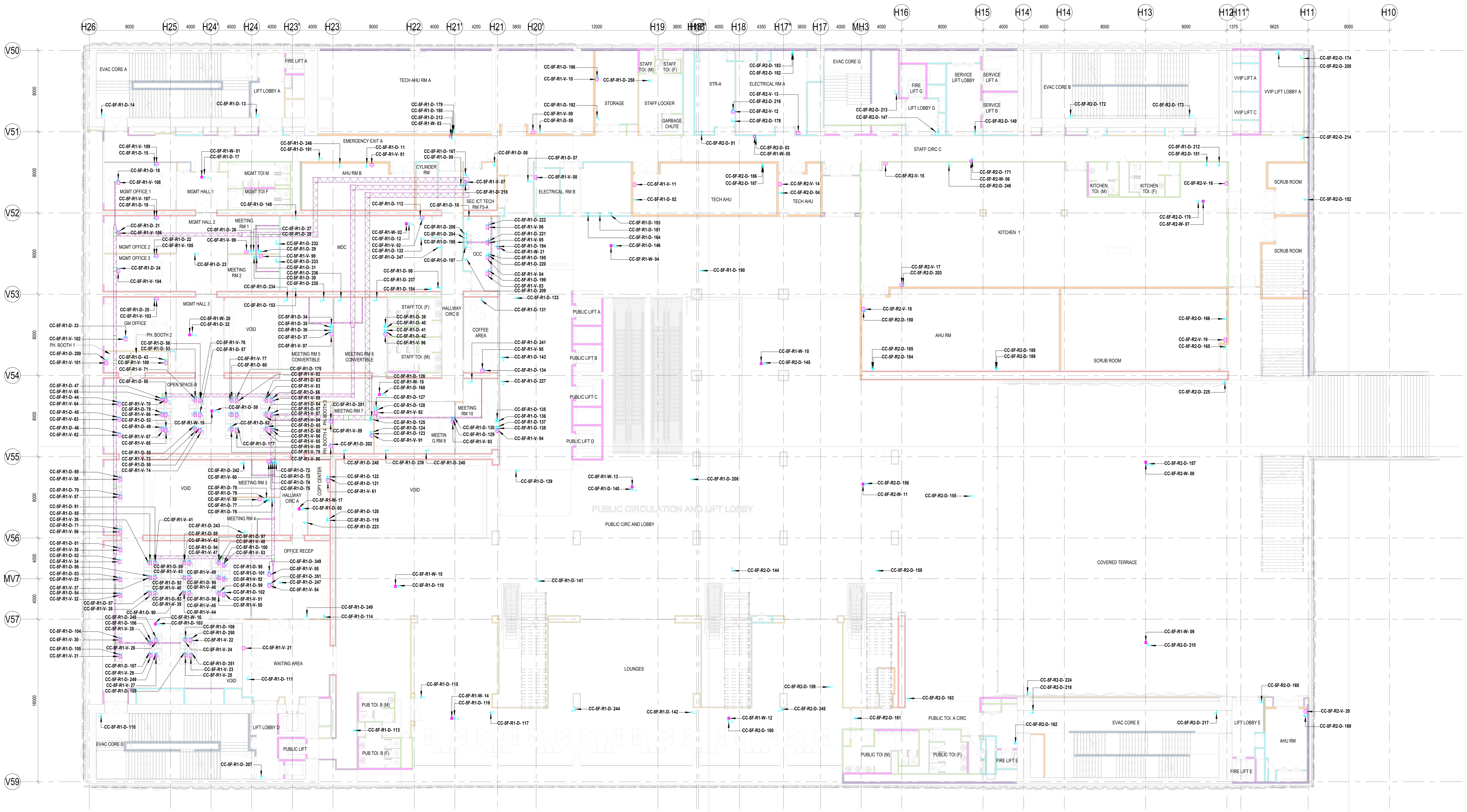

1 CC_5F_OVER ALL - DATA & VOICE LAYOUT
2500 1 : 175

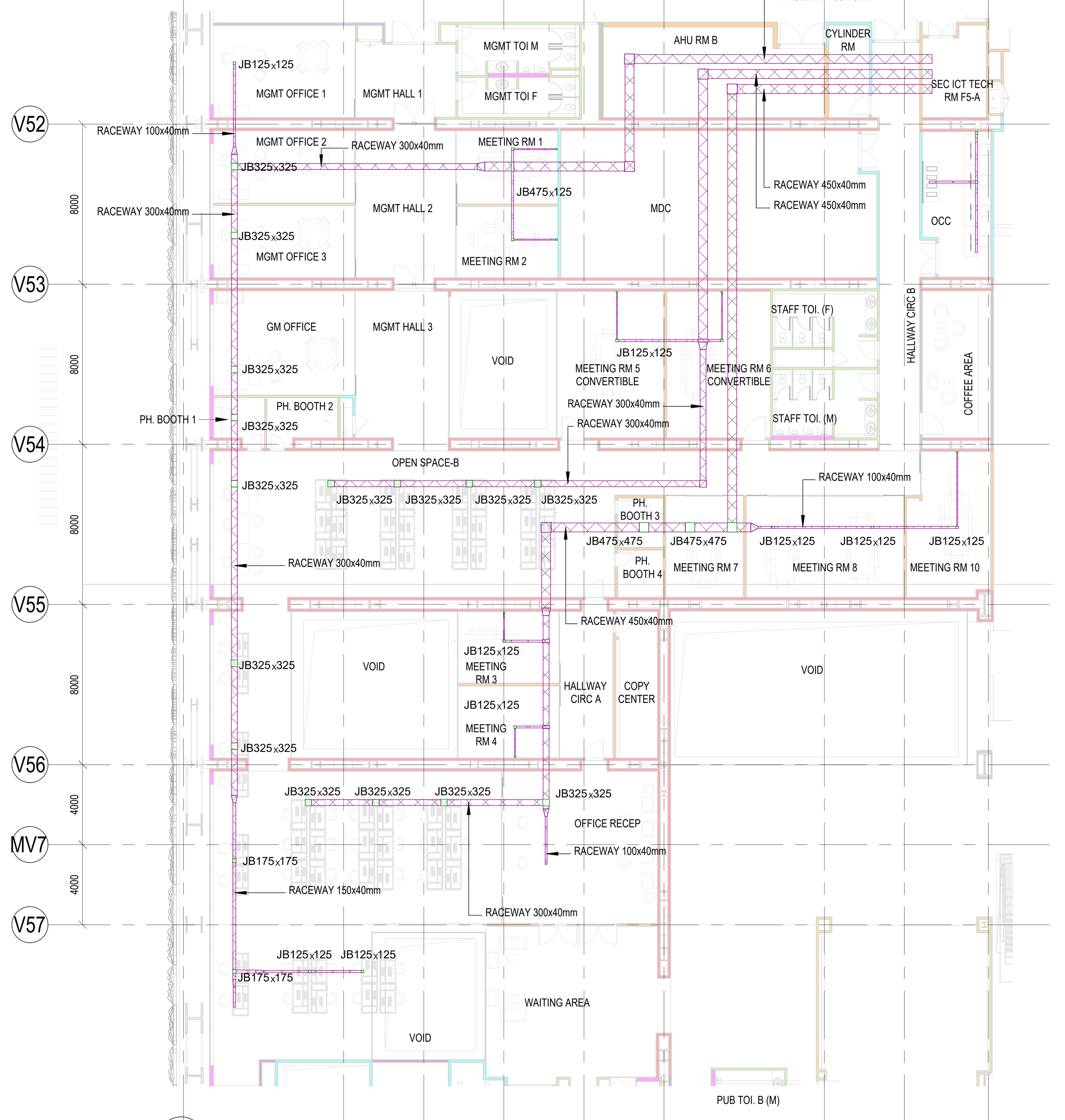

2 CC_5F_OVER ALL - RACEWAY
2500 1 : 200

NOTES

GENERAL

1. ALL DIMENSIONS ARE IN MILLIMETER UNLESS OTHERWISE SPECIFIED
2. EXACT ROUTING SHALL BE DECIDED AT SITE IN CONSULTATION WITH ENGINEERING IN CHARGE TO SUIT SITE CONDITIONS
3. PVC CONDUIT SHALL BE USED FOR EMBEDDED APPLICATION AND MS CONDUIT USED FOR OPEN APPLICATION
4. CONDUITS SHALL BE CONCEALED IN WALL/CEILING IN NON-FALSE CEILING AREA.
5. SUSPENDED CONDUITS ARE TO BE USED, IF MORE THAN 3 CONDUITS RUN IN PARALLEL.
6. CONDUITS SHOULD BE EQUIPPED WITH A PULL CORDS WITH SUITABLE TENSION POWER.
7. PULL BOXES WITH SUITABLE SIZE SHOULD BE PROVIDED IN ALL PVC CONDUIT SECTIONS THAT ARE CONTAINING MORE THAN TWO 90 DEGREE BENDS.
8. ALL DEVICES LOCATIONS AND ORIENTATION ARE INDICATIVE. EXACT LOCATION SHALL BE SHOWN IN THE OEM SHOP DRAWING.
9. THE EXACT CONDUIT/TRAY ROUTING SHALL BE DECIDED AT SITE IN CONSULTATION WITH THE ENGINEER INCHARGE TO SUIT LEVEL AND SITE CONDITION.
10. CABLE TRAY SUPPORT MUST ALSO BE PLACED WITHIN 0.60 METERS ON EACH SIDE OF ANY CONNECTION TO A FITTING.
11. A MINIMUM SEPARATION DISTANCE 300MM SHALL BE MAINTAINED BETWEEN ICT CABLING
12. THIS DRAWING IS ONLY INDICATIVE AND MAY VARY ACCORDING TO SITE CONDITION AND REQUIREMENT.
13. PATHWAYS (CABLE TRAY/RACEWAY) SHALL BE FILLED BY MAX 50%.

DATA VOICE

1. CAT 6A , 4 PAIR, 23 AWG, U/UTP CABLE SHALL BE USED TO CONNECT RJ 45 DATA/VOICE SOCKETS TO JACK PANEL
2. HORIZONTAL CABLES SHALL BE TERMINATED ON THE RJ- 45 OUTLETS AT THE WORK AREA AND PATCH PANEL AT THE RACK IN NEAREST STR ROOM
3. HORIZONTAL CABLES SHALL BE TAKEN THROUGH MS / PVC CONDUITS / CABLE TRAY
4. ALL WALL MOUNTED TELEPHONE / DATA SOCKETS COULD BE ALIGNED AT A HEIGHT OF 750MM FROM FFL UNLESS AND OTHERWISE SPECIFIED.
5. SOCKETS ABOVE COUNTER SLABS TO BE MOUNTED AT A HEIGHT OF 900MM FROM FFL.
6. FOR ALL OTHER TELEPHONE AND DATA SOCKETS,THE LEVEL SHALL BE MAINTED AS PER FURNITURE LAYOUT AND ARCHITECTURAL CONCURRENCE AS PER SITE CONDITION.
7. FOR CONFERENCE ROOMS-NO.OF WIRELESS ACCESS POINTS SHALL BE DESIGNED CONISDERING TOTAL NO OF USERS IN THE ROOM.
8. WIFI HEAT MAP SHALL BE SUBMITTED AS PART OF SHOP DRAWING.

CCTV SYSTEM

1. IP BASED CCTV CAMERA SYSTEM SHALL BE INSTALLED
2. CAT-6A, 4 PAIR TWISTED PAIR U/UTP CABLES SHALL BE USED TO CONNECT CAMERA WITH PATCH PANEL
3. THE CCTV CAMERA VIEW ANGLE TO BE SET AS PER THE COVERAGE LOCATION EX. ENTRANCE DOOR/RECEPTION ETC.
4. THE SHOWN CAMERAS LOCATIONS ARE INDICATIVE. FIELD OF VIEW OF EACH CAMERA MUST BE GENERATED BY OEM/VENDOR FOR JUSTIFYING CHOSEN CAMERA TYPE, LENS TYPE ETC

ACCESS CONTROL SYSTEM

1. ALL CABLES FROM CARD READER/MAGNETIC LOCK/DOOR CONTACT/PUSHBUTTON SHALL BE TERMINATED AT ACCESS CONTROL PANEL LOCATED IN NEARBY.
2. ACCESS CONTROL PANELS SHALL BE CONNECTED TO SWITCH LOCATED AT NEAR BY STR ROOM, BY CAT 6A UTP CABLE
3. POWER POINT/SOCKET FOR ALL THE ACCESS CONTROL PANELS, REFER ELECTRICAL POWER LAYOUT.
4. DPS ARE CONNECTED TO RESPECTIVE ZONE INTRUTION ALARM CONTROLLER / IO MODULE
5. DATA POINT FOR ACCESS CONTROLLER SHALL BE OPTIMISED AS PER SHOP DRAWING.

BMS

1. DDC PANELS ARE LOCATED AT 1500MM FROM FFL CENTER OF PANEL.
2. TENTATIVE DIMENSIONS OF THE DDC PANEL IS SHOWN DEPENDS ON OEM.
3. DDC CONTROLLER AND IO MODULE CONFIGURATION AS PER OEM SYSTEM DESIGN.
4. LOCATION FOR THE SENSORS ARE SHOWN IN THE LAYOUT IS INDICATIVE.
5. TYPE OF CABLE TO FIELD CONNECTIONS AS PER OEM BMS CABLE SCHEDULE.
6. THE MAIN INTEGRATION PROTOCOL SHALL BACNET OVER TCP/IP & BACNET OVER MSTP.
7. BMS DATA POINT SHALL BE OPTMISED AS PER SHOP DRAWING.

IP TALK BACK SYSTEM

1. CAT6A, 4 PAIR TWISTED PAIR U/UTP CABLES SHALL BE USED TO CONNECT CONSOLE WITH PATCH PANEL
2. BOTTOM OF CONSOLE SHALL BE MOUNTED 1500MM FROM FFL

GUARD TOUR SYSTEM

1. READER SHALL BE TERMINATED TO THE NEARBY CONTROLLER
2. CONTROL PANELS SHALL BE CONNECTED TO SWITCH LOCATED AT NEAR BY STR ROOM, BY CAT 6A UTP CABLE
3. BOTTOM OF CONSOLE SHALL BE MOUNTED 1500MM FROM FFL

EARTHING

1. ALL RACK SHALL BE EARTHED TO NEAREST EARTHBUS LOCATED STR ROOM
2. EARTH BUS SHALL BE CONNECTED TO THE NEAREST ELECTRICAL EARTHING STRIP

DAS SYATEM

THE DAS SYSTEM FOR MOBILE CARRIERS WILL BE DONE AFTER SITE SURVEY BY SPECIALIST ONCE STRUCTURE IS READY. EPCC WILL ENSURE THE DAS COVERAGE.

NOTE:
FIRE EVACUATION SPEAKERS SHALL BE SUBMITTED AS PART OF FIRE SYSTEM DRAWINGS.
BGM SPEAKERS SHALL BE SUBMITTED AS PART OF AV SYSTEM DRAWINGS.

LEGENDS

S.NO	SYMBOL	DESCRIPTION	MOUNTING HEIGHT
1		TELEPHONE SOCKET	750mm FROM FFL
2		WIFI ACCESS POINT	FALSE CEILING/ WALL MOUNTED
3	L	DATA SOCKET FOR LAN	750mm FROM FFL
4	B	DATA SOCKET FOR BMS	1000mm FROM FFL
5	AV	DATA SOCKET FOR AV SYSTEM	AS PER AV EQUIPMENT
6	W	DATA SOCKET FOR WIFI ACCESS POINT	FALSE CEILING/ WALL MOUNTED
7	X	DATA SOCKET FOR XRAY SCANNER & DFMD	750mm FROM FFL
8	C	DATA SOCKET FOR CCTV	FALSE CEILING/ WALL MOUNTED
9	A	DATA SOCKET FOR ACP	FALSE CEILING/ WALL MOUNTED
10	WT	DATA SOCKET FOR WIRELSS TRANSMITTER	FALSE CEILING
11		RACE WAY JUNCTION BOX 125x125x50mm	-
		METALLIC RACEWAY (100x40mm)	-

NOTES

OUTLET IN WORKSTATION IN OFFICE AREA ,MEETING ROOM, CONFERENCE ROOM SHALL BE COORDINATED AS PER FINAL FURNITURE LAYOUT

TAGGING LEGENDS

CC 5F R1 D-01
- RJ 45 DATA SOCKET
- ROOM NO 1
- FIFTH FLOOR
- CONVENTION CENTER

CC 5F R1 V-01
- RJ 45 TELEPHONE SOCKET
- ROOM NO 1
- FIFTH FLOOR
- CONVENTION CENTER

CC 5F FB-01
- FLAB BARRIER NARROW
- FIFTH FLOOR
- CONVENTION CENTER

REFERENCE DRAWING

ARCHITECTURE
FLOOR PLANS APPROVED VIA TRANSMITTAL NO EDRC-B&F/O17203/01346
STRUCTURE
O17203-C-SP-07-NU-0010 - LAYOUT AND NUMERATION DETAIL OF LEVEL - F6 (+27.90M)
ELECTRICAL
O17203-E-SP-07-LL-0064 - CONVENTION CENTER - FIFTH FLOOR 5F - LIGHTING LAYOUTS
O17203-E-SP-07-PL-0172 - CONVENTION CENTER - FIFTH FLOOR 5F - POWER LAYOUTS
O17203-E-SP-07-EE-0278 -CONVENTION CENTER -5F- ELECTRICAL EQUIPMENT, CABLE TRAY & EARTHING LAYOUT - OVERALL PLAN
FPS
O17203-F-SP-07-PL-0025 - CONVENTION CENTRE - 5F - OVER ALL PLAN: LAYOUT OF WETRISER CUM DOWNCOMER, AUTOMATIC SPRINKLER SYSTEM AND PORTABLE FIRST-AID FIRE EXTINGUISHERS
017203-F-SP-07-FA-0026 - CONVENTION CENTRE - 5F- OVER ALL PLAN: LAYOUT OF INTEGRATED INTELLIGENT ADDRESSABLE FIRE DETECTION & ALARM SYSTEM AND PHOTOLUMINESCENT SAFETY SIGNAGES
HVAC
O17203-V-SP-07-AC-0028 - CONVENTION CENTRE FIFTH FLOOR 5F - HVAC EQUIPMENT DUCTING AND PIPING LAYOUT
PHE
017203-U-SP-07-IP-0078 to 0081 - PLUMBING SYSTEM LAYOUT - FIFTH FLOOR 5F - TOILET WATER SUPPLY LAYOUT

Key Plan

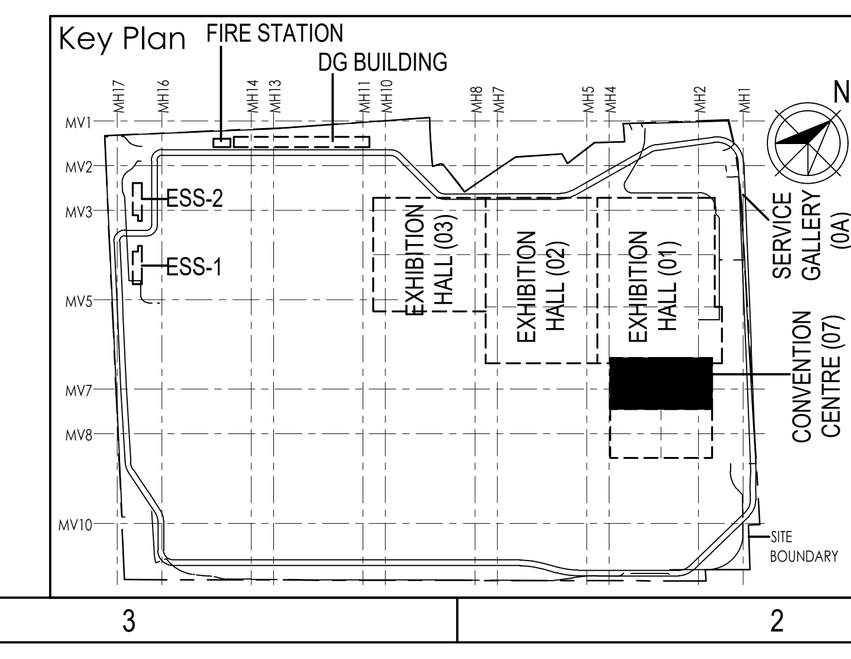

India International Convention & Exhibition Centre Limited
Room No. 452A, Ministry of Commerce & Industry, DIPP, Udyog Bhawan, New Delhi - 110011, India

Department of Industrial Policy and Promotion Ministry of Commerce & Industry Government of India

Knowledge Partner
Delhi Mumbai Industrial Corridor Development Corporation
Room No 341 B, 3rd Floor Hotel Ashok, Diplomatic Enclave, 50B Chankyapuri, New Delhi - 110021

Employer's Engineer
Programme Management Consultant (PMC)

Preliminary Engineering Architecture Consultants (PEAC)
Av. Del Monasterio de El Escorial, 4, 28049 Madrid, Spain
No.D-1, Ashirwad Building, Green Park, New Delhi, Delhi 110016, India

L&T Construction
Buildings & Factories
Mount Poonamallee Road, Manapakkam, P.B.No.979, Chennai – 600 089

Design Consultant
Engineering Design and Research Center (EDRC)
L&T Construction - Buildings & Factories

Architectural Consultant
Arcop Associates Pvt. Ltd.
A-15, Pampose Enclave , G.K.-1
New Delhi, Delhi 110048, India

Structural Proof Consultant
Indian Institute of Technology (IIT) Madras
Sardar Patel Rd, Opposite to C, L.R.I, Adyar, Chennai, Tamil Nadu 600036

MEP Proof Consultant
Egis India Consulting Engineers Pvt. Ltd.
Plot No. 66, Sector 32, Institutional Area, Opp: Zenatix Solutions, Gurugram, Haryana 122001

ICT Proof Consultant
CKR Consulting Engineers Pvt. Ltd.
#47/1, 3rd Floor, Narayana Arcade, Subbaramachetty Road, Netkalappa Circle, Basavanagudi, Bengaluru - 560004

Certification

EPC Contractor		
Design Consultant		
Architectural Consultant		
Proof Consultant		
Structural	MEP	ICT
PEAC		

Issued by:
Employer / Employer's Engineer

REV	DESCRIPTION	DATE	DSGN	DRWN	CHKD	APPD
R0	ISSUED FOR GFC	28.01.20	BVH	SS	MSK	GNR

Revisions

ARCHITECTURE			FPS		
STRUCTURAL			PIPING		
ELECTRICAL			PHE		
ELV SYSTEM			GIS		
HVAC			GEOTECH.		
CHECKED BY	SIGN	DATE	CHECKED BY	SIGN	DATE

EPC Contractor
L&T Construction
Buildings & Factories
JOB No : O17203

Project Name
DESIGN AND CONSTRUCTION OF INDIA INTERNATIONAL CONVENTIONAL & EXPO CENTRE
SECTOR 25,DWARKA,NEW DELHI,INDIA

Drawing Status
GOOD FOR CONSTRUCTION (GFC)

Drawing No: L | 07 | 2500 — Rev. No: R0

Title :
CONVENTION CENTER-5F-OVER ALL DATA & VOICE LAYOUT

EDRC DWG No : O17203-L-SP-07-DV-2500
Scale: AS INDICATED
Sheet Size: A0

This drawing is the property of L&T Construction, B&F-EDRC and must not be passed on to any person or body not authorised by us to receive it nor be copied or otherwise made use either in full or in part by such person or body without our prior permission in writing.

O17203 - L - 07 - 2500 (CONVENTION CENTER-5F-OVER ALL DATA & VOICE LAYOUT)

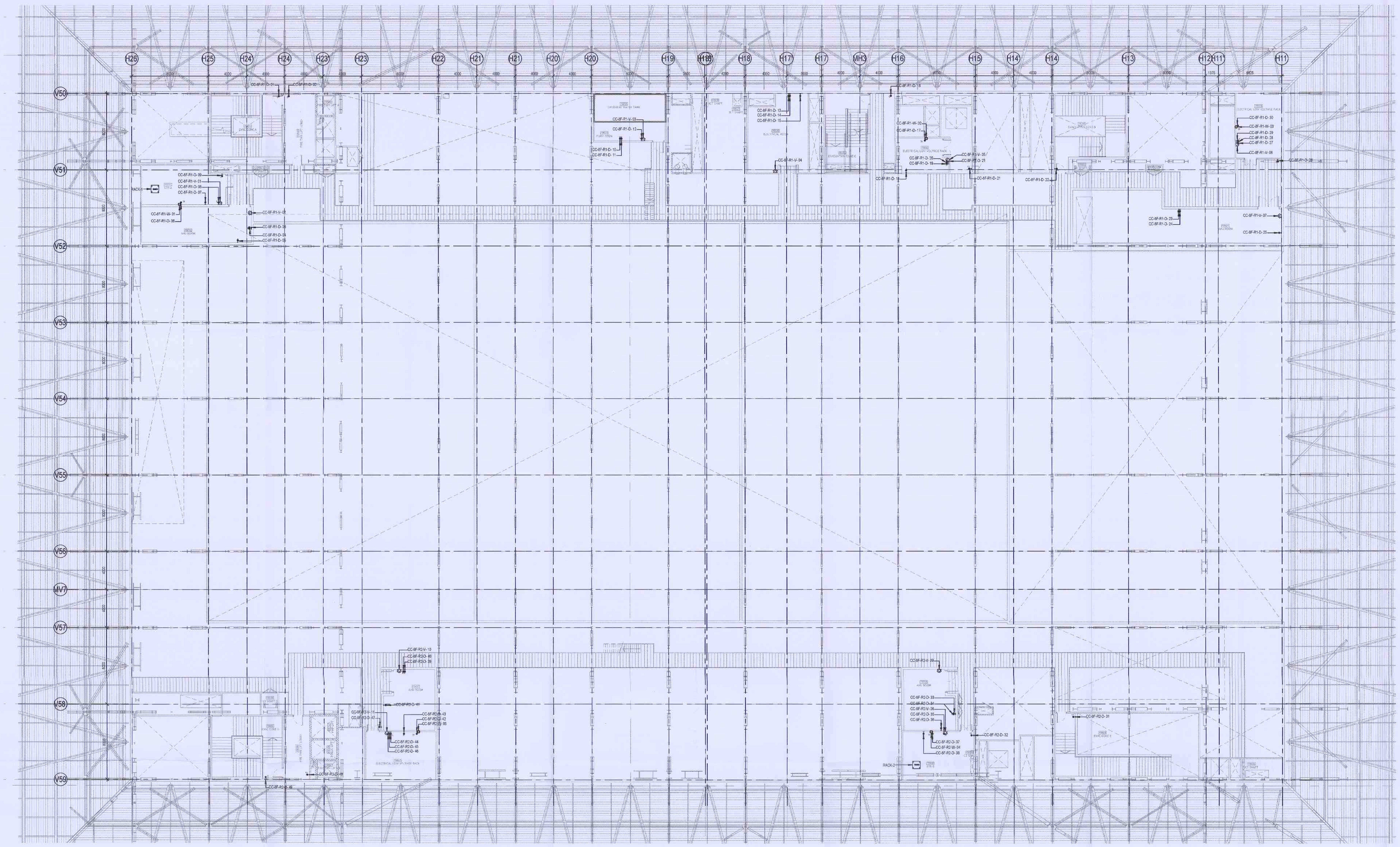

1 / 2800 CC_F8_OVER ALL ELV SYSTEM- DATA & VOICE LAYOUT
1 : 150

NOTES

GENERAL
1. ALL DIMENSIONS ARE IN MILLIMETER UNLESS OTHERWISE SPECIFIED
2. EXACT ROUTING SHALL BE DECIDED AT SITE IN CONSULTATION WITH ENGINEERING IN CHARGE TO SUIT SITE CONDITIONS
3. PVC CONDUIT SHALL BE USED FOR EMBEDDED APPLICATION AND MS CONDUIT USED FOR OPEN APPLICATION
4. CONDUITS SHALL BE CONCEALED IN WALL/CEILING IN NON-FALSE CEILING AREA.
5. SUSPENDED CONDUITS ARE TO BE USED, IF MORE THAN 3 CONDUITS RUN IN PARALLEL.
6. CONDUITS SHOULD BE EQUIPPED WITH A PULL CORDS WITH SUITABLE TENSION POWER.
7. PULL BOXES WITH SUITABLE SIZE SHOULD BE PROVIDED IN ALL PVC CONDUIT SECTIONS THAT ARE CONTAINING MORE THAN TWO 90 DEGREE BENDS.
8. ALL DEVICES LOCATIONS AND ORIENTATION ARE INDICATIVE. EXACT LOCATION SHALL BE SHOWN IN THE OEM SHOP DRAWING.
9. THE EXACT CONDUIT/TRAY ROUTING SHALL BE DECIDED AT SITE IN CONSULTATION WITH THE ENGINEER INCHARGE TO SUIT LEVEL AND SITE CONDITION.
10. CABLE TRAY SUPPORT MUST ALSO BE PLACED WITHIN 0.60 METERS ON EACH SIDE OF ANY CONNECTION TO A FITTING.
11. A MINIMUM SEPARATION DISTANCE 300MM SHALL BE MAINTAINED BETWEEN ICT CABLING
12. THIS DRAWING IS ONLY INDICATIVE AND MAY VARY ACCORDING TO SITE CONDITION AND REQUIREMENT.
13. PATHWAYS (CABLE TRAY/RACEWAY/CONDUITS) SHALL BE FILLED BY MAX 50%

DATA VOICE
1. CAT 6A , 4 PAIR, 23 AWG, U/UTP CABLE SHALL BE USED TO CONNECT RJ-45 DATA/VOICE SOCKETS TO JACK PANEL.
2. HORIZONTAL CABLES SHALL BE TERMINATED ON THE RJ- 45 OUTLETS AT THE WORK AREA AND PATCH PANEL AT THE RACK IN NEAREST STR ROOM
3. HORIZONTAL CABLES SHALL BE TAKEN THROUGH MS / PVC CONDUITS / CABLE TRAY
4. ALL WALL MOUNTED TELEPHONE / DATA SOCKETS COULD BE ALIGNED AT A HEIGHT OF 750MM FROM FFL UNLESS AND OTHERWISE SPECIFIED.
5. SOCKETS ABOVE COUNTER SLABS TO BE MOUNTED AT A HEIGHT OF 900MM FROM FFL.
6. FOR ALL OTHER TELEPHONE AND DATA SOCKETS,THE LEVEL SHALL BE MAINTED AS PER FURNITURE LAYOUT AND ARCHITECTURAL CONCURRENCE AS PER SITE CONDITION.
7. FOR CONFERENCE ROOMS-NO.OF WIRELESS ACCESS POINTS SHALL BE DESIGNED CONISDERING TOTAL NO OF USERS IN THE ROOM.
8. WIFI HEAT MAP SHALL BE SUBMITTED AS PART OF SHOP DRAWING.

CCTV SYSTEM
1. IP BASED CCTV CAMERA SYSTEM SHALL BE INSTALLED
2. CAT-6A, 4 PAIR TWSTED PAIR U/UTP CABLES SHALL BE USED TO CONNECT CAMERA WITH PATCH PANEL
3. THE CCTV CAMERA VIEW ANGLE TO BE SET AS PER THE COVERAGE LOCATION EX. ENTRANCE DOOR/RECEPTION ETC.
4. THE SHOWN CAMERAS LOCATIONS ARE INDICATIVE. FIELD OF VIEW OF EACH CAMERA MUST BE GENERATED BY OEM/VENDOR FOR JUSTIFYING CHOSEN CAMERA TYPE, LENS TYPE ETC

ACCESS CONTROL SYSTEM
1. ALL CABLES FROM CARD READER/MAGNETIC LOCK/DOOR CONTACT/PUSHBUTTON SHALL BE TERMINATED AT ACCESS CONTROL PANEL LOCATED IN NEARBY.
2. ACCESS CONTROL PANELS SHALL BE CONNECTED TO SWITCH LOCATED AT NEAR BY STR ROOM, BY CAT 6A UTP CABLE
3. POWER POINT/SOCKET FOR ALL THE ACCESS CONTROL PANELS, REFER ELECTRICAL POWER LAYOUT.
4. DPS ARE CONNECTED TO RESPECTIVE ZONE INTRUTION ALARM CONTROLLER / IO MODULE
5. DATA POINT FOR ACCESS CONTROLLER SHALL BE OPTIMISED AS PER SHOP DRAWING.

BMS
1. DDC PANELS ARE LOCATED AT 1500MM FROM FFL CENTER OF PANEL
2. TENTATIVE DIMENSIONS OF THE DDC PANEL IS SHOWN DEPENDS ON OEM
3. DDC CONTROLLER AND IO MODULE CONFIGURATION AS PER OEM SYSTEM DESIGN.
4. LOCATION FOR THE SENSORS ARE SHOWN IN THE LAYOUT IS INDICATIVE.
5. TYPE OF CABLE TO FIELD CONNECTIONS AS PER OEM BMS CABLE SCHEDULE.
6. THE MAIN INTEGRATION PROTOCOL SHALL BACNET OVER TCP/IP & BACNET OVER MSTP.
7. BMS DATA POINT SHALL BE OPTIMISED AS PER SHOP DRAWING.

IP TALK BACK SYSTEM
1. CAT6A, 4 PAIR TWISTED PAIR U/UTP CABLES SHALL BE USED TO CONNECT CONSOLE WITH PATCH PANEL
2. BOTTOM OF CONSOLE SHALL BE MOUNTED 1500MM FROM FFL

GUARD TOUR SYSTEM
1. READER SHALL BE TERMINATED TO THE NEARBY CONTROLLER
2. CONTROL PANELS SHALL BE CONNECTED TO SWITCH LOCATED AT NEAR BY STR ROOM, BY CAT 6A UTP CABLE
3. BOTTOM OF CONSOLE SHALL BE MOUNTED 1500MM FROM FFL

EARTHING
1. ALL RACK SHALL BE EARTHED TO NEAREST EARTHBUS LOCATED STR ROOM
2. EARTH BUS SHALL BE CONNECTED TO THE NEAREST ELECTRICAL EARTHING STRIP.

NOTE:
FIRE EVACUATION SPEAKERS SHALL BE SUBMITTED AS PART OF FIRE SYSTEM DRAWINGS.
BGM SPEAKERS SHALL BE SUBMITTED AS PART OF AV SYSTEM DRAWINGS.
THE DAS SYSTEM FOR MOBILE CARRIERS WILL BE DONE AFTER SITE SURVEY BY SPECIALIST ONCE STRUCTURE IS READY. EPCC WILL ENSURE THE DAS COVERAGE.

LEGENDS

S.NO	SYMBOL	DESCRIPTION	MOUNTING HEIGHT
1		TELEPHONE SOCKET	750mm FROM FFL
2	L	DATA SOCKET FOR LAN	750mm FROM FFL
3	B	DATA SOCKET FOR BMS	1000mm FROM FFL
4	AV	DATA SOCKET FOR AV SYSTEM	AS PER AV EQUIPMENT
5		DATA SOCKET FOR WIFI ACCESS POINT	FALSE CEILING
6	C	DATA SOCKET FOR CCTV	FALSE CEILING/ WALL MOUNTED
7	A	DATA SOCKET FOR ACP	FALSE CEILING/ WALL MOUNTED
8	RACK	RACK	FLOOR MOUNTED

TAGGING LEGENDS

CC 8F R1 D-01 — RJ 45 DATA SOCKET / RACK NO 1 / EIGHTH FLOOR / CONVENTION CENTER

CC 8F R1 V-01 — RJ 45 TELEPHONE SOCKET / RACK NO 1 / EIGHTH FLOOR / CONVENTION CENTER

REFERENCE DRAWING

ARCHITECTURE
FLOOR PLANS APPROVED VIA TRANSMITTAL NO EDRC-B&F/O17203/01346
STRUCTURE
O17203-C-SP-07-NU-0012 - LAYOUT AND NUMERATION DETAIL OF LEVEL - F8 (+27.90M)
ELECTRICAL
O17203-E-SP-07-LL-0091 - CONVENTION CENTER - EIGHTH FLOOR 8F - LIGHTING LAYOUTS
O17203-E-SP-07-PL-0199 - CONVENTION CENTER - EIGHTH FLOOR 8F - POWER LAYOUTS
O17203-E-SP-07-EE-0308 -CONVENTION CENTER -8F- ELECTRICAL EQUIPMENT, CABLE TRAY & EARTHING LAYOUT - OVERALL PLAN
FPS
O17203-F-SP-07-PL-0034 - CONVENTION CENTRE - 8F - OVER ALL PLAN: LAYOUT OF WETRISER CUM DOWNCOMER, AUTOMATIC SPRINKLER SYSTEM AND PORTABLE FIRST-AID FIRE EXTINGUISHERS
O17203-F-SP-07-FA-0038 - CONVENTION CENTRE - 8F- OVER ALL PLAN: LAYOUT OF INTEGRATED INTELLIGENT ADDRESSABLE FIRE DETECTION & ALARM SYSTEM AND PHOTOLUMINESCENT SAFETY SIGNAGES
HVAC
O17203-V-SP-07-AC-0031 - CONVENTION CENTRE EIGHTH FLOOR 8F- HVAC EQUIPMENT DUCTING AND PIPING LAYOUT
PHE
O17203-U-SP-07-IP-0090 - PLUMBING SYSTEM LAYOUT - EIGHTH FLOOR 8F - TOILET WATER SUPPLY LAYOUT

Owner / Employer
India International Convention & Exhibition Centre Limited
Room No. 452A, Ministry of Commerce & Industry, DIPP, Udyog Bhawan, New Delhi - 110011, India
Department of Industrial Policy and Promotion Ministry of Commerce & Industry Government of India

Knowledge Partner
Delhi Mumbai Industrial Corridor Development Corporation
Room No 341 B, 3rd Floor Hotel Ashok, Diplomatic Enclave, 50B Chanakyapuri, New Delhi - 110021

Employer's Representative
Employer's Engineer
Programme Management Consultant (PMC)
AECOM

Preliminary Engineering Architecture Consultants (PEAC)
idom — Av. Del Monasterio de El Escorial, 4, 28049 Madrid, Spain
CPKUKREJA ARCHITECTS — No.D-1, Ashirwad Building, Green Park, New Delhi, Delhi 110016, India

EPC Contractor
L&T Construction Buildings & Factories
Mount Poonamallee Road, Manapakkam, P.B.No.979, Chennai - 600 089

EPC Contractor's Representatives
Design Consultant
Engineering Design and Research Center (EDRC)
L&T Construction - Buildings & Factories
Architectural Consultant
ARCOP — Arcop Associates Pvt. Ltd. A-15, Pampose Enclave , G.K.-1 New Delhi, Delhi 110048, India
Structural Proof Consultant
Indian Institute of Technology (IIT) Madras
Sardar Patel Rd, Opposite to C. L.R.I, Adyar, Chennai, Tamil Nadu 600036
MEP Proof Consultant
egis — Egis India Consulting Engineers Pvt. Ltd.
Plot No. 66, Sector 32, Institutional Area, Opp: Zenatix Solutions, Gurugram, Haryana 122001
ICT Proof Consultant
CKR — CKR Consulting Engineers Pvt. Ltd.
#471, 3rd Floor, Narayana Arcade, Subramanyashetty Road, Nettakalappa Circle, Basavanagudi, Bengaluru - 560004

Certification
EPC Contractor
Design Consultant
Architectural Consultant
Proof Consultant
Structural | MEP | ICT
PEAC
Reviewed GFC drawing prepared by Contractor and ensured that all preliminary aspects and parameters have been adhered to.
Issued by: 13/03/2024
Employer / Employer's Engineer on behalf of PEAC

REV	DESCRIPTION	DATE	DSGN	DRWN	CHKD	APPD
R0	ISSUED FOR GFC	03.03.20	BVH	SS	MSK	GNR

Revisions

ARCHITECTURE			FPS		
STRUCTURAL			PIPING		
ELECTRICAL			PHE		
ELV SYSTEM			GIS		
HVAC			GEOTECH.		
CHECKED BY	SIGN	DATE	CHECKED BY	SIGN	DATE

EPC Contractor
L&T Construction Buildings & Factories
JOB No : O17203
Project Name
DESIGN AND CONSTRUCTION OF INDIA INTERNATIONAL CONVENTIONAL & EXPO CENTRE
SECTOR 25,DWARKA,NEW DELHI,INDIA
Drawing Status
GOOD FOR CONSTRUCTION (GFC)

Drawing No			Rev. No
L	07	2800	R0

Key Plan

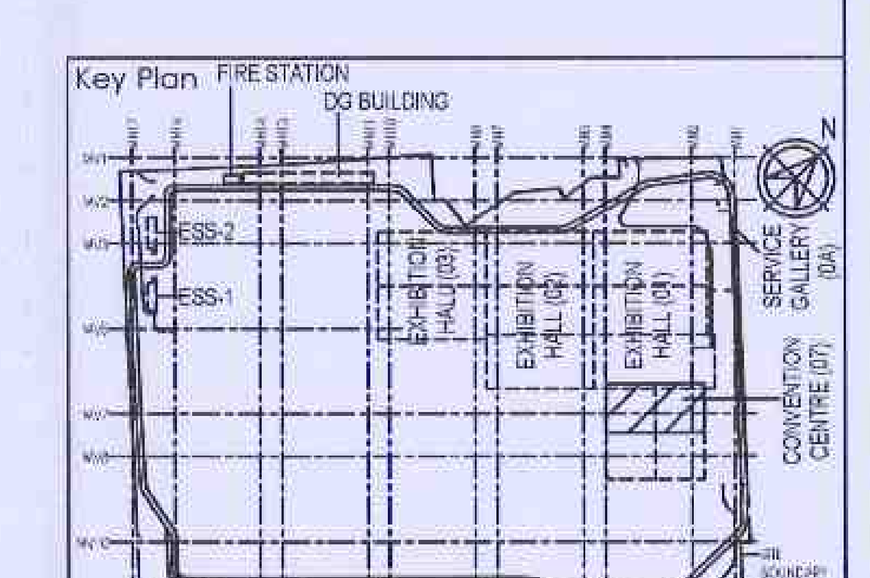

Title :
CONVENTION CENTER-8F-OVER ALL DATA & VOICE LAYOUT

EDRC DWG No : O17203-L-SP-07-DV-2800 | Scale: AS INDICATED | Sheet Size: A0

This drawing is the property of L&T Construction, B&F-EDRC and must not be passed on to any person or body not authorised by us to receive it nor be copied or otherwise made use either in full or in part by such person or body without our prior permission in writing.

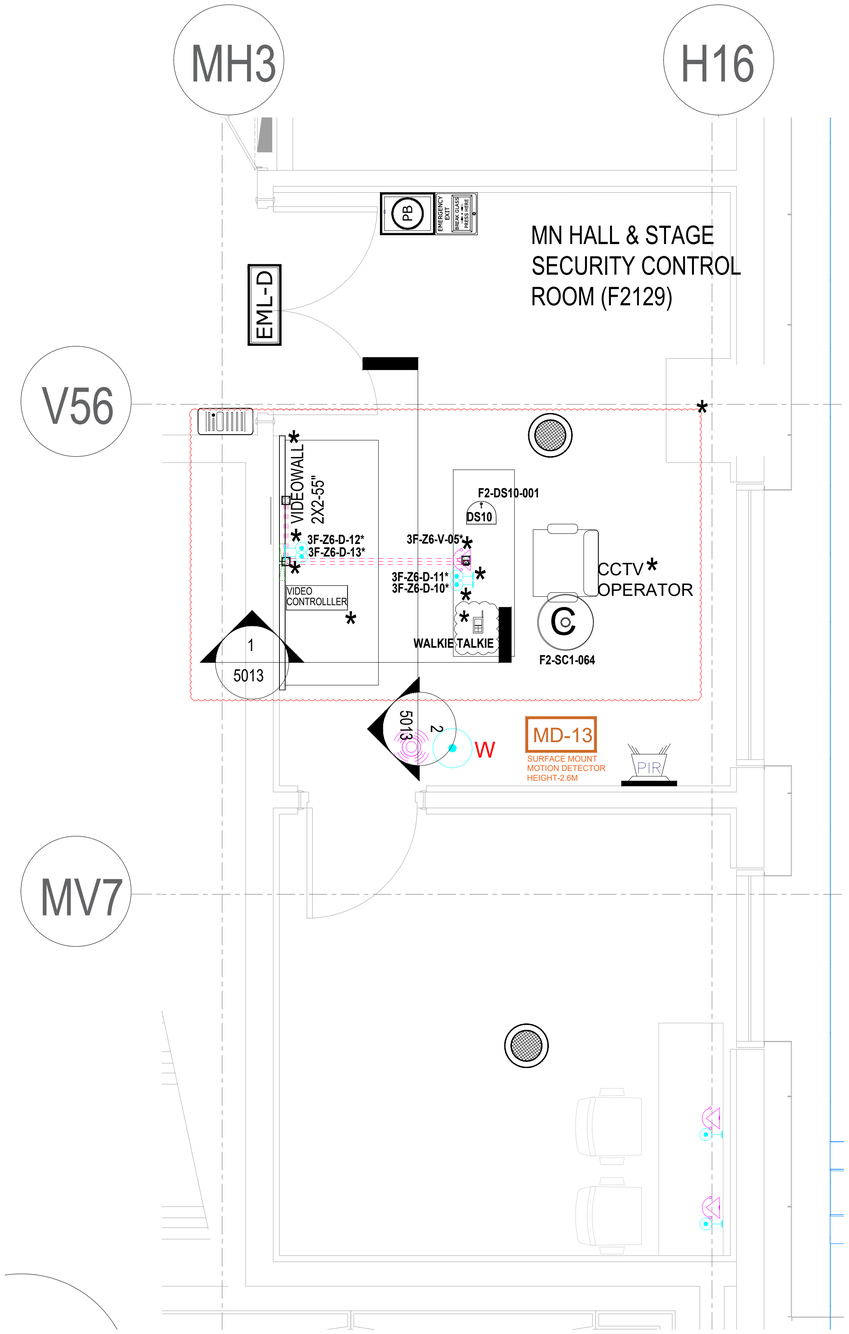

A 5013 CC_2F_ MAIN HALL & STAGE SECURITY CONTROL ROOM
1 : 25

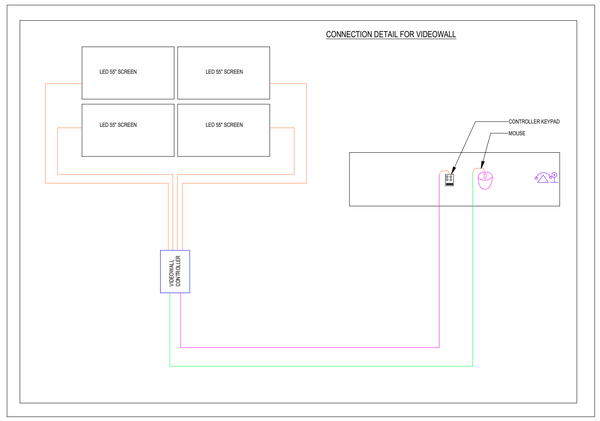

CONNECTION DETAIL FOR VIDEO WALL STATION

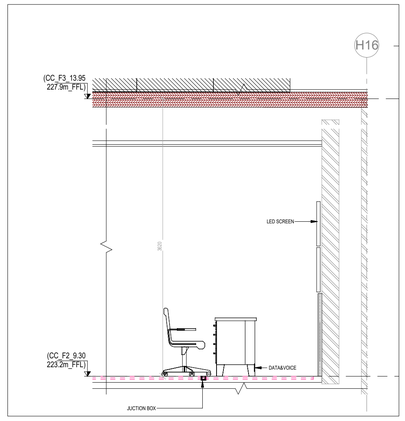

1 5013 CC_2F_ SECTION
1 : 25

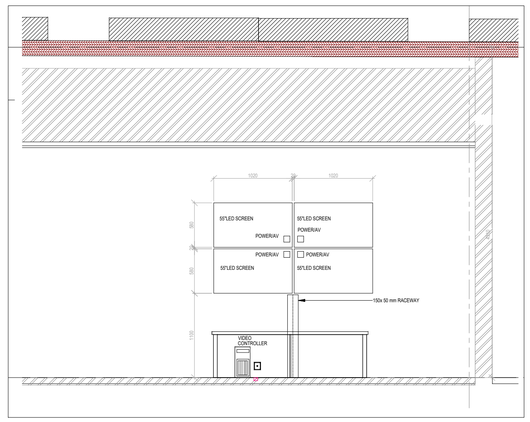

2 5013 CC_2F_ SECTION
1 : 25

LEGENDS:

SL .NO	SYMBOL	DESCRIPTION	FIXING LEVEL
1		MULTI TECH. CARD READER	1000mm ABOVE FFL
2		EMERGENCY DOOR RELEASE	1000mm ABOVE FFL
3	EML-D	EL-MAGNETIC LOCK(DOUBLE LEAF) + DOOR POSITION SENSOR	ON DOOR
4		EXIT PUSH BUTTON	1000mm ABOVE FFL
5		MOTION DETECTOR	CELING MOUNTED
6		TELEPHONE SOCKET	750mm FROM FFL/AS PER FURNITURE
7		DATA SOCKET	750mm FROM FFL/AS PER FURNITURE
8	*	TELEPHONE SOCKET * SCOPE OF WORK ISSUE	750mm FROM FFL/AS PER FURNITURE
9	*	TELEPHONE SOCKET * SCOPE OF WORK ISSUE	750mm FROM FFL/AS PER FURNITURE
10		CEILING EVACUATION SPEAKER(PA) AS PER FAS LAYOUT	WALL MOUNTED
11	BS1	BGM-PAGING STATION	DESK MOUNTED
12		BGM MONITORING SPEAKER 4" LOW PROFILE 2 WAY CEILING SPK.	CEILING MOUNTED
13	*	CCTV VIDEOWALL-2x2(55") ALONG WITH CONTROLLER AND OPERATOR STATION*	
14	*	WALKIE TALKIE * SCOPE OF WORK ISSUE	

NOTES:

GENERAL

1.CONDUITS IN EXPOSED MS CONDUIT TO BE USED.
2. OVER FALSE CELING,UNDER FLOOR OR EMBEDDED PVC CONDUITS TO BE USED
3. ALL CONDUITS SHOULD BE EQUIPPED WITH A PULL CORDS WITH SUITABLE TENSION POWER.
4. PULL BOXES WITH SUITABLE SIZE SHOULD BE PROVIDED IN ALL CONDUIT SECTIONS THAT ARE CONTAINING MORE THAN TWO 90 DEGREE BENDS.
5. ALL DEVICES LOCATIONS AND ORIENTATION ARE INDICATIVE. EXACT LOCATION SHALL BE SHOWN IN THE OEM SHOP DRAWING.
6.THIS DRAWING IS ONLY INDICATIVE AND MAY VARY ACCORDING TO SITE CONDITION AND REQUIREMENT.
7.THE EXACT CONDUIT/TRAY ROUTING SHALL BE DECIDED AT SITE IN CONSULTATION WITH THE ENGINEER INCHARGE TO SUIT LEVEL AND SITE CONDITION.
8.A CABLE TRAY SUPPORT MUST ALSO BE PLACED WITHIN 0.60 METERS ON EACH SIDE OF ANY CONNECTION TO A FITTING.
9.A MINIMUM SEPARATION DISTANCE OF 300MM AND SHOULD BE KEPT PHYSICALLY BETWEEN LIGHT CURRENT CABLES AND MEDIUM VOLTAGE CABLES.
10.METALLIC PERFORATED TYPE HOT DIP GALVANIZED CABLE TRAY FOR ICT
11.ALL NETWORK/ACP CABLE TO BE CONNECTED IN STR ROOM
12.FOR DIGITAL SINAGE SYSTEM, AV SYSTEM & BGM REFER AV SYSTEM LAYOUT.

ACCESS CONTROL SYSTEM

1. ALL CABLES FROM CARD READER/MAGNETIC LOCK/DOOR CONTACT/PUSHBUTTON SHALL BE TERMINATED AT ACCESS CONTROL PANEL.
2. ACCESS CONTROL PANELS SHALL BE CONNECTED TO SWITCH LOCATED AT NEAR BY STR ROOM, BY CAT 6A UTP CABLE
3. POWER POINT/SOCKET FOR ALL THE ACCESS CONTROL PANELS. REFER ELECTRICAL POWER LAYOUT.
4. DPS ARE CONNECTED TO RESPECTIVE ZONE INTRUTION ALARM CONTROLLER IN NEARBY STR ROOM

DAS

1.THE DAS SYSTEM FOR MOBILE CARRIERS WILL BE DONE AFTER SITE SURVEY BY SPECIALIST ONCE STRUCTURE IS READY AND EPCC WILL ENSURE THE DAS COVERAGE.

MHSCC

1. VIDEO WALL POWER SOCKETS SHALL BE FIXED AT 1600mm FROM FFL
2.THE FURNITURE LAYOUT SHOWN IS INDICATIVE AS THE FURNITURE SCOPE OF WORK IS NOT UNDER THE PHASE OF WORK.
3.REFER SHOP DRAWING FURNITURE LAYOUT FOR FINAL DATA VOICE SOCKET LOCATION
4.THE WORKSTATIONS SHOWN ARE INDICATIVE INLINE TO RFP UNDERSTANDING.

NOTE *:
THE ITEM(S) INDICATED IN DRAWING WITH CLOUD OR ASTERISK (*) IS UNDER CONTINUED DISAGREEMENT WITH REGARD TO SCOPE OF WORK. DESIGN IS PROVIDED TO CONCLUDE THE ENGINEERING PACKAGE.

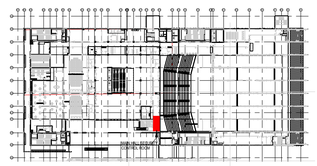

Key Plan

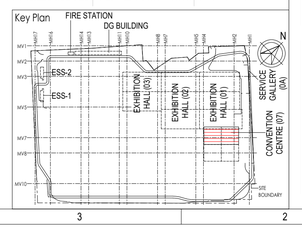

Owner / Employer

India International Convention & Exhibition Centre Limited
Room No. 452A, Ministry of Commerce & Industry, DIPP, Udyog Bhawan, New Delhi - 110011, India

Department of Industrial Policy and Promotion Ministry of Commerce & Industry Government of India

Knowledge Partner

Delhi Mumbai Industrial Corridor Development Corporation
Room No 341 B, 3rd Floor Hotel Ashok, Diplomatic Enclave, 50B Chankyapuri, New Delhi - 110021

Employer's Representative

Employer's Engineer

Programme Management Consultant (PMC)

AECOM

Preliminary Engineering Architecture Consultants (PEAC)

idom
Av. Del Monasterio de El Escorial, 4, 28049 Madrid, Spain

CPKUKREJA ARCHITECTS
No.D-1, Ashirwad Building, Green Park, New Delhi, Delhi 110016, India

EPC Contractor

L&T Construction Buildings & Factories
Mount Poonamallee Road, Manapakkam, P.B.No.979, Chennai – 600 089

EPC Contractor's Representatives

Design Consultant
Engineering Design and Research Center (EDRC)
L&T Construction - Buildings & Factories

Architectural Consultant
ARCOP
Arcop Associates Pvt. Ltd.
A-15, Pampose Enclave , G.K.-1
New Delhi, Delhi 110048, India

Structural Proof Consultant
Indian Institute of Technology (IIT) Madras
Sardar Patel Rd, Opposite to C, L.R.I, Adyar, Chennai, Tamil Nadu 600036

MEP Proof Consultant
egis
Egis India Consulting Engineers Pvt. Ltd.
Plot No. 66, Sector 32, Institutional Area, Opp: Zenatix Solutions, Gurugram, Haryana 122001

ICT Proof Consultant
CKR CONSULTING ENGINEERS
CKR Consulting Engineers Pvt. Ltd.
#47/1, 3rd Floor, Narayana Arcade, Subbaramachetty Road, Nefkalappa Circle, Basvanagudi, Bengaluru - 560004

Certification

EPC Contractor

Design Consultant

Architectural Consultant

Proof Consultant

Structural	MEP	ICT

PEAC

Issued by:
Employer / Employer's Engineer

REV	DESCRIPTION	DATE	DSGN	DRWN	CHKD	APPD
R0	ISSUED AS GOOD FOR CONSTRUCTION	25.08.20	SP	HC	MSK	GNR

Revisions

ARCHITECTURE			FPS		
STRUCTURAL			PIPING		
ELECTRICAL			PHE		
ELV SYSTEM			GIS		
HVAC			GEOTECH.		
CHECKED BY	SIGN	DATE	CHECKED BY	SIGN	DATE

EPC Contractor
L&T Construction Buildings & Factories

JOB No : O17203

Project Name
DESIGN AND CONSTRUCTION OF INDIA INTERNATIONAL CONVENTIONAL & EXPO CENTRE
SECTOR 25,DWARKA,NEW DELHI,INDIA

Drawing Status
GOOD FOR CONSTRUCTION (GFC)

Drawing No			Rev. No
L	07	5013	R0

Title :
CONVENTION CENTER
-SECOND FLOOR-
MAIN HALL & STAGE SECURITY CONTROL ROOM ELV LAYOUT

EDRC DWG No :	Scale	Sheet Size
O17203-L-SP-07-LE-5013	AS INDICATED	A1

This drawing is the property of L&T Construction. B&F-EDRC and must not be passed on to any person or body not authorised by us to receive it nor be copied or otherwise made use either in full or in part by such person or body without our prior permission in writing.

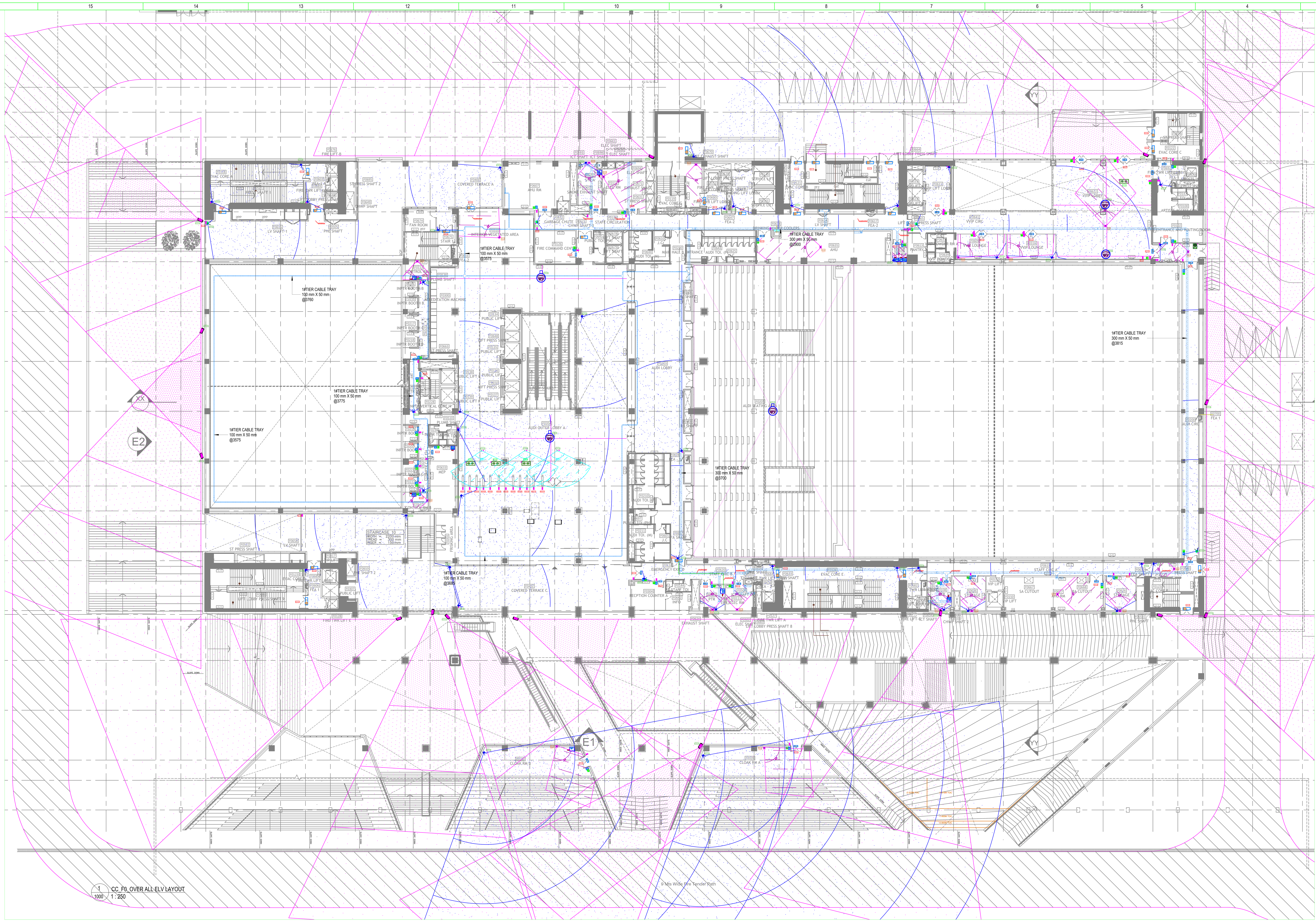

1 CC_F0_OVER ALL ELV LAYOUT
1000 1 : 250

REFERENCE DRAWING

ARCHITECTURE
FLOOR PLANS APPROVED VIA TRANSMITTAL NO EDRC-B&F/O17203/01346
STRUCTURE
O17203-C-SP-07-NU-0004 - LAYOUT AND NUMERATION DETAIL OF LEVEL - GROUND FLOOR F0 (+4.570M)
ELECTRICAL
O17203-E-SP-07-LL-0019 TO 0023 - CONVENTION CENTER - GROUND FLOOR F0 - LIGHTING LAYOUTS
O17203-E-SP-07-PL-0127 TO 0131 - CONVENTION CENTER - GROUND FLOOR F0 - POWER LAYOUTS
O17203-E-SP-07-EE-0229 TO 0232 -CONVENTION CENTER -F0- ELECTRICAL EQUIPMENT, CABLE TRAY & EARTHING LAYOUT - OVERALL PLAN
FPS
O17203-F-SP-07-PL-0010 - CONVENTION CENTRE - F0 - OVER ALL PLAN: LAYOUT OF WETRISER CUM DOWNCOMER, AUTOMATIC SPRINKLER SYSTEM AND PORTABLE FIRST-AID FIRE EXTINGUISHERS
O17203-F-SP-07-FA-0011 - CONVENTION CENTRE - F0- OVER ALL PLAN: LAYOUT OF INTEGRATED INTELLIGENT ADDRESSABLE FIRE DETECTION & ALARM SYSTEM AND PHOTOLUMINESCENT SAFETY SIGNAGES
HVAC
O17203-V-SP-07-AC-1003,2003,3003,4003,5003 & 6003 - CONVENTION CENTRE GROUND FLOOR F0 - HVAC EQUIPMENT DUCTING AND PIPING LAYOUT
PHE
O17203-U-SP-07-IP-0016 TO 0020 - PLUMBING SYSTEM LAYOUT - GROUND FLOOR F0 - TOILET WATER SUPPLY LAYOUT
ELV
O17203-L-SP-07-LE-5000-CONVENTION CENTER-GROUND FLOOR-STR/PTR ROOM LAYOUT
O17203-L-SP-07-DV-2000-CONVENTION CENTER-GROUND FLOOR-OVERALL DATA AND VOICESYSTEM LAYOUT
O17203-L-SP-07-LV-1011/1022/1033/1044-GROUND FLOOR-ELV SYSTEM ZONE LAYOUT
FOR SECURITY CHECK EQUIPMENT/TURNSTILES
REFER DRAWING NO - O17203-L-SP-07-LV-6000-GROUND FLOOR

GENERAL NOTE
1. ALL DIMENSIONS ARE IN MILLIMETER UNLESS OTHERWISE SPECIFIED.
2. EXACT ROUTING SHALL BE DECIDED AT SITE IN CONSULTATION WITH ENGINEERING IN CHARGE TO SUIT SITE CONDITIONS.
3. MS CONDUIT USED FOR OPEN APPLICATION.
4. THIS DRAWING IS ONLY INDICATIVE AND MAY VARY ACCORDING TO SITE CONDITION AND REQUIREMENT.
5. 50% SPARE IS MAINTAINED IN CONDUIT.

CCTV & ACS SYSTEM
1. IP POINT HAS TO BE MADE AVAILABLE NEAR EACH CAMERA. REFER DATA VOICE LAYOUT-O17203-L-SP-07-DV-2000.
2. THE CCTV CAMERA VIEW ANGLE TO BE SET AS PER THE COVERAGE LOCATION.
3. ALL SCHEMATICS DRAWING SHALL BE SUBMITTED SEPARATELY.
4. IP POINT HAS TO BE MADE AVAILABLE NEAR EACH ACS CONTROLLER. REFER DATA VOICE LAYOUT-O17203-L-SP-07-DV-2000.

IP TALK BACK SYSTEM
1. CAT6A, 4 PAIR TWISTED PAIR U/UTP CABLES SHALL BE USED TO CONNECT WITH NEAREST AVAILABLE IP POINT.

ACS LEGENDS

S.NO	SYMBOL	ITEM DESCRIPTION	MOUNTING HEIGHT
1		ACCESS, DUAL READER CONTROLLER (Make-RBH, Model No.- RBH-UNC500-432M)	INSIDE ENCLOSURE
2		DUAL INTERFACE MODULE FOR READERS (Make-RBH, NURC 2002)	INSIDE ENCLOSURE
3		INPUT & OUTPUT CONTROL MODULE (Make-RBH, Model No.- RBH-IOC-16)	INSIDE ENCLOSURE
4		SMART CARD READER (Make-RBH, Model No.- RBH-R86)	1000MM FROM FFL
5		SMART CARD READER WITH KEYPAD (Make-RBH, Model No.- RBH-RK86)	1000MM FROM FFL
6		BIO-METRIC CARD READER (Make-RBH, Model No.- RBH-BFR-150)	1000MM FROM FFL
7		IRIS READER (Make-IRIS ID, Model No.- iCAM7000S-B)	1000MM FROM FFL
8		MAGNETIC CONTACT (Make-CQR, Model No.- SC570/WH/G3/EN)	ON DOOR
9		MAGNETIC CONTACT-ROLLING SHUTTER (Make-CQR, Model No.- RS007/G3/AB)	ON DOOR
10	EML-S	EM LOCK-SINGLE LEAF WITH DPS (Make-REMCON, Model No.- REM-600-LBS-SL-M)	ON DOOR
11	EML-D	EM LOCK- DOUBLE LEAF WITH DPS (Make-REMCON, Model No.- REM-600-LBS-DL-M)	ON DOOR
12		EMERGENCY BREAK GLASS UNIT (Make-BEL, Model No.-E-108E)	1000MM FROM FFL
13		EXIT PUSH BUTTON (Make- BEL, Model No.-DEB-33SS)	1000MM FROM FFL
14		MOTION DETECTOR (Make- TEXECOM, Model No.-AFB0052)	2600MM FROM FFL
15		8 CORE CABLE (Make- SKYTONE)	INSIDE CONDUIT
16		4 CORE CABLE (Make- SKYTONE)	INSIDE CONDUIT
17		2 CORE CABLE (Make- SKYTONE)	INSIDE CONDUIT
18		25 MM PVC CONDUIT (Make- RMG)	ON WALL AND CEILING
19		32 MM PVC CONDUIT (Make- RMG)	ON WALL AND CEILING

CCTV LEGENDS

S.NO	SYMBOL	DESCRIPTION	MOUNTING HEIGHT
1		INDOOR/OUTDOOR FIXED CAMERA (Make-PELCO, Model No.- IMP231-1ERS)	WALL/FALSE CEILING MOUNTED
2		INDOOR/OUTDOOR VARIFOCAL DOME CAMERA (Make-PELCO, Model No.- IMP231-1ERS)	WALL/FALSE CEILING MOUNTED
3		OUTDOOR BULLET CAMERA (Make-PELCO, Model No.-IBP231-1ER)	WALL/FALSE CEILING MOUNTED
4		INDOOR/OUTDOOR 180 Deg PERIMETER CAMERA (Make-PELCO, Model No.-IMD2007-1ES)	WALL/FALSE CEILING MOUNTED
5		INDOOR/OUTDOOR 360 Deg REMOTE DOME CAMERA (Make-PELCO, Model No.-IMD2007-1ES)	WALL/FALSE CEILING MOUNTED
6		INDOOR/OUTDOOR 360 Deg CAMERA (Make-PELCO, Model No.-IMM12036-1ES)	WALL/FALSE CEILING MOUNTED
7		INDOOR FIXED CAMERA(Face Recognition) (Make-PELCO, Model No.- IMP231-1ERS)	WALL/FALSE CEILING MOUNTED
8		PATCH CORD	WALL/FALSE CEILING INSTALLATION

IP TALK BACK SYSTEM

S.NO	SYMBOL	DESCRIPTION	MOUNTING HEIGHT
1		IP TALK BACK POINT	1000MM FROM FFL

PCS LEGENDS

S.NO	SYMBOL	DESCRIPTION	MOUNTING HEIGHT
1		3D SENSOR FOR PEOPLE COUNTING	1000MM FROM FFL
2		PATCH CORD	WALL/FALSE CEILING INSTALLATION

OTHER VENDOR SCOPE

S.NO	SYMBOL	DESCRIPTION
1		IP Ethernet Point
2		UPS Power Supply Point (230V 6 AMP)

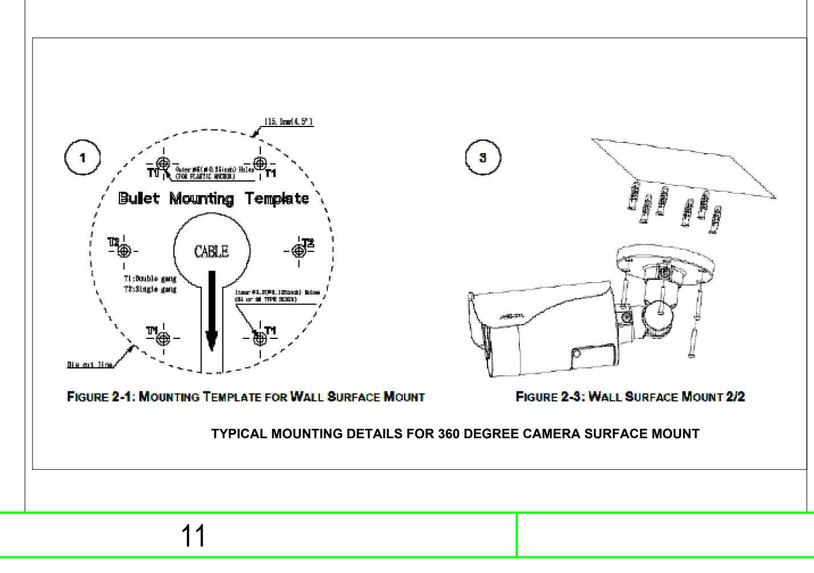

FIGURE 2-1: MOUNTING TEMPLATE FOR WALL SURFACE MOUNT
FIGURE 2-3: WALL SURFACE MOUNT 2/2
TYPICAL MOUNTING DETAILS FOR 360 DEGREE CAMERA SURFACE MOUNT

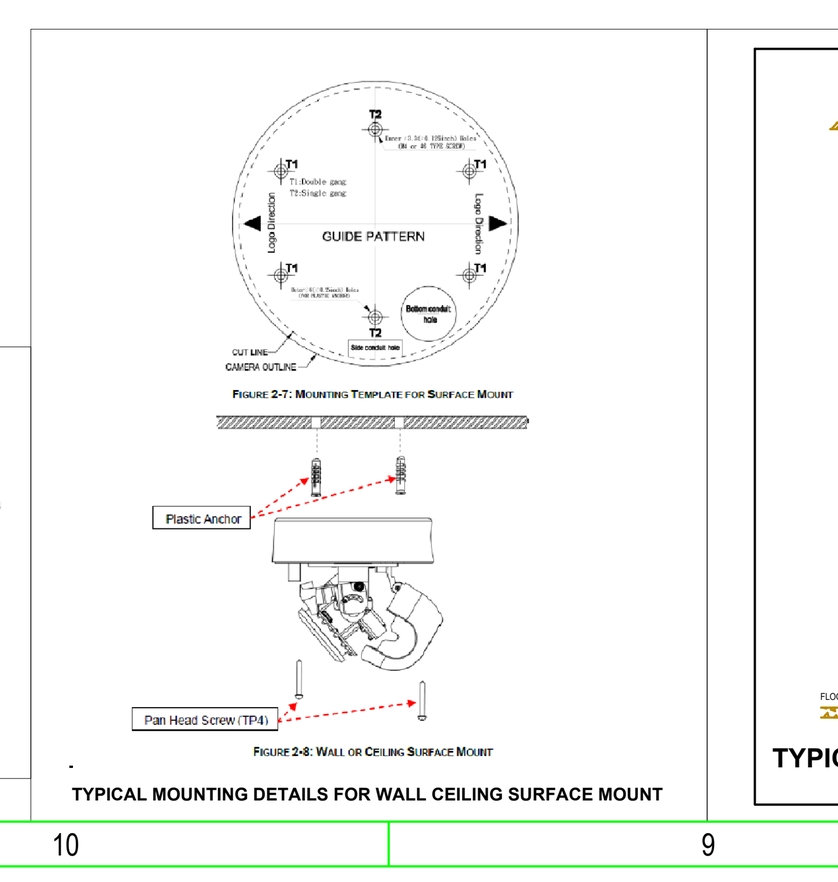

FIGURE 2-7: MOUNTING TEMPLATE FOR SURFACE MOUNT
FIGURE 2-8: WALL OR CEILING SURFACE MOUNT
TYPICAL MOUNTING DETAILS FOR WALL CEILING SURFACE MOUNT

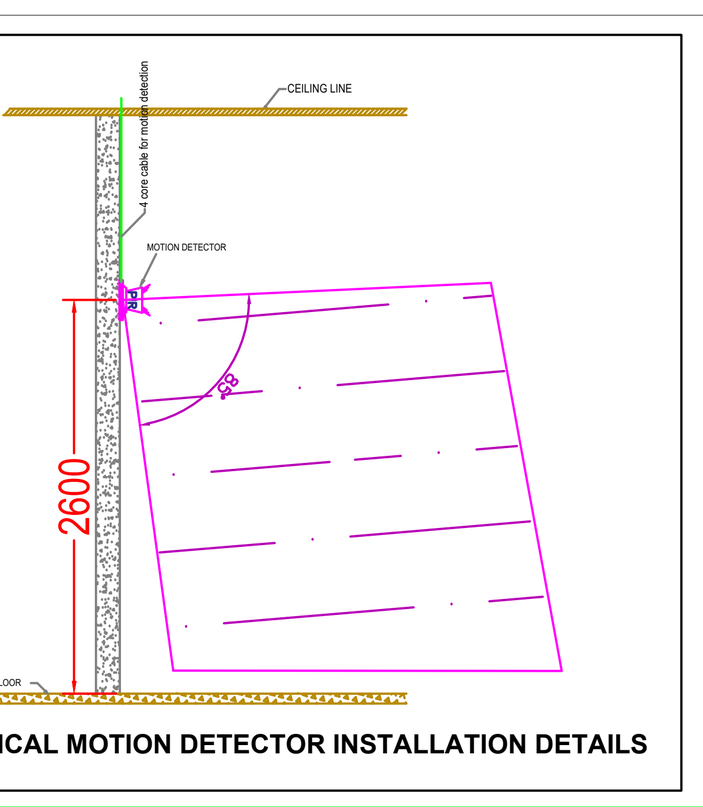

TYPICAL MOTION DETECTOR INSTALLATION DETAILS

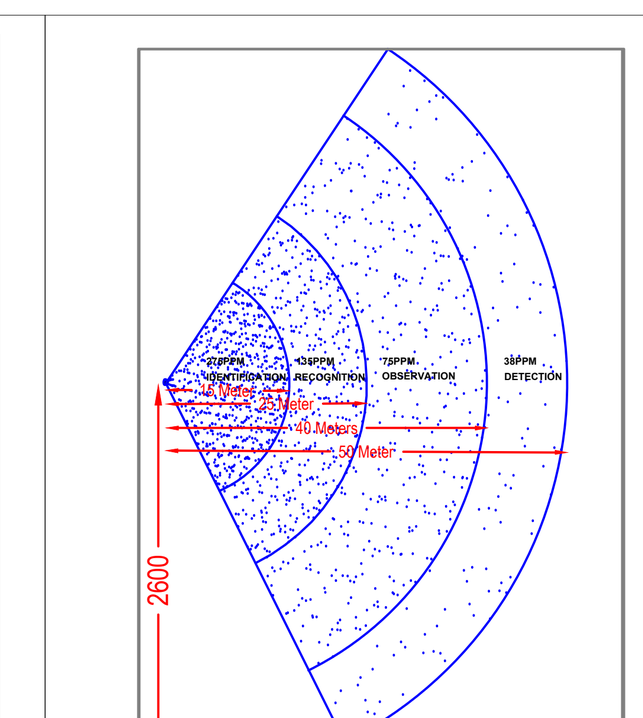

CAMERA FIELD OF VIEW

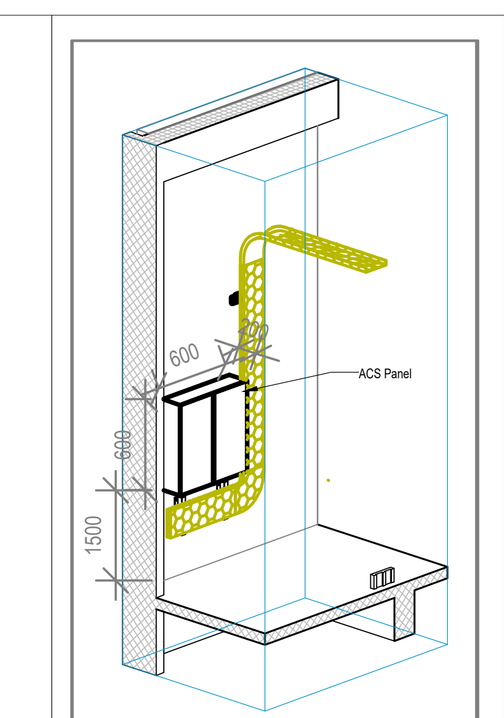

3D View of ACS Panel

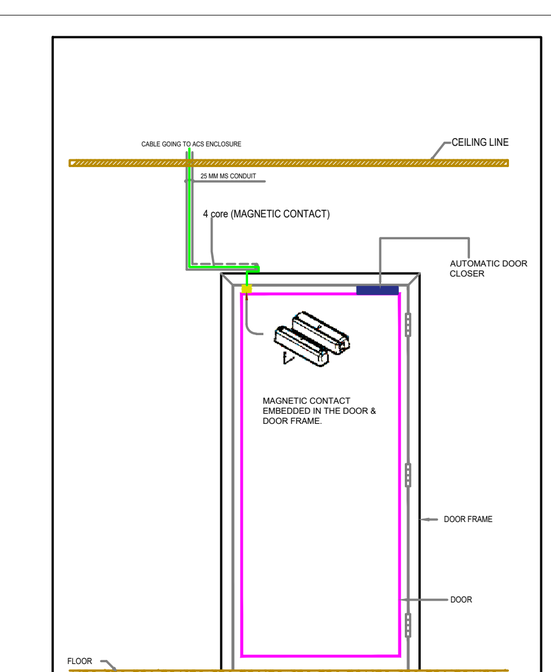

TYPICAL DOOR MAGNETIC CONTACT SIDE VIEW

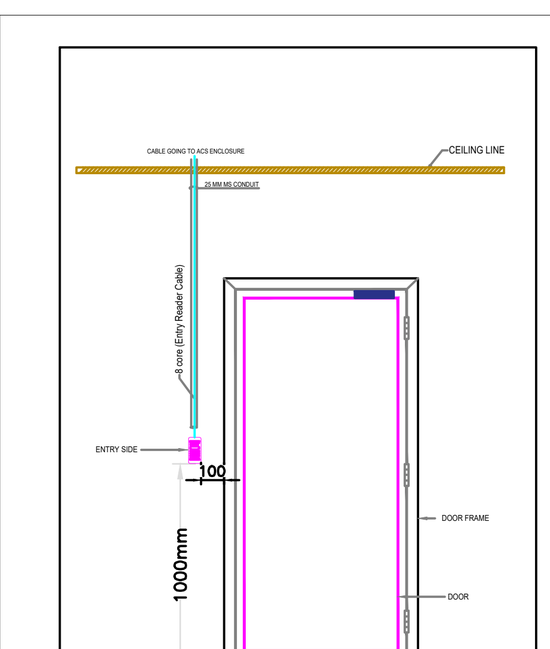

TYPICAL DOOR READER SIDE VIEW

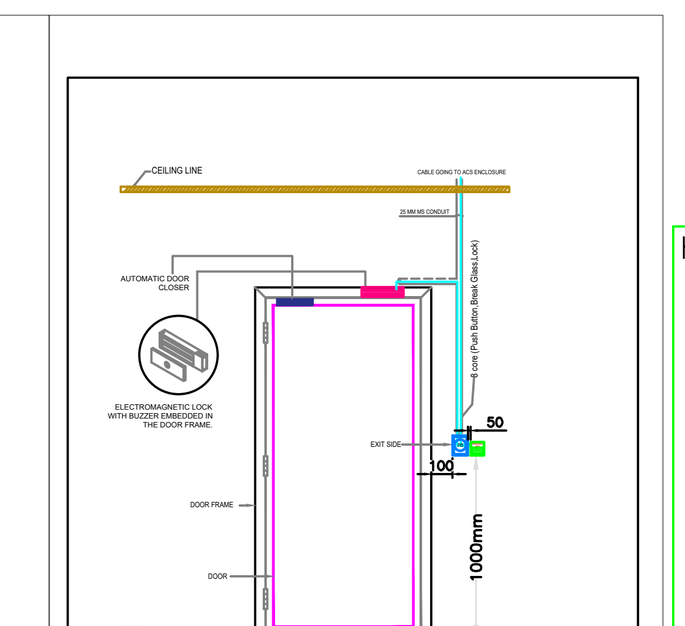

TYPICAL DOOR PUSH BUTTON SIDE VIEW

Key Plan

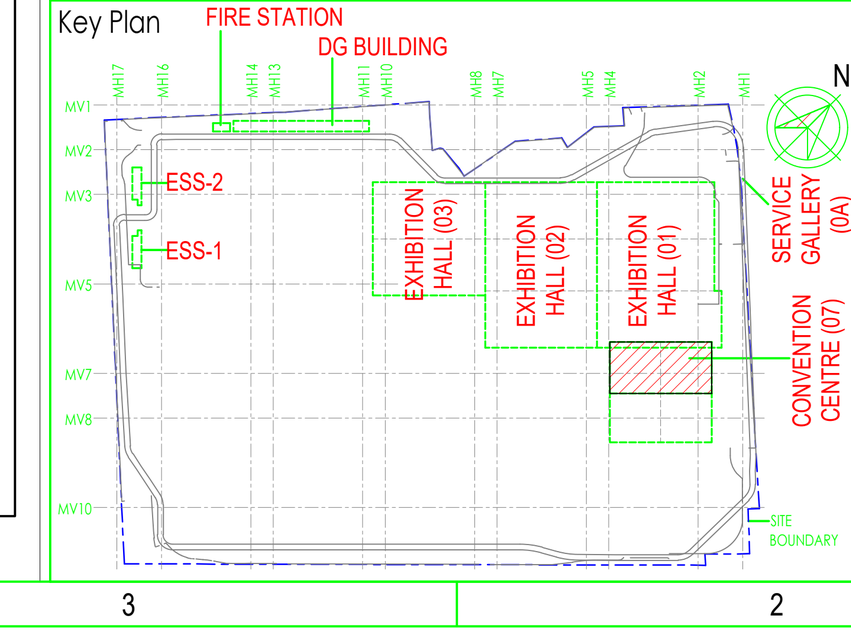

Owner / Employer
India International Convention & Exhibition Centre Limited
Room No. 452A, Ministry of Commerce & Industry, DIPP, Udyog Bhawan, New Delhi - 110011, India
Department of Industrial Policy and Promotion Ministry of Commerce & Industry Government of India

Knowledge Partner
Delhi Mumbai Industrial Corridor Development Corporation
Room No 341 B, 3rd Floor Hotel Ashok, Diplomatic Enclave, 50B Chankyapuri, New Delhi - 110021

Employer's Representative
Employer's Engineer
Programme Management Consultant (PMC)
AECOM

Preliminary Engineering Architecture Consultants (PEAC)
idom — Av. Del Monasterio de El Escorial, 4, 28049 Madrid, Spain
CP KUKREJA ARCHITECTS — No.D-1, Ashirwad Building, Green Park, New Delhi, Delhi 110016, India

EPC Contractor
L&T Construction Buildings & Factories
Mount Poonamallee Road, Manapakkam, P.B.No.979, Chennai – 600 089

EPC Contractor's Representatives
Design Consultant
Engineering Design and Research Center (EDRC)
L&T Construction - Buildings & Factories

Architectural Consultant
Arcop Associates Pvt. Ltd.
A-15, Pampose Enclave , G.K.-1
New Delhi, Delhi 110048, India

Structural Proof Consultant
Indian Institute of Technology (IIT) Madras
Sardar Patel Rd, Opposite to C, L.R.I, Adyar, Chennai, Tamil Nadu 600036

MEP Proof Consultant
Egis India Consulting Engineers Pvt. Ltd.
Plot No. 66, Sector 32, Institutional Area, Opp: Zenatix Solutions, Gurugram, Haryana 122001

ICT Proof Consultant
CKR Consulting Engineers Pvt. Ltd.
#47/1, 3rd Floor, Narayana Arcade, Subbaramachetty Road, Netkalappa Circle, Basavanagudi, Bengaluru - 560004

Certification
EPC Contractor
Design Consultant
Architectural Consultant
Proof Consultant
Structural | MEP | ICT
PEAC
Issued by:
Employer / Employer's Engineer

REV	DESCRIPTION	DATE	DSGN	DRWN	CHKD	APPD
R0	ISSUED AS GOOD FOR CONSTRUCTION	13.01.20	BVH	SS	MSK	GNR

Revisions

ARCHITECTURE			FPS		
STRUCTURAL			PIPING		
ELECTRICAL			PHE		
ELV SYSTEM			GIS		
HVAC			GEOTECH.		
CHECKED BY	SIGN	DATE	CHECKED BY	SIGN	DATE

EPC Contractor
L&T Construction Buildings & Factories
JOB No : O17203

Project Name
DESIGN AND CONSTRUCTION OF INDIA INTERNATIONAL CONVENTIONAL & EXPO CENTRE
SECTOR 25,DWARKA,NEW DELHI,INDIA

Drawing Status
GOOD FOR CONSTRUCTION (GFC)

Drawing No			Rev. No
L	07	1000	R0

Title :
CONVENTION CENTRE-GROUND FLOOR -OVER ALL ELV SYSTEM LAYOUT

EDRC DWG No :	Scale	Sheet Size
O17203-L-SP-07-LV-1000	AS INDICATED	A0

This drawing is the property of L&T Construction, B&F-EDRC and must not be passed on to any person or body not authorised by us to receive it nor be copied or otherwise made use either in full or in part by such person or body without our prior permission in writing.

O17203 - L - 07 - 1000 (CONVENTION CENTRE-GF-OVER ALL ELV SYSTEM LAYOUT)