P3
N : 3159864.5170
E : 699202.4170

P4
N : 3160777.1860
E : 699848.9740

P5
N : 3160078.465
E : 699879.650

P2
N : 3159418.6340
E : 699863.0040

P2a
N : 3159481.6480
E : 699908.4560

P1
N : 3160337.4270
E : 700539.6940

DISTRICT PARK/MASTER PLAN GREEN

SITE BOUNDARY

12MT. SETBACK LINE

15MT. SETBACK LINE

TBM Lowering Hatch for Future expansion of DMRC

PHASE-2 LINE

PHASE-2

SERVICE GALLERY BELOW

PARKING

Exhibition Hall 5

Exhibition Hall 4

EXHIBITION HALL- 03
COMMON SERVICES BUILDING BELOW

EXHIBITION HALL - 02

EXHIBITION HALL - 01

BASEMENT PROFILE

FOYER - 02

FOYER - 01

9MT. WIDE FIRE TENDER PATH

OPEN EXHIBITION AREA

Open Exhibition Area

CONVENTION CENTRE

CC PARKING BELOW

ENTRY/EXIT RAMP-01

ENTRY/EXIT RAMP-02

ENTRY/EXIT RAMP-04

EXIT RAMP-03

EXISTING RAMP

ON HOLD AS/PMC LETTER NO. 1654

DMRC STATION BELOW

NHAI FLYOVER

NHAI SUBWAY

FLYOVER ABOVE

Museum

Office

Retail +Metro

Retail

Arena

3* Hotel

4* Hotel

5* Hotel

GATE-1 GATE-2 GATE-3 GATE-4 GATE-5 GATE-6 GATE-7 GATE-8 GATE-9 GATE-10 GATE-11 GATE-12 GATE-13 GATE-13A GATE-13B GATE-14 GATE-15 GATE-16 GATE-17 GATE-18

START POINT OF MCE4 BY NHAI

START POINT OF SUBWAY BY NHAI

START POINT OF MCE2 BY NHAI

TOILET TYPE-2

TOILET TYPE-3

EPCC EXPRESSED A CONTRACTUAL CONCERN ON THE CLOUD MARKED AREA

COMPOUND WALL

Building Legend

01 Exhibition Hall-1
02 Exhibition Hall-2
03 Common Services below EH-3
05 Convention Center
07 Open Exhibition Area
12 HSD Yard
30 DG Yard Building
30(A) Electrical Sub-Station Services-1
30(B) Electrical Sub-Station Services-2
31 Fire station, Disaster Management Centre, Security building
38 CC Parking
39 Swachh Delhi Toilet (4 NOS.)

NOTE:
1. ALL DIMENSIONS ARE IN METRE.
2. THIS DRAWINGS TO BE READ IN CONJUNCTION WITH ALL RELEVANT ARCHITECTURE, LANDSCAPE, STRUCTURE AND MEP DRAWINGS.
3. ALL EXTERNAL & INTERNAL GATE LOCATIONS TO BE REFERED FROM 1100 SERIES OF LANDSCAPE DWGS.

DMRC LEGENDS
EST- EMERGENCY STAIRCASE
FST- FIREMEAN STAIRCASE
AES- ESCALATOR + STAIRCASE
ALT- LIFT

LEGEND
SITE BOUNDARY
DMRC SUBWAY/STATION
SETBACK LINE
PHASE-2

LEGEND (EXACT LOCATION)
BUILDING LINE PHASE-1
BASEMENT LINE PHASE-1
BASEMENT LINE PHASE-2
SERVICE GALLERY

SITE AREA = 89.72 Ha
= 8,97,200 SQM

Key Plan

Owner / Employer
India International Convention & Exhibition Centre Limited
Room No. 452A, Ministry of Commerce & Industry, DIPP, Udyog Bhawan, New Delhi-110011, India
Department of Industrial Policy and Promotion Ministry of Commerce & Industry Government of India

Knowledge Partner
Delhi Mumbai Industrial Corridor Development Corporation
Room No 341 B, 3rd Floor Hotel Ashok, Diplomatic Enclave, 50B Chanakyapuri, New Delhi - 110021

Employer's Representative
Employer Engineer
Programme Management Consultant (PMC)
AECOM

Preliminary Engineering Architecture Consultants (PEAC)
idom
Av. Del Monasterio str 8 Escorial, 4, 28049 Madrid, Spain
CPKUKREJA ARCHITECTS
No.D-1, Ashirwad Building, Green Park, New Delhi, Delhi 110016, India

EPC Contractor
L&T Construction
Buildings & Factories
Mount Poonamallee Road, Manapakkam, P.B.No.979, Chennai - 600 089

EPC Contractor's Representatives
Design Consultant
Engineering Design and Research Center (EDRC)
L&T Construction - Buildings & Factories

Architectural Consultant
ARCOP
Arcop Associates Pvt. Ltd.
A-13, Pampose Enclave , G.K.-I New Delhi, Delhi 110048, India

Structural Proof Consultant
Indian Institute of Technology (IIT) Madras
Sardar Patel Rd, Opposite to C. L.R.I. Adyar, Chennai, Tamil Nadu 600036

MEP Proof Consultant
egis
Egis India Consulting Engineers Pvt. Ltd.
Plot No.44, Sector 32, Institutional Area, Opp: Zenarts Solutions, Gurugram, Haryana 122001

ICT Proof Consultant
CKR
CKR Consulting Engineers Pvt. Ltd.
#431, 3rd Floor, Narayana Arcade, Subbanamachetty Road, Nehrubappa Circle, Basavanagudi, Bengaluru - 560004

Certification

EPC Contractor		
Design Consultant		
Architectural Consultant		
Proof Consultant		
Structural	MEP	ICT
PEAC		

Issued by:
Employer / Employer's Engineer

Rev	Issued for GOOD FOR CONSTRUCTION (GFC)	26.05.20	NI	HV	AM	AG
Rev	DESCRIPTION	DATE	DSGN	DRWN	CHKD	APPD

Revisions

ARCHITECTURE			FPS		
STRUCTURAL			PHE		
ELECTRICAL			GEOTECH.		
ELV SYSTEM					
HVAC					
CHECKED BY	SIGN	DATE	CHECKED BY	SIGN	DATE

EPC Contractor
L&T Construction
Buildings & Factories

JOB No : O17203

Project Name
DESIGN AND CONSTRUCTION OF INDIA INTERNATIONAL CONVENTION & EXPO CENTRE
SECTOR 25, DWARKA, NEW DELHI, INDIA

Drawing Status
GOOD FOR CONSTRUCTION (GFC)

Drawing No			Rev. No
A	00	0003	R0

Title :
MASTER PLAN PHASE-1

EDRC DWG No :
O17203-A-SP-00-WD-0003

Scale	Sheet Size
1:1250	A0

This drawing is the property of L&T Construction, L&T-EDRC and must not be passed on to any person or body not authorised by us to receive it nor be copied or otherwise made use either in full or part by such person or body without our prior permission in writing.

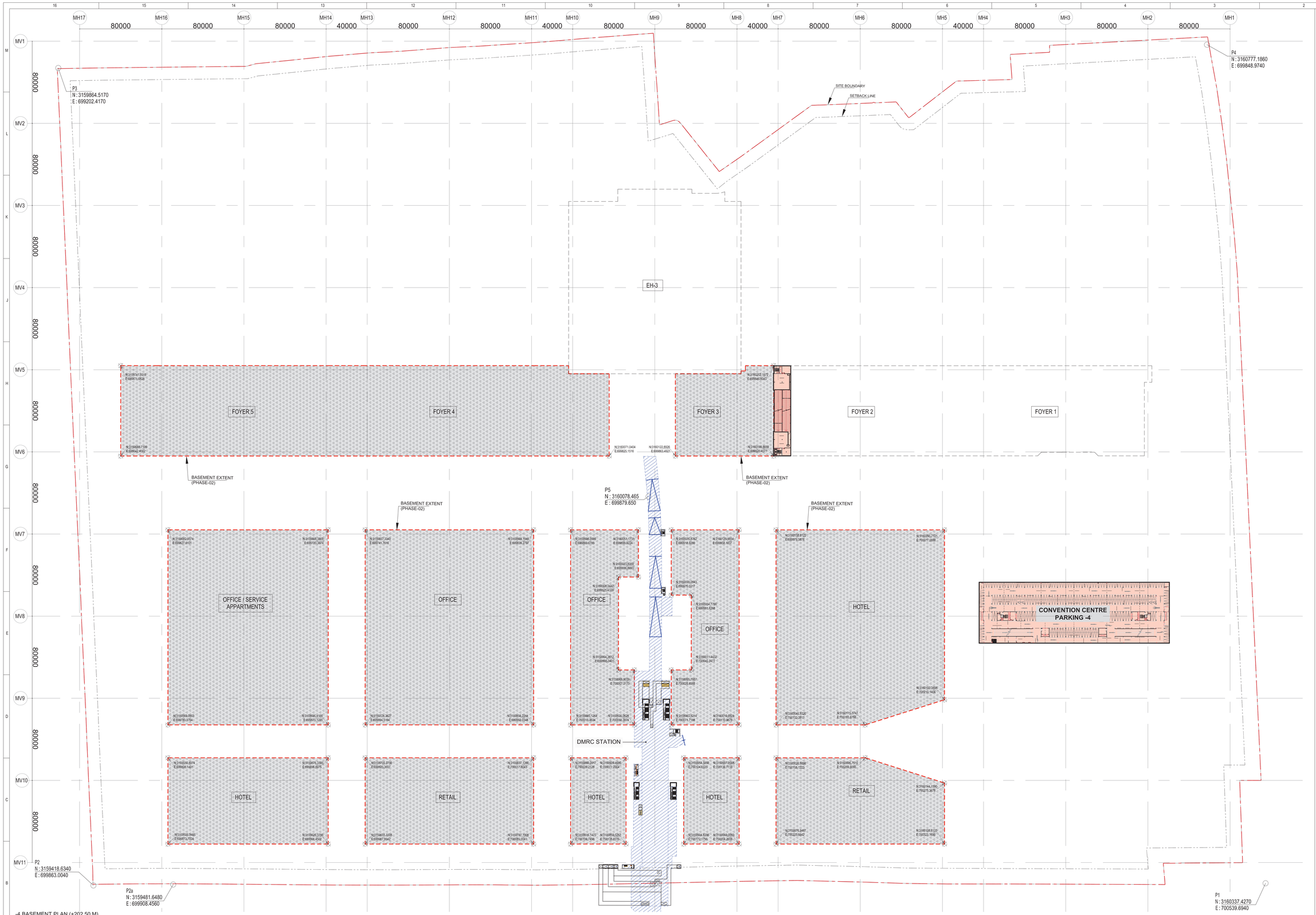

-4 BASEMENT PLAN (+202.50 M)

SCALE: 1:1200

NORTH:

LEGEND:

- RC Wall / Column
- 200mm THK Block Work Unless Specified
- Grid Line
- Trench With Precast Slab As/Str
- Trench With Chequered Plate As/Str

ABBREVIATION:

FFL - FINISHED FLOOR LEVEL
FRL - FORMED ROAD LEVEL
FPL - FORMED PAVEMENT LEVEL
FHC - FIRE HOSE CABINET
LVL - LEVEL
ELEC - ELECTRICAL
ELV - EXTRA LOW VOLTAGE
AHU - AIR HANDLING UNIT
PHE - PUBLIC HEALTH ENGINEERING

NOTES:

1. ALL DIMENSIONS ARE IN MILLIMETERS, LEVELS IN METERS AND ANGLES IN DEGREES UNLESS OTHERWISE NOTED.
2. THE DRAWING IS TO BE READ AND NOT TO BE SCALED; ONLY WRITTEN DIMENSIONS IN ALL CASES SHALL BE FOLLOWED.
3. THE DRAWING SHALL BE READ IN CONJUNCTION WITH ALL RELEVANT ARCHITECTURAL, STRUCTURAL AND SERVICE DRAWINGS.
4. ALL DIMENSIONS SHALL BE VERIFIED ON SITE PRIOR TO START OF WORK AND ANY DISCREPANCY SHALL BE BROUGHT TO THE NOTICE OF THE ARCHITECT.
5. WINDOW OPENINGS TO BE FINALIZED AS/PER ELEVATION.
6. ALL LEVELS MENTIONED IN DRGS ARE FROM FFL.

- PHASE-1
- PHASE-2
- RAMPS
- DMRC

Key Plan

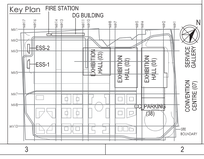

Owner / Employer

India International Convention & Exhibition Centre Limited
Room No. 452A, Ministry of Commerce & Industry, DIPP, Udyog Bhawan, New Delhi-110011, India

Department of Industrial Policy and Promotion Ministry of Commerce & Industry Government of India

Knowledge Partner

Delhi Mumbai Industrial Corridor Development Corporation
Room No 341 B, 3rd Floor Hotel Ashok, Diplomatic Enclave, 50B Chanakyapuri, New Delhi - 110021

Employer's Representative

Employer Engineer
Programme Management Consultant (PMC)

AECOM

Preliminary Engineering Architecture Consultants (PEAC)

idom
Av. Del Monasterio de El Escorial, 4, 28049 Madrid, Spain

CPKUKREJA ARCHITECTS
No.D-1, Ashirwad Building, Green Park, New Delhi, Delhi 110016, India

EPC Contractor

L&T Construction
Buildings & Factories
Mount Poonamallee Road, Manapakkam, P.B.No.979, Chennai - 600 089

EPC Contractor's Representatives

Design Consultant
Engineering Design and Research Center (EDRC)
L&T Construction - Buildings & Factories

Architectural Consultant

ARCOP
Arcop Associates Pvt. Ltd.
A-13, Pampose Enclave , G.K.-I
New Delhi, Delhi 110048, India

Structural Proof Consultant

Indian Institute of Technology (IIT) Madras
Sardar Patel Rd, Opposite to C. L.R.I, Adyar, Chennai, Tamil Nadu 600036

MEP Proof Consultant

egis
Egis India Consulting Engineers Pvt. Ltd.
Plot No. 66, Sector 32, Institutional Area, Opp: Zenatis Solutions, Gurugram, Haryana 122001

ICT Proof Consultant

CKR
CKR Consulting Engineers Pvt. Ltd.
#401, 3rd Floor, Narayana Arcade, Subbannachetty Road, Nehrubappa Circle, Basavanagudi, Bengaluru - 560004

Certification

EPC Contractor | Design Consultant | Architectural Consultant | Proof Consultant (Structural | MEP | ICT) | PEAC

Issued by:
Employer / Employer's Engineer

REV	DESCRIPTION	DATE	DSGN	DRWN	CHKD	APPD
R0	ISSUED FOR GFC	06.05.20	RK	HV	AM	AG

Revisions

ARCHITECTURE			FPS		
STRUCTURAL			PHE		
ELECTRICAL			GEOTECH.		
ELV SYSTEM					
HVAC					
CHECKED BY	SIGN	DATE	CHECKED BY	SIGN	DATE

EPC Contractor
L&T Construction
Buildings & Factories

JOB No : O17203

Project Name
DESIGN AND CONSTRUCTION OF INDIA INTERNATIONAL CONVENTION & EXPO CENTRE
SECTOR 25, DWARKA, NEW DELHI, INDIA

Drawing Status
GOOD FOR CONSTRUCTION (GFC)

Drawing No			Rev. No
A	00	0051	R0

Title :
COMBINED BASEMENT -4 FLOOR OVERALL PLAN

EDRC DWG No :	Scale	Sheet Size
O17203-A-SP-00-WD-0051	1:1200	A0

This drawing is the property of L&T Construction, EDRC (EDRC) and must not be passed on to any person or body not authorised by us to receive it nor be copied or otherwise made use either in full or in part by such person or body without our prior permission in writing.

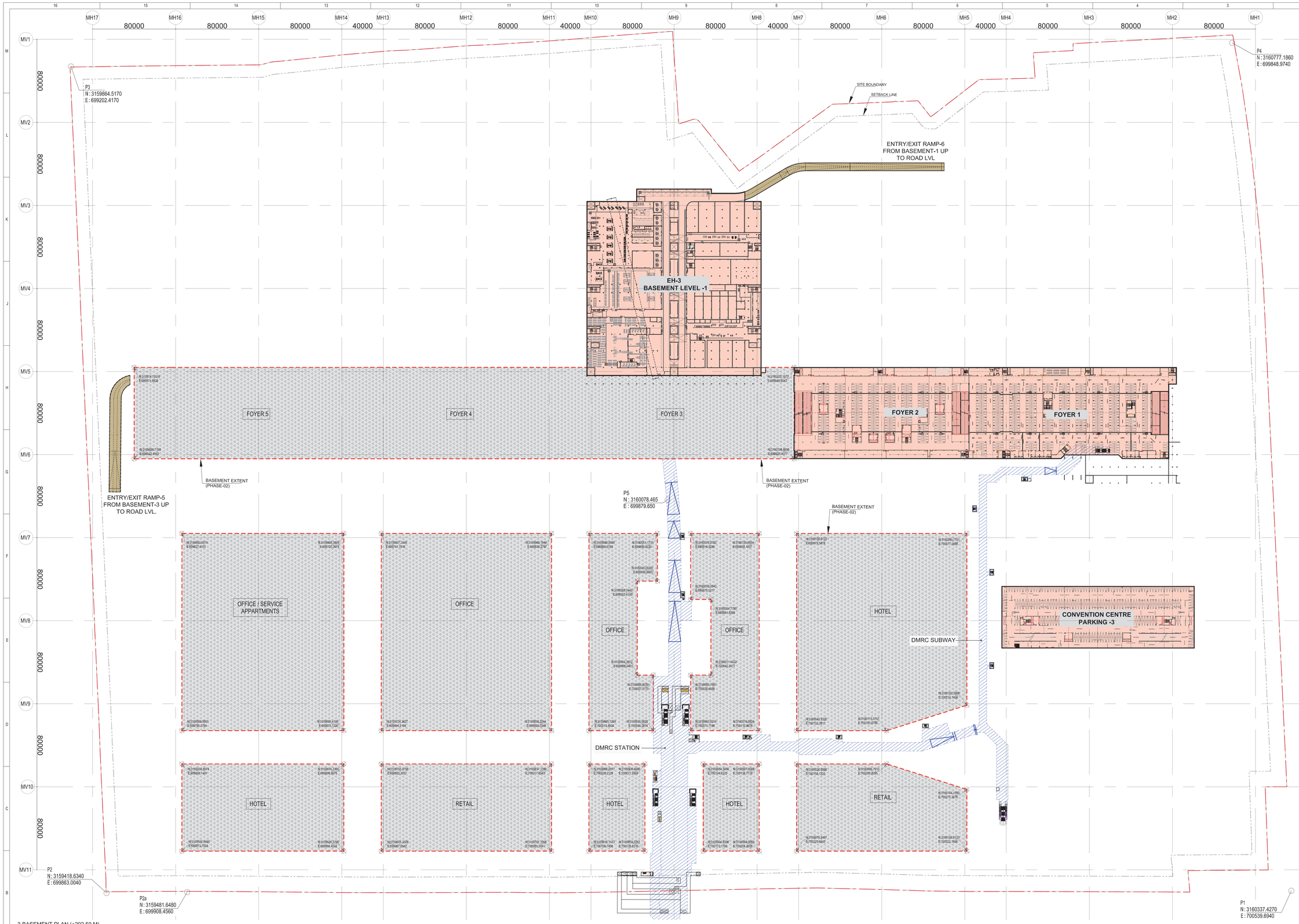

-3 BASEMENT PLAN (+202.50 M)

SCALE: 1:1200

NORTH:

LEGEND:
- RC Wall / Column
- 200mm THK Block Work Unless Specified
- GAS Line
- Trench With Precast Slab As/Str
- Trench With Chequered Plate As/Str

ABBREVIATION:

FFL - FINISHED FLOOR LEVEL
FRL - FORMED ROAD LEVEL
FPL - FORMED PAVEMENT LEVEL
FHC - FIRE HOSE CABINET
LVL - LEVEL
ELEC - ELECTRICAL
ELV - EXTRA LOW VOLTAGE
AHU - AIR HANDLING UNIT
PHE - PUBLIC HEALTH ENGINEERING

NOTES:

1. ALL DIMENSIONS ARE IN MILLIMETERS, LEVELS IN METERS AND ANGLES IN DEGREES UNLESS OTHERWISE NOTED.
2. THE DRAWING IS TO BE READ AND NOT TO BE SCALED; ONLY WRITTEN DIMENSIONS IN ALL CASES SHALL BE FOLLOWED.
3. THE DRAWING SHALL BE READ IN CONJUNCTION WITH ALL RELEVANT ARCHITECTURAL, STRUCTURAL AND SERVICE DRAWINGS.
4. ALL DIMENSIONS SHALL BE VERIFIED ON SITE PRIOR TO START OF WORK AND ANY DISCREPANCY SHALL BE BROUGHT TO THE NOTICE OF THE ARCHITECT.
5. WINDOW OPENINGS TO BE FINALIZED AS/PER ELEVATION.
6. ALL LEVELS MENTIONED IN DRGS ARE FROM FFL.

- PHASE-1
- PHASE-2
- RAMPS
- DMRC

Key Plan

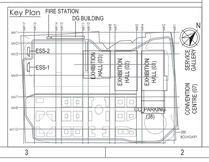

Owner / Employer

India International Convention & Exhibition Centre Limited
Room No. 452A, Ministry of Commerce & Industry, DIPP, Udyog Bhawan, New Delhi-110011, India

Department of Industrial Policy and Promotion Ministry of Commerce & Industry Government of India

Knowledge Partner

Delhi Mumbai Industrial Corridor Development Corporation
Room No 341 B, 3rd Floor Hotel Ashok, Diplomatic Enclave, 50B Chanakyapuri, New Delhi - 110021

Employer's Representative

Employer Engineer
Programme Management Consultant (PMC)

AECOM

Preliminary Engineering Architecture Consultants (PEAC)

idom
Av. Del Monasterio de El Escorial, 4, 28049 Madrid, Spain

CPKUKREJA ARCHITECTS
No.D-1, Ashirwad Building, Green Park, New Delhi, Delhi 110016, India

EPC Contractor

L&T Construction
Buildings & Factories
Mount Poonamallee Road, Manapakkam, P.B.No.979, Chennai - 600 089

EPC Contractor's Representatives

Design Consultant
Engineering Design and Research Center (EDRC)
L&T Construction - Buildings & Factories

Architectural Consultant

ARCOP
Arcop Associates Pvt. Ltd.
A-13, Pampose Enclave , G.K.-I New Delhi, Delhi 110048, India

Structural Proof Consultant

Indian Institute of Technology (IIT) Madras
Sardar Patel Rd, Opposite to C. L.R.I, Adyar, Chennai, Tamil Nadu 600036

MEP Proof Consultant

egis
Egis India Consulting Engineers Pvt. Ltd.
Plot No.46, Sector 32, Institutional Area, Opp: Zenatix Solutions, Gurugram, Haryana 122001

ICT Proof Consultant

CKR
CKR Consulting Engineers Pvt. Ltd.
#401, 3rd Floor, Narayana Arcade, Subbannachetty Road, Nehrubappa Circle, Basavanagudi, Bengaluru - 560004

Certification

EPC Contractor	
Design Consultant	
Architectural Consultant	
Proof Consultant	
Structural	MEP / ICT
PEAC	

Issued by:
Employer / Employer's Engineer

REV	DESCRIPTION	DATE	DSGN	DRWN	CHKD	APPD
R0	ISSUED FOR GFC	06.05.22	RK	VKV	AVK	AG

Revisions

ARCHITECTURE			FPS		
STRUCTURAL			PHE		
ELECTRICAL			GEOTECH.		
ELV SYSTEM					
HVAC					
CHECKED BY	SIGN	DATE	CHECKED BY	SIGN	DATE

EPC Contractor
L&T Construction
Buildings & Factories

JOB No : 017203

Project Name
DESIGN AND CONSTRUCTION OF INDIA INTERNATIONAL CONVENTION & EXPO CENTRE
SECTOR 25, DWARKA, NEW DELHI, INDIA

Drawing Status
GOOD FOR CONSTRUCTION (GFC)

Drawing No			Rev. No
A	00	0052	R0

Title :
COMBINED BASEMENT -3 FLOOR OVERALL PLAN

EDRC DWG No :	Scale	Sheet Size
017203-A-SP-00-WD-0052	1:1200	A0

This drawing is the property of L&T Construction, EDRC and must not be passed on to any person or body not authorised by us to receive it or copied or otherwise made use of in part or in whole by such person or body without our prior permission in writing.

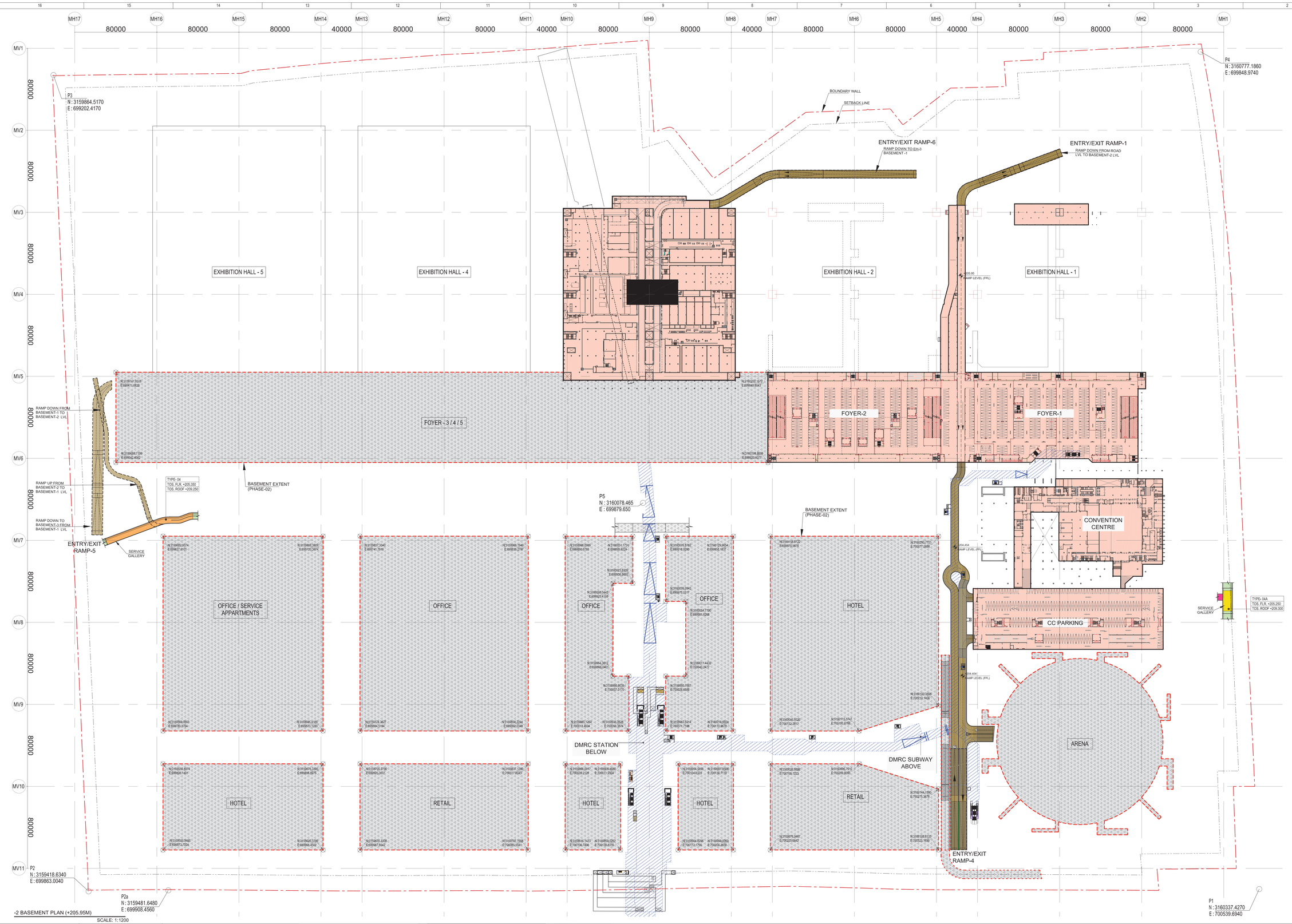

-2 BASEMENT PLAN (+205.95M)

SCALE: 1:1200

NORTH:

LEGEND:
- RC Wall / Column
- 200mm THK Block Work Unless Specified
- Grid Line

ABBREVIATION:

FFL - FINISHED FLOOR LEVEL
FRL - FORMED ROAD LEVEL
FPL - FORMED PAVEMENT LEVEL
FHC - FIRE HOSE CABINET
LVL - LEVEL
ELEC - ELECTRICAL
ELV - EXTRA LOW VOLTAGE
AHU - AIR HANDLING UNIT
PHE - PUBLIC HEALTH ENGINEERING

NOTES:

1. ALL DIMENSIONS ARE IN MILLIMETERS, LEVELS IN METERS AND ANGLES IN DEGREES UNLESS OTHERWISE NOTED.
2. THE DRAWING IS TO BE READ AND NOT TO BE SCALED; ONLY WRITTEN DIMENSIONS IN ALL CASES SHALL BE FOLLOWED.
3. THE DRAWING SHALL BE READ IN CONJUNCTION WITH ALL RELEVANT ARCHITECTURAL, STRUCTURAL AND SERVICE DRAWINGS.
4. ALL DIMENSIONS SHALL BE VERIFIED ON SITE PRIOR TO START OF WORK AND ANY DISCREPANCY SHALL BE BROUGHT TO THE NOTICE OF THE ARCHITECT.
5. WINDOW OPENINGS TO BE FINALIZED AS PER ELEVATION.
6. ALL LEVELS MENTIONED IN DRGS ARE FROM FFL.
7. REFER THIS DRAWING FOR INFORMATION ONLY.

LEGEND :

COLOUR	TYPE	TOS. (TOP OF STRUCTURE) FLOOR LVL	TOS. (TOP OF STRUCTURE) ROOF LVL	WIDTH
	TYPE-1	+208.800m	+212.700m	9.0m
	TYPE-2	+206.000m	+210.050m	9.0m
	TYPE-2A	+206.950m	+211.100m	9.0m
	TYPE-3	+208.600m	+212.700m	6.0m
	TYPE-3A	+207.550m	+211.550m	6.0m
	TYPE-4	+205.350m	+209.250m	6.0m
	TYPE-4A	+205.250m	+209.300m	9.0m
	TYPE-5	+208.800m	+212.700m	9.0m
	TYPE-6	+206.000m	+212.600m	9.0m

LEGEND :

COLOUR	TYPE	TOS. (TOP OF STRUCTURE) FLOOR LVL	TOS. (TOP OF STRUCTURE) ROOF LVL	WIDTH
	TYPE-7	+207.600m	+211.800m	20.10m
	RAMP	REFER SEPARATE DRAWINGS FOR RAMPS		
FHC	FRESH AIR TOWER			
EAHC	EXHAUST AIR TOWER			
BTR	BRANCH TRENCH			
	EXPANSION JOINT (EJ)			

	PHASE-1
	PHASE-2
	RAMPS
	DMRC

Key Plan

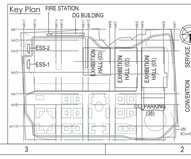

Owner / Employer

India International Convention & Exhibition Centre Limited
Room No. 452A, Ministry of Commerce & Industry, DIPP, Udyog Bhawan, New Delhi-110011, India

Department of Industrial Policy and Promotion Ministry of Commerce & Industry Government of India

Knowledge Partner

Delhi Mumbai Industrial Corridor Development Corporation
Room No 341 B, 3rd Floor Hotel Ashok, Diplomatic Enclave, 50B Chanakyapuri, New Delhi - 110021

Employer's Representative

Employer Engineer
Programme Management Consultant (PMC)

AECOM

Preliminary Engineering Architecture Consultants (PEAC)

idom
Av. Del Monasterio de El Escorial, 4, 28049 Madrid, Spain

CPKUKREJA ARCHITECTS
No.D-1, Ashirwad Building, Green Park, New Delhi, Delhi 110016, India

EPC Contractor

L&T Construction
Buildings & Factories
Mount Poonamallee Road, Manapakkam, P.B.No.979, Chennai - 600 089

EPC Contractor's Representatives

Design Consultant
Engineering Design and Research Center (EDRC)
L&T Construction - Buildings & Factories

Architectural Consultant

ARCOP
Arcop Associates Pvt. Ltd.
A-13, Pampose Enclave , G.K.-I
New Delhi, Delhi 110048, India

Structural Proof Consultant

Indian Institute of Technology (IIT) Madras
Sardar Patel Rd, Opposite to C. L.R.I, Adyar, Chennai, Tamil Nadu 600036

MEP Proof Consultant

egis
Egis India Consulting Engineers Pvt. Ltd.
Plot No. 66, Sector 32, Institutional Area, Opp: Zenatix Solutions, Gurugram, Haryana 122001

ICT Proof Consultant

CKR
CKR Consulting Engineers Pvt. Ltd.
#401, 3rd Floor, Narayana Arcade, Subramanyachetty Road, Nehrubappa Circle, Basavanagudi, Bengaluru - 560004

Certification

EPC Contractor

Design Consultant

Architectural Consultant

Proof Consultant

Structural	MEP	ICT

PEAC

Issued by:
Employer / Employer's Engineer

REV	DESCRIPTION	DATE	DSGN	DRWN	CHKD	APPD
R0	ISSUED FOR GFC	06.03.23	PB	VM	AM	AG

Revisions

ARCHITECTURE			FPS		
STRUCTURAL			PHE		
ELECTRICAL			GEOTECH.		
ELV SYSTEM					
HVAC					
CHECKED BY	SIGN	DATE	CHECKED BY	SIGN	DATE

EPC Contractor
L&T Construction Buildings & Factories

JOB No : 017203

Project Name
DESIGN AND CONSTRUCTION OF INDIA INTERNATIONAL CONVENTION & EXPO CENTRE
SECTOR 25, DWARKA, NEW DELHI, INDIA

Drawing Status
GOOD FOR CONSTRUCTION (GFC)

Drawing No			Rev. No
A	00	0053	R0

Title :
COMBINED BASEMENT -2 FLOOR OVERALL PLAN

EDRC DWG No :
017203-A-SP-00-WD-0053

Scale	Sheet Size
1:1200	A0

This drawing is the property of L&T Construction. Both (EDRC and I&F) shall not be passed on to any person or body not authorised by us to receive it nor the copyright or otherwise vide use either in full or in part by such person or body without our prior permission in writing.

P3
N : 3159864.5170
E : 699202.4170

P4
N : 3160777.1860
E : 699848.9740

P5
N : 3160078.465
E : 699879.650

P2
N : 3159418.6340
E : 699863.0040

P2a
N : 3159481.6480
E : 699908.4560

P1
N : 3160337.4270
E : 700539.6940

FIRE STATION

HSD YARD

DG YARD BUILDING

SITE BOUNDARY

SETBACK LINE

ENTRY/EXIT RAMP-6
RAMP DOWN TO EH-3 BASEMENT -1

ENTRY/EXIT RAMP-1
RAMP UP TO ROAD LVL FROM BASEMENT-1 LVL

RAMP DOWN FROM ROAD LVL TO BASEMENT-2 LVL

RAMP DOWN FROM ROAD LVL TO BASEMENT-1 LVL

ESS -2

ESS -1

EH 5

EH 4

EH-3
BASEMENT LEVEL -1

EH 2
BASEMENT LEVEL -1

EH 1
BASEMENT LEVEL -1

RAMP DOWN FROM ROAD LVL TO BASEMENT-1LVL

RAMP DOWN FROM BASEMENT-1 TO BASEMENT-2 LVL

RAMP UP FROM BASEMENT-2 TO BASEMENT-1 LVL

RAMP DOWN TO BASEMENT-2 FROM BASEMENT-1 LVL

RAMP UP TO ROAD LVL FROM BASEMENT-1 LVL

RAMP DOWN FROM ROAD LVL TO BASEMENT-1 LVL

RAMP DOWN FROM ROAD LVL TO BASEMENT-3 LVL

ENTRY/EXIT RAMP-5

RAMP DOWN TO OC LOADING DOCK FROM ROAD LVL

ENTRY/EXIT RAMP-2

FOYER 5

FOYER 4

FOYER 3

FOYER 2

FOYER 1

ON HOLD AS PMC LETTER NO. 1654

BASEMENT EXTENT (PHASE-02)

BUILDING PROFILE (PHASE-02)

BASEMENT EXTENT (PHASE-02)

BUILDING PROFILE (PHASE-02)

CONVENTION CENTRE

CONVENTION CENTRE PARKING -1

EXIT RAMP-3
RAMP UP TO ROAD LVL FROM BASEMENT-1 LVL

ARENA

OFFICE/ SERVICE APARTMENTS

OFFICE

OFFICE

OFFICE

HOTEL

DMRC STATION BELOW

HOTEL

RETAIL

HOTEL

HOTEL

RETAIL

ENTRY/EXIT RAMP-4
RAMP UP FROM BASEMENT-2 LVL TO ROAD LVL

RAMP DOWN TO BASEMENT-2 FROM ROAD LVL

SERVICE GALLERY

TYPE- 01
TOS. FLR. +208.800
TOS. ROOF +212.700

TYPE- 02
TOS. FLR. +206.000
TOS. ROOF +210.050

TYPE- 03
TOS. FLR. +208.800
TOS. ROOF +212.650

TYPE- 04
TOS. FLR. +205.350
TOS. ROOF +209.250

TYPE- 05
TOS. FLR. +208.800
TOS. ROOF +212.700

TYPE- 06
TOS. FLR. +206.000
TOS. ROOF +212.600

TYPE- 07
TOS. FLR. +207.600
TOS. ROOF +211.800

TYPE- 3A
TOS. FLR. +207.550
TOS. ROOF +211.550

TYPE- 02A
TOS. FLR. +205.250
TOS. ROOF +209.300

TYPE- 2A
TOS. FLR. +206.950
TOS. ROOF +211.100

-1 BASEMENT PLAN (+209.40 M)

SCALE: 1:1200

NORTH:

LEGEND:
- RC Wall / Column
- 200mm THK Block Work Unless Specified
- Grid Line

ABBREVIATION:
- FFL - FINISHED FLOOR LEVEL
- FRL - FORMED ROAD LEVEL
- FPL - FORMED PAVEMENT LEVEL
- FHC - FIRE HOSE CABINET
- LVL - LEVEL
- ELEC - ELECTRICAL
- ELV - EXTRA LOW VOLTAGE
- AHU - AIR HANDLING UNIT
- PHE - PUBLIC HEALTH ENGINEERING

NOTES:
1. ALL DIMENSIONS ARE IN MILLIMETERS, LEVELS IN METERS AND ANGLES IN DEGREES UNLESS OTHERWISE NOTED.
2. THE DRAWING IS TO BE READ AND NOT TO BE SCALED; ONLY WRITTEN DIMENSIONS IN ALL CASES SHALL BE FOLLOWED.
3. THE DRAWING SHALL BE READ IN CONJUNCTION WITH ALL RELEVANT ARCHITECTURAL, STRUCTURAL AND SERVICE DRAWINGS.
4. ALL DIMENSIONS SHALL BE VERIFIED ON SITE PRIOR TO START OF WORK AND ANY DISCREPANCY SHALL BE BROUGHT TO THE NOTICE OF THE ARCHITECT.
5. ALL LEVELS MENTIONED IN DRGS ARE FROM FFL.
6. REFER THIS DRAWING FOR INFORMATION ONLY.

LEGEND : SERVICE GALLERY

COLOUR	TYPE	TOS. (TOP OF STRUCTURE) FLOOR LVL	TOS. (TOP OF STRUCTURE) ROOF LVL.	WIDTH
	TYPE- 1	+208.800m	+212.700m	9.0m
	TYPE- 2	+206.000m	+210.050m	9.0m
	TYPE- 2A	+206.950m	+211.100m	9.0m
	TYPE- 3	+208.800m	+212.700m	6.0m
	TYPE- 3A	+207.550m	+211.550m	6.0m
	TYPE- 4	+205.350m	+209.250m	6.0m
	TYPE- 4A	+205.250m	+209.300m	9.0m
	TYPE- 5	+208.800m	+212.700m	9.0m
	TYPE- 6	+206.000m	+212.600m	9.0m

LEGEND : SERVICE GALLERY

COLOUR	TYPE	TOS. (TOP OF STRUCTURE) FLOOR LVL	TOS. (TOP OF STRUCTURE) ROOF LVL.	WIDTH
	TYPE- 7	+207.600m	+211.800m	20.10m
	RAMP	REFER SEPARATE DRAWINGS FOR RAMPS		
	FRESH AIR TOWER			
	EXHAUST AIR TOWER			
BTR	BRANCH TRENCH			
	EXPANSION JOINT (EJ)			

	PHASE-1
	PHASE-2
	RAMPS
	DMRC

Key Plan

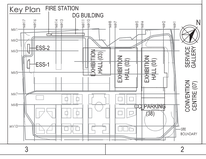

Owner / Employer
India International Convention & Exhibition Centre Limited
Room No. 452A, Ministry of Commerce & Industry, DIPP, Udyog Bhawan, New Delhi-110011, India

Department of Industrial Policy and Promotion Ministry of Commerce & Industry Government of India

Knowledge Partner
Delhi Mumbai Industrial Corridor Development Corporation
Room No 341 B, 3rd Floor Hotel Ashok, Diplomatic Enclave, 50B Chanakyapuri, New Delhi - 110021

Employer's Representative
Employer Engineer
Programme Management Consultant (PMC)
AECOM

Preliminary Engineering Architecture Consultants (PEAC)
idom
Av. Del Monasterio de El Escorial, 4, 28049 Madrid, Spain
CPKUKREJA ARCHITECTS
No.D-1, Ashirwad Building, Green Park, New Delhi, Delhi 110016, India

EPC Contractor
L&T Construction
Buildings & Factories
Mount Poonamallee Road, Manapakkam, P.B.No.979, Chennai - 600 089

EPC Contractor's Representatives
Design Consultant
Engineering Design and Research Center (EDRC)
L&T Construction - Buildings & Factories

Architectural Consultant
ARCOP
Arcop Associates Pvt. Ltd.
A-13, Pampose Enclave , G.K.-I
New Delhi, Delhi 110048, India

Structural Proof Consultant
Indian Institute of Technology (IIT) Madras
Sardar Patel Rd, Opposite to C. L.R.I. Adyar, Chennai, Tamil Nadu 600036

MEP Proof Consultant
egis
Egis India Consulting Engineers Pvt. Ltd.
Plot No. 66, Sector 32, Institutional Area, Opp: Zenotta Solutions, Gurugram, Haryana 122001

ICT Proof Consultant
CKR
CKR Consulting Engineers Pvt. Ltd.
#401, 3rd Floor, Narayana Arcade, Subramanyachetty Road, Nehrubappa Circle, Basavanagudi, Bengaluru - 560004

Certification

EPC Contractor	
Design Consultant	
Architectural Consultant	
Proof Consultant	Structural / MEP / ICT
PEAC	

Issued by:
Employer / Employer's Engineer

RO	ISSUED FOR GFC					
		06.05.20	NI	HV	AM	AG
REV	DESCRIPTION	DATE	DSGN	DRWN	CHKD	APPD

Revisions

ARCHITECTURE			FPS		
STRUCTURAL			PHE		
ELECTRICAL			GEOTECH.		
ELV SYSTEM					
HVAC					
CHECKED BY	SIGN	DATE	CHECKED BY	SIGN	DATE

EPC Contractor
L&T Construction
Buildings & Factories

JOB No : O17203

Project Name
DESIGN AND CONSTRUCTION OF INDIA INTERNATIONAL CONVENTION & EXPO CENTRE
SECTOR 25, DWARKA, NEW DELHI, INDIA

Drawing Status
GOOD FOR CONSTRUCTION (GFC)

Drawing No			Rev. No
A	00	0054	R0

Title :
COMBINED BASEMENT -1 FLOOR OVERALL PLAN

EDRC DWG No :	Scale	Sheet Size
O17203-A-SP-00-WD-0054	1:1200	A0

This drawing is the property of L&T Construction, L&T-EDRC and must not be passed on to any person or body not authorised by us to receive it nor be copied or otherwise made use either in full or in part by such person or body without our prior permission in writing.

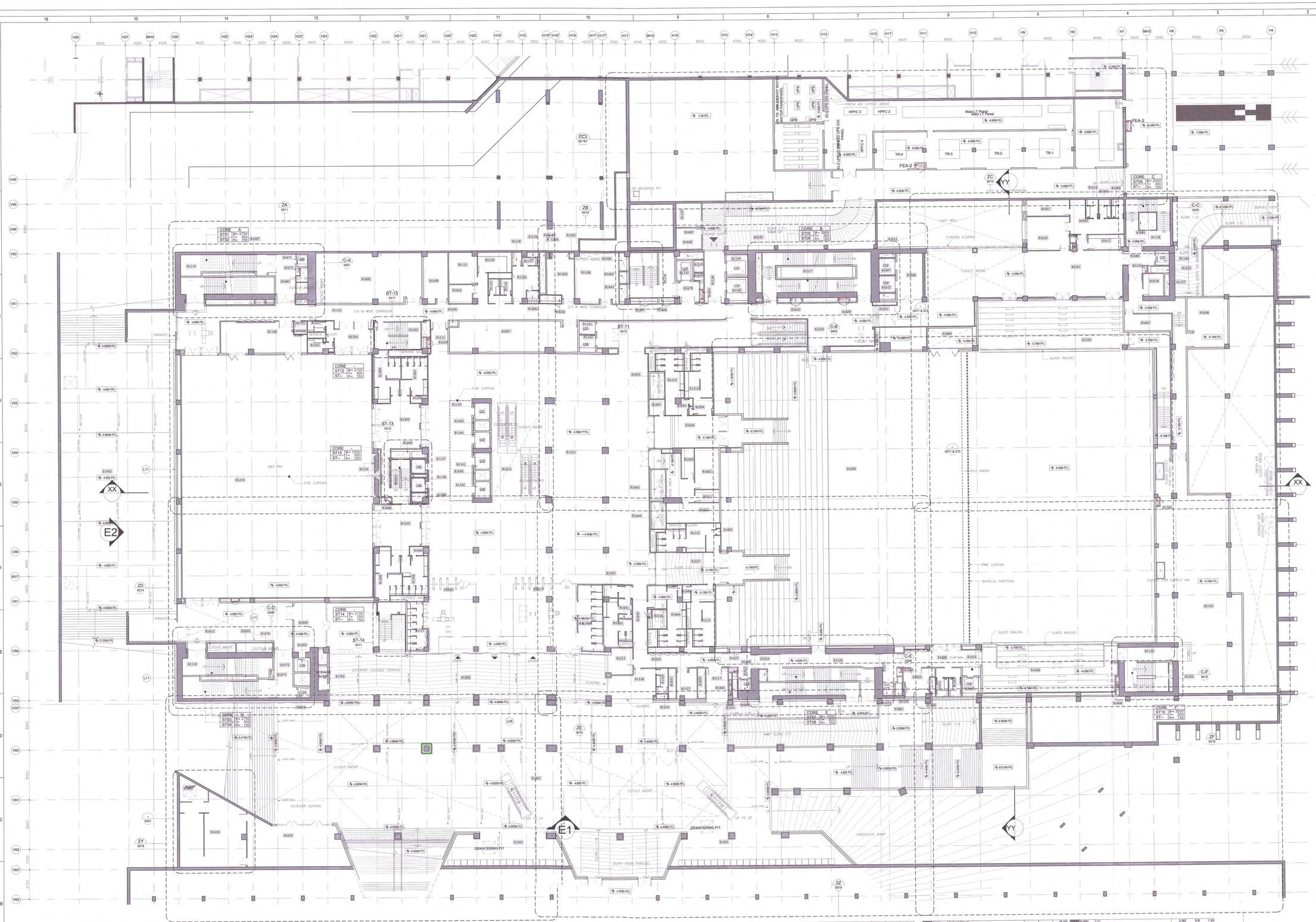
ZA 0011
ZB 0012
ZC 0013
ZD 0014
ZE 0015
ZF 0016
ZK 0019
ZY 0018
YY
XX
E1
E2
ST-11 0413
ST-12 0411
ST-13 0412
ST-14 0411
C-A 0401
C-B 0403
C-C 0409
C-D 0409
C-E 0410
C-F 0410
CORE A ST01 ST02
CORE B ST05 ST06
CORE C ST09 ST04
CORE D ST03 ST04
CORE E ST07 ST08
CORE F ST10 ST--
CORE ST12
CORE ST13
CORE ST14
HPFC 1
HPFC 2
HPFC 3
HPFC 4
Main LT Panel
FEA-1
FEA-2
TR-1
TR-2
TR-3
TR-4
DEWATERING PIT
FIRE CURTAIN
SKYFOLD PARTITION
GLASS RAILING
CURTAIN GLAZING
LANDSCAPE RAMP
ENTRY FROM PARKING
EXTERIOR COVERED TERRACE
OUTDOOR SEATING
SEWAGE GALLERY
SERVICE DUCT
SERVICE ENTRY
CUTOUT ABOVE
SLOPE 1:12
SLOPE 1:14
SLOPE 1:17
PARAPET
-4.900M FFL
-4.850 FFL
-4.650M FFL
-4.800M FFL
-4.850M FFL
-4.900M

	ROOM			
B2100	AUDI LIFT A	2.6	2.08	5.13
B2101	AUDI LIFT B	2.6	2	5.00
B2102	SCR	10.56	4.15	41.71
B2105	HVAC CORE G	7.16	7.2	51.70
B2106	HVAC CORE E	17.42	6.45	111.84
B2107	HVAC CORE F	18.68	6.82	123.00
B2112	LOADING LIFT A	2.6	2.08	5.13
B2116	PARKING CORE	7.3	6.97	50.80
B2117	PARKING LIFT A	2.15	2.2	4.73
B2118	PARKING LIFT B	2.15	2.2	4.73
B2119	SERVICE LIFT A	3.5	3.4	11.90
B2120	SERVICE LIFT B	3.6	3.67	12.85
B2121	STAFF CHANGING RM (F)			81.92
B2122	STAFF CHANGING RM (M)	7.8	12.97	102.46
B2124	STAFF CIRC B			216.85
B2125	EVACUATION CORE F	7.06	7.17	93.55
B2126	STAFF CIRC G			34.02
B2128	STAFF CONTROL ACCESS	3.84	8.71	20.76
B2129	STAFF CONTROL RM	3.41	6.71	19.47
B2131	TECH RM AHU A			851.58
B2132	TECH RM AHU B	9.31	4.44	56.04
B2136	WORKSHOP RM A	8.42	7.87	99.27
B2138	WORKSHOP RM B	11.96	7.87	94.15
B2139	ARTIST CIRC			54.77
B2204	AUDI LIFT LOBBY B	45.84	4.25	284.80
B2205	AUDITORIUM SEATING AREA	50.7	47.26	2349.44
B2206	PUB TOI (F)			43.29
B2208	PUB TOI (M)			49.71
B2301	PARKING LOBBY			148.12
B2302	ARTIFICIAL VEGETATION	7.75	37.5	290.60
B2505	PRE SHAFT	0.65	0.6	3.10
B2600	SECURITY CHECK	3.05	8.74	26.65
B2601	STR	3.16	6.92	78.60
B2602	ELEC RM	6.82	8.31	56.61
B2603	VVIP LIFT LOBBY A	4.37	7.45	32.56
B2604	VVIP LIFT A	2.55	2.6	6.63
B2605	SERVICE LIFT LOBBY	3.3	6.16	20.99
B2606	CCR A	4.82	6.45	28.17
B2607	CENTRAL COMMAND AND CONTROL	27.64	7.86	218.08
B2608	FEA-2	1.5	0.75	1.13
B2610	J.C.	0.6	1.29	0.70
B2612	J.C.	2.56	1.36	3.48
B2613	VVIP LIFT B	2.55	2.6	6.63
B2614	VIP CIRCULATION			139.47
B2615	FEA-1	1.2	0.65	0.78
B2616	LIFT LOBBY PRESS	2.55	0.94	2.40
B2617	ELEC RM	6.69	8.19	54.79
B2618	LOBBY AREA	31.65	12.72	402.59
B2619	AUDITORIUM STAGE	23.94	24.85	59.23
B2620	SERVICE LIFT LOBBY B2	4.17	8.6	27.11
B2621	LOADING BAY MINIMNT OFFICE B	3.29	5.09	16.75
B2623	GARBAGE CHUTE	1.98	1.61	3.19
B2624	WASTE ROOM			13.50
B2625	LIFT LOBBY PRESS SHAFT	1.66	1.15	1.76
B2626	PHE SHAFT	0.47	1.3	0.61
B2628	PHE SHAFT	1.79	0.431	0.84
B2627	VIP LIFT	2.6	2.55	6.63
B2629	FIRE TWIN LIFT E	2	1.6	3.80
B2630	FEA-1	0.6	1.2	0.72
B2635	RA MASONRY TUNNEL			85.36
B2631	PRESS SHAFT	0.62	4.76	2.95
B2632	J.C.	1.61	0.58	1.00
B2634	FEA-2	0.62	2.08	1.29
B2635	ICT SHAFT	0.7	0.82	0.84
B2636	ELEC SHAFT	1.2	2.71	3.26
B2641	PUB TOI A (M)	6.28	4.86	31.09
B2642	PUB TOI A (F)			53.35
B2645	CHWP SHAFT 4	4.43	0.48	2.17
B2646	SEWAGE SUMP	4	2	8.00
B2647	DEWATERING PIT	2	2	4.00
B2648	PLUMB SHAFT	1.69	0.6	1.01
B2649	ST PRESS SHAFT	1.2	2.75	3.26
B2650	DEWATERING PIT	2	2	4.00
B2651	SEWAGE SUMP-LC	2.41	2.61	6.55
B2652	PA TOI	3.13	1.82	5.70
B2653	TOI CIR	3.61	1.63	7.43
B2654	J.C.	0.6	1.55	0.93
B2655	SEWAGE SUMP-LC	2.41	2.61	6.55
B2656	ICT SHAFT	1.6	0.95	0.83
B2657	CHWP SHAFT	3	0.93	2.79
B2658	J.C.	1.4	0.6	0.84
B2659	FEA-2	1.82	0.84	1.26
B2660	HVAC SMOKE EXHAUST SHAFT	11	8.62	8.62
B2661	PHE SHAFT 5	2.07	0.48	1.01
B2662	SMOKE EXHAUST SHAFT	4.28	0.95	4.08
B2663	SMOKE EXHAUST SHAFT	1.2	1.85	2.20
B2664	SA MASONRY TUNNEL	8.12	3.66	29.64
B2665	SA MASONRY TUNNEL	8.12	3.66	29.64
B2666	SEWAGE SUMP	3.32	3.66	11.80
B2667	STORAGE	6.69	36.47	243.66
B2668	LIFT LOBBY PRESS	2.57	0.64	1.64
B2671	SEWAGE SUMP ROOM	2.2	3.6	7.92
B2672	LIFT LOBBY PRESS SHAFT	0.6	3.81	2.10
B2673	LIFT LOBBY	2	4.02	8.04
B2674	LIFT LOBBY	2.27	4.87	10.97
B2675	FIRE TWIN LIFT E	1.8	2	3.60
B2676	J.C.	0.86	1.22	1.01
B2677	LIFT LOBBY PRESS SHAFT	1.59	1.88	2.99
B2679	FIRE TWIN LIFT LOBBY	3.59	3.46	12.76
B2680	DRAINAGE SUMP			4.00
B2681	J.C.	0.6	1.26	0.76
B2682	J.C.	2.14	0.45	1.39
B2683	EMERGENCY EXIT	6.18	3.63	13.23
B2684	ST PRESS SHAFT	2.6	2.6	7.84
B2685	ICT SHAFT	0.2	0.82	0.16
B2686	STORE	15.8	9.77	139.57
B2687	AHU	8.33	5.9	49.15
B2688	SEWAGE SUMP	2	2	4.00
B2689	STAIRCASE-12			30.62
B2690	STR A	6.36	2.7	17.16
B2691	DRINKING WATER COOLERS	1.05	0.87	0.90
BM100	PH TOI	2	2.35	4.70
BM101	ARTISTS TOI	3.81	3.15	12.00
BM102	ARTISTS CIRC A			137.66
BM104	ARTISTS CIRCULATION B			104.97
BM105	ARTISTS LOUNGE/ RM MAIN A	8.58	10.86	60.33
BM106	ARTISTS LIFT	2	2.35	4.70
BM108	CHANGING RM A	2.41	3.87	6.53
BM109	CHANGING RM A TOILETS	2.35	3.41	8.72
BM110	CHANGING RM B	2.56	3.91	8.42
BM111	CHANGING RM B TOILETS	2.68	3.41	11.66
BM112	CHANGING RM C	2.61	3.66	11.99
BM113	CHANGING RM C TOILETS	2.56	3.4	8.70
BM114	CHANGING RM D	2.41	6.96	14.36
BM115	CHANGING RM D1 TOILETS	2.68	4.36	11.66
BM116	CHANGING RM D2 TOILETS	2.56	3.35	8.58
BM117	CHOIR CHANGING RM A			29.42
BM118	CHOIR CHANGING RM B			27.12
BM119	CHOIR TOILETS A (F)	7.88	3.97	31.16
BM121	CHOIR TOILETS B (M)	7.82	3.97	31.16
BM123	COSTUME RM	8.31	6.36	53.10
BM124	EVACUATION CORE C	7.15	7.82	54.70
BM126	GREEN RM AREA	9.28	5.56	51.84
BM127	LOADING BAY A	7.7	3.48	26.87
BM128	LOADING BAY B	8.55	3.5	29.93
BM130	ORCHESTRA CHANGING RM A	7.82	7.53	58.11
BM131	ORCHESTRA CHANGING RM B	7.82	7.56	59.12
BM132	ORCHESTRA TOILETS A	7.85	4.07	31.96
BM134	ORCHESTRA TOILETS B (F)			29.33
BM136	REHEARSAL RM 01	6.07	11.49	58.25
BM137	HAIR DRESSER	4.22	6.5	27.43
BM200	AUDITORIUM STAGE	9.13	42.2	385.29
BM600	STORAGE	3.24	3.56	11.53
BM601	SERVICE CIRCULATION	3	2.95	8.85
BM602	ARTISTS / STAFF CIRCULATION	4.117	2.95	11.66
BM603	VVIP DROP OFF	20.83	14.76	305.12
BM606	FEA-1	0.76	1.12	0.84
BM607	STAIRCASE PRESS SHAFT	2.95	1.06	3.10
BM608	SA DUCT	1.2	2.5	3.00
BM609	FEA -1	0.6	1.2	0.72
BM610	FEA -1	1.22	0.76	0.93
BM611	FEA -1	0.6	1.2	0.72
BM612	PHE SHAFT	0.76	3.52	2.67
BM613	SA DUCT	1.2	2.47	2.96
BM614	FEA -1	1.2	0.66	0.79
BM615	SERVICE TUNNEL	8.82	4.36	38.37
BM616	P/RE TWIN LIFT LOBBY	4.86	2.29	11.12
BM617	ARTIST BUFFER SPACE	7.23	3.93	28.41
BM618	ARTIST BUFFER SPACE			28.04
BM619	PA TOI	2.85	2.08	5.51
BM620	VIP LIFT LOBBY	3.11	4.08	12.72
BM621	FEA -1	1.2	0.67	0.80
BM622	FEA -1	0.97	0.66	0.67
BM624	PARKING LIFT LOBBY	0.85	1.2	0.78
BM626	CIRCULATION	3.15	7.95	26.43
BM626	PUB TOI A (PH)			50.02
BM627	PARKING CORE LOBBY	1.97	3.12	4.10
				32.77
	TOTAL			9715.77

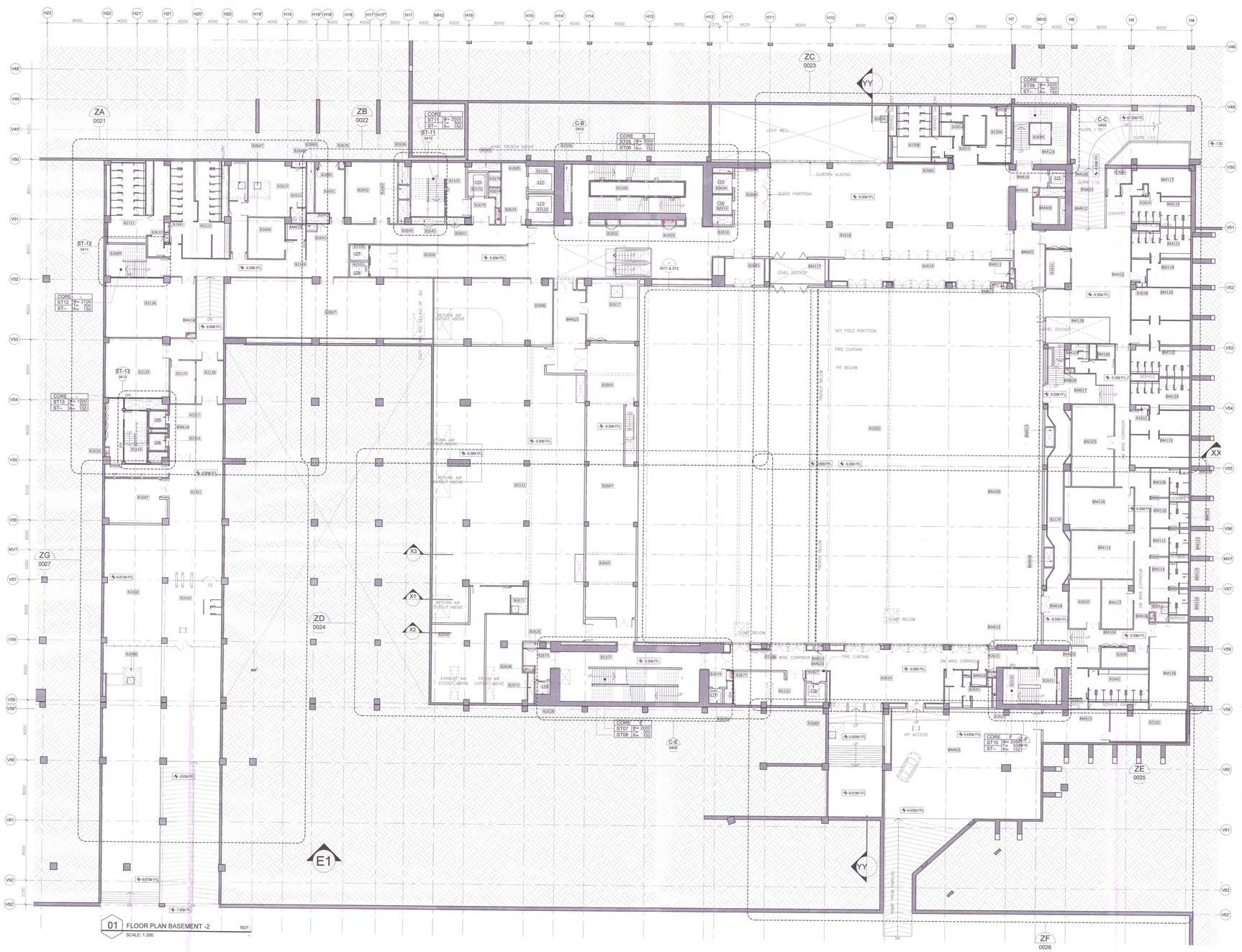

01 FLOOR PLAN BASEMENT -2 REF: -
SCALE: 1:200

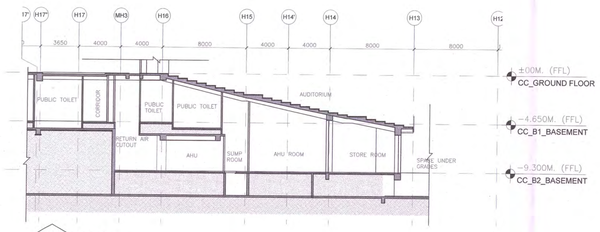

X1 SECTION REF: -
SCALE: 1:100

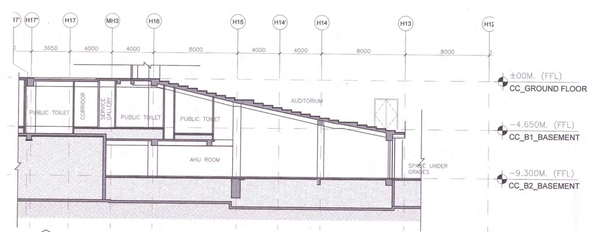

X2 SECTION REF: -
SCALE: 1:100

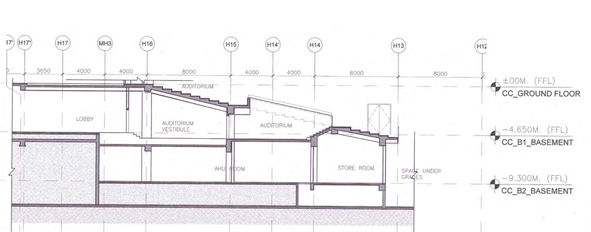

X3 SECTION REF: -
SCALE: 1:100

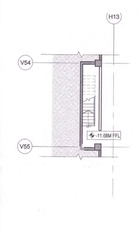

02 PLAN @ -11.680M REF: -
SCALE: 1:200



03 PLAN @ -11.680 REF: -
SCALE: 1:200

Key Plan

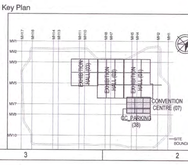

Owner / Employer

India International Convention & Exhibition Centre Limited
Room No. 453A, Ministry of Commerce & Industry, DIPP, Udyog Bhawan, New Delhi - 110011, India

Department of Industrial Policy and Promotion Ministry of Commerce & Industry Government of India

Knowledge Partner

DMICDC Delhi Mumbai Industrial Corridor Development Corporation
Room No.345 B, 3rd Floor Hotel Ashok, Diplomatic Enclave, 50B Chanakyapuri, New Delhi - 110021

Employer's Representative

Employer Engineer
Programme Management Consultant (PMC)
AECOM

Preliminary Engineering Architecture Consultants (PEAC)

idom
Av. Del Monasterio de El Escorial, 4. 28049 Madrid, Spain

CPKUKREJA ARCHITECTS
No.D-1, Ashirwad Building, Green Park, New Delhi, Delhi 110016, India

EPC Contractor

L&T Construction Buildings & Factories
Mount Poonamallee Road, Manapakkam, P.B.No.979, Chennai - 600 089

EPC Contractor's Representatives

Design Consultant
Engineering Design and Research Center (EDRC)
L&T Construction - Buildings & Factories

Architectural Consultant
ARCOP Arcop Associates Pvt. Ltd.
A-13, Pampose Enclave, GE-1
New Delhi, Delhi 110048, India

Structural Proof Consultant
Indian Institute of Technology (IIT) Madras
Sardar Patel Rd, Opposite to C, L.R.I, Adyar, Chennai, Tamil Nadu 600036

MEP Proof Consultant
egis Egis India Consulting Engineers Pvt. Ltd.
Plot No. 6A, Sector 32, Institutional Area, Opp: Sarolla Solutions, Gurugram, Haryana 122001

ICT Proof Consultant
CKR Consulting Engineers Pvt. Ltd.
#47/1, 3rd Floor, Narayana Arcade, Subbanarasechetty Road, Nellakappa Circle, Basavanagudi, Bengaluru - 560004

Certification

EPC Contractor			
Design Consultant			
Architectural Consultant			
Proof Consultant			
Structural	MEP	ICT	

Reviewed GFC drawing prepared by Contractor and issued for all preliminary aspects and parameters

PEAC 25/07/19

Issued by:
Employer / Employer's Engineer

GENERAL NOTES:

1. ALL DIMENSIONS ARE IN MILLIMETERS, LEVELS IN METERS AND ANGLES IN DEGREES UNLESS OTHERWISE NOTED.
2. THE DRAWINGS TO BE READ AND NOT TO BE SCALED; ONLY WRITTEN DIMENSIONS SHALL BE FOLLOWED.
3. THE DRAWING SHALL BE READ IN CONJUNCTION WITH ALL RELEVANT ARCHITECTURAL, STRUCTURAL AND MEP DRAWINGS.
4. ALL DIMENSIONS SHALL BE VERIFIED at SITE PRIOR TO START OF WORK AND ANY DISCREPANCY SHALL BE BROUGHT TO THE NOTICE OF THE ARCHITECT.
5. +0.00 CORRESPONDS TO +213.80M
6. FOR EXTERNAL FINISHES LEGEND, REFER DWG NO. A-201, 202 & A-301, 302.

REV	DESCRIPTION	DATE	DSGN	DRWN	CHKD	APPD
R0	GOOD FOR CONSTRUCTION	19-06-19	SS	TR	NK	GS
R0_C	GOOD FOR CONSTRUCTION	09-01-19	SS	TR	NK	GS
R0_B	GOOD FOR CONSTRUCTION	14-09-18	SS	TR	NK	GS

Revisions

ARCHITECTURE		FPS	
STRUCTURAL		PIPING	
ELECTRICAL		PHE	
ELV SYSTEM		CIS	
HVAC		GEOTECH	
CHECKED BY	SIGN	DATE	CHECKED BY	SIGN	DATE

EPC Contractor
L&T Construction Buildings & Factories

JOB No : O17203

Project Name
DESIGN AND CONSTRUCTION OF INDIA INTERNATIONAL CONVENTION & EXPO CENTRE
SECTOR 25, DWARKA, NEW DELHI, INDIA

Drawing Status GOOD FOR CONSTRUCTION
GOOD FOR CONSTRUCTION (GFC)

Drawing No			Rev. No
A	07	0020	R0

Title :
CONVENTION CENTRE
BASEMENT -2 PLAN
-

EDRC DWG No :	Scale :	Sheet Size
O17203 - A - SP - 07 - WD - 0020	1: 200	A0

This drawing is the property of L&T Construction, L&T EDRC and must not be passed on to any person or body not authorised by us to receive it nor be copied or otherwise made use either in full or in part by such person or body without our prior permission in writing.

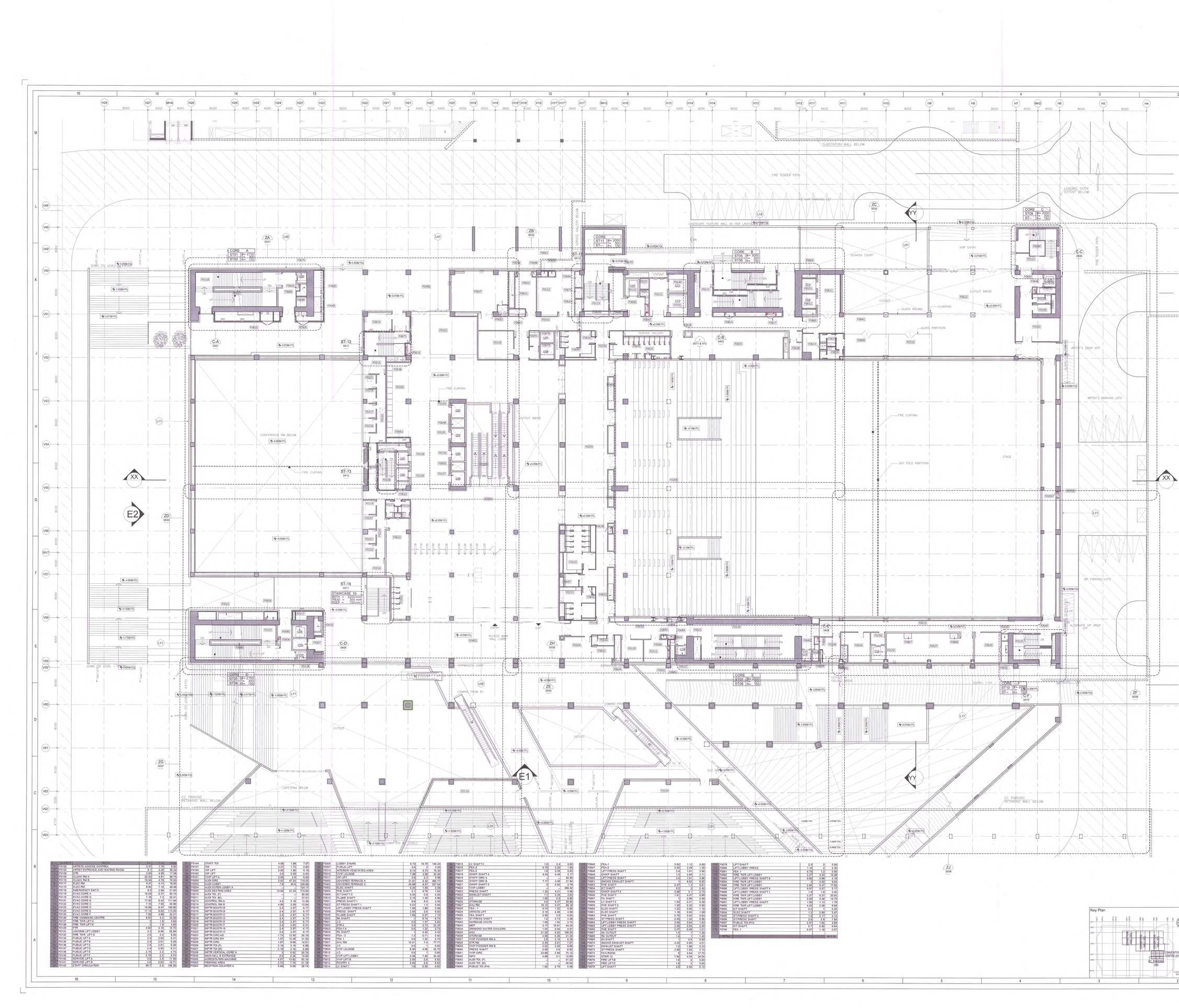

SL NO.	NUMBER	AREA	PERIMETER	CODE
1	F0100	ARTIST'S ACCESS CONTROL	3.01	5.76	5.90
2	F0101	ARTIST ENTRANCE AND WAITING ROOM	2.37	4.85	11.50
3	F0108	STR	3.83	4.86	17.86
4	F0109	CLOAK. RM A	22.03	4.81	99.75
5	F0110	CLOAK. RM B	19.94	4.79	70.93
6	F0111	ELEC RM	4.37	4.13	18.00
7	F0112	ELEC RM	6.90	7.16	49.40
8	F0116	EMERGENCY EXIT D	8.6	2.56	21.93
9	F0118	EVAC CORE A	19.65	6.37	95.74
10	F0119	EVAC CORE G	7.18	7.3	52.41
11	F0121	EVAC CORE B	17.42	6.42	111.84
12	F0122	EVAC CORE C	7.15	7.55	53.98
13	F0123	EVAC CORE D	19.86	6.47	100.92
14	F0124	EVAC CORE E	17.15	6.62	113.40
15	F0126	EVAC CORE F	7.86	4.88	33.21
16	F0126	FIRE COMMAND CENTRE	6.92	5.2	33.90
17	F0127	FIRE TWR LIFT A	2.4	2.63	6.31
18	F0128	FIRE TWR LIFT E	2.4	2.63	6.31
19	F0129	FTR	4.02	4.16	16.72
20	F0131	LOADING LIFT LOBBY	3.3	6.96	22.94
21	F0132	FIRE TWR LIFT G	2.5	3.2	8.00
22	F0134	PUBLIC LIFT A	2.4	3.63	8.31
23	F0135	PUBLIC LIFT B	2.4	2.61	6.26
24	F0136	PUBLIC LIFT C	2.4	2.61	6.26
25	F0137	PUBLIC LIFT D	2.4	2.63	6.31
26	F0138	PUBLIC LIFT E	2.18	2.2	4.73
27	F0139	PUBLIC LIFT F	3.15	2.2	6.73
28	F0140	SERVICE LIFT A	3.5	3.4	11.50
29	F0141	SERVICE LIFT B	3.5	3.63	12.71
30	F0142	STAFF CIRCULATION	59.7	2.6	149.20
31	F0144	STAFF TOI	4.08	1.86	7.67
32	F0147	TOI	3.37	1.73	5.83
33	F0150	VIP LIFT	2.65	1.96	5.19
34	F0151	VIP LIFT	2.6	2.55	6.63
35	F0152	VVIP LIFT A	2.65	2.65	7.02
36	F0200	AUDI CIRC	47.24	4.79	19.52
37	F0203	AUDI LOBBY	7.8	30.6	238.68
38	F0204	AUDI OUTER LOBBY A	—	—	124.17
39	F0205	AUDI SEATING AREA	15.54	47.25	713.64
40	F0210	AUDI TOI (F)	—	—	59.39
41	F0211	AUDI TOI (M)	—	—	37.91
42	F0213	CONTROL RM A	4.2	3.16	13.36
43	F0214	CONTROL RM B	4.69	3.09	12.64
44	F0215	INPTN BOOTH A	2.4	2.57	6.17
45	F0216	INPTN BOOTH B	2.4	2.57	6.17
46	F0217	INPTN BOOTH C	2.4	2.57	6.17
47	F0218	INPTN BOOTH D	2.4	2.57	6.17
48	F0219	INPTN BOOTH E	2.4	2.57	6.17
49	F0220	INPTN BOOTH F	2.4	2.63	6.31
50	F0221	INPTN BOOTH G	2.4	2.57	6.17
51	F0222	INPTN BOOTH H	2.4	2.57	6.17
52	F0223	INPTN CIRC AD	1.73	12.56	26.10
53	F0224	INPTN CIRC EH	1.87	12.46	31.32
54	F0225	INPTN CIRC	1.67	8.66	14.81
55	F0226	INPTN TOI (F)	2.18	3.16	6.88
56	F0227	INPTN TOI (M)	2.18	3.16	6.85
57	F0228	INPTN VERTICAL CORE H	3	5.92	20.76
58	F0230	MAIN HALL E.ENTRANCE	2.5	5.36	13.40
59	F0231	ACREVOYA TION MACHINE	4.87	13.82	53.16
60	F0302	FRISKING AREA	2.73	7.76	21.16
61	F0304	RECP TION COUNTER A	9.66	5.06	28.74
62	F0305	LOBBY STAIRS	8.73	16.75	146.23
63	F0307	PUBLIC LIFT	2.6	2	5.20
64	F0310	INTERIOR VEGETATED AREA	8.74	8.72	76.30
65	F0315	VVIP LOUNGE	7.86	4.06	32.40
66	F0316	VIP LIFT	2.65	2.3	5.90
67	F0401	COVERED TERRACE A	21.81	6.32	137.74
68	F0402	COVERED TERRACE C	45.85	8.82	400.37
69	F0602	ELEC SHAFT	4.26	1.66	6.38
70	F0603	PHE SHAFT	2.1	0.78	1.64
71	F0610	ICT SHAFT C	5.26	5.8	6.20
72	F0610	PLUMB SHAFT	1.05	0.9	0.90
73	F0611	PRESS SHAFT 1	4.8	6.41	26.80
74	F0622	ST PRESS SHAFT 1	4.23	1.4	6.90
75	F0635	LIFT LOBBY PRESS SHAFT	1.86	1.86	2.96
76	F0636	PRESS. SHAFT	2.55	2.6	6.63
77	F0638	PLUMB SHAFT	1.99	0.87	1.13
78	F0650	RA SHAFT	1	6.74	6.74
79	F0651	LIFT C	0.6	1.07	0.62
80	F0653	STR A	3.8	5.73	22.35
81	F0654	STR A	0.6	1.07	0.70
82	F0654	RA SHAFT	—	4.42	4.42
83	F0655	FEA - 2	1.3	4.42	4.42
84	F0656	FEA 1	0.6	1.02	0.70
85	F0657	AHU RM	10.51	7.4	77.77
86	F0658	LIC	0.6	1	0.60
87	F0659	VVIP LOUNGE	8.06	4.06	32.72
88	F0660	LIC	0.6	1	0.60
89	F0661	VVIP LIFT LOBBY	4.08	7.45	30.40
90	F0662	VVIP LIFT B	2.55	2.6	6.63
91	F0663	PANTRY A	2.55	2.6	6.63
92	F0664	LV SHAFT	1.82	0.36	0.62
93	F0615	LV SHAFT-1	1.5	0.4	0.60
94	F0616	PEA-2	0.75	2.25	1.69
95	F0617	PEA-2	1.8	0.35	0.63
96	F0618	GHRP SHAFT 4	4.43	0.49	2.17
97	F0619	STAFF CIRC A	—	—	60.90
98	F0620	STAFF CIRC B	7.17	3.06	21.94
99	F0621	GHRP SHAFT 3	1	0.56	0.56
100	F0622	ELEC SHAFT	—	—	266.42
101	F0623	PRESS SHAFT	1.32	4.21	6.56
102	F0624	EXHAUST SHAFT	1.13	4.36	4.63
103	F0625	J.C	1.05	0.9	0.90
104	F0626	STORAGE	4.8	6.41	26.80
105	F0627	AHU RM	16.12	5.47	88.18
106	F0628	PEA - 1	0.74	1.22	0.90
107	F0629	ARTISTS LIFT	2.15	2.28	4.90
108	F0630	PEA SHAFT	2.55	2.6	6.63
109	F0631	ST PRESS SHAFT	1.2	2.73	3.28
110	F0632	GARBAGE CHUTE	1.86	1.42	2.72
111	F0633	MEP	4.17	10.61	44.24
112	F0634	DRINKING WATER COOLERS	1.03	0.94	0.97
113	F0635	AHU	21.52	5.02	108.03
114	F0636	STORAGE	4.94	5.36	26.50
115	F0637	VVIP POWDER RM A	2.55	2.6	6.63
116	F0638	ETR RM	2.35	3.01	7.07
117	F0639	VVIP POWDER RM B	4.22	2.26	9.60
118	F0640	PRESS SHAFT	2.55	2.6	6.63
119	F0641	VVIP CIRC	33.69	2.96	75.12
120	F0642	INFO	4.08	5.1	12.26
121	F0643	AUDI TOI. (F)	—	—	51.22
122	F0644	AUDI TOI. (M)	—	—	38.04
123	F0645	PUBLIC TOI (PH)	1.82	2.76	5.08
124	F0646	PEA--1	0.62	1.12	0.69
125	F0647	PEA-2	0.62	2.06	1.29
126	F0647	LIFT PRESS SHAFT	2.4	1.61	3.86
127	F0649	GHRP SHAFT	1.3	2.85	3.71
128	F0650	LIFT PRESS SHAFT	2.4	1.61	3.86
129	F0651	SMOKE EXHAUST SHAFT	1	6.62	6.62
130	F0652	PHE SHAFT	2.47	1.3	3.21
131	F0653	VVIP LOBBY	8.07	5	40.40
132	F0655	GHRP SHAFT 2	1.3	2.85	3.71
133	F0656	PHE SHAFT	1.81	0.47	0.85
134	F0657	FA SHAFT	1	2.99	2.99
135	F0658	LV SHAFT 3	1.56	0.41	0.64
136	F0659	PHE SHAFT 2	1.25	2.32	2.90
137	F0660	ELEC SHAFT	1.23	0.92	1.12
138	F0661	ELEC SHAFT	1.18	0.92	1.09
139	F0662	PHE SHAFT	0.75	3.62	1.64
140	F0663	ST PRESS SHAFT	5.46	1.02	5.58
141	F0664	LIFT LOBBY PRESS SHAFT	2.55	0.64	1.63
142	F0665	LIFT LOBBY PRESS SHAFT	2.55	0.54	2.40
143	F0666	PHE SHAFT	2.07	5.49	11.37
144	F0667	SA CUTOUT	1.4	1	1.40
145	F0668	SA CUTOUT	1.43	1	1.43
146	F0669	FA SHAFT	—	2.45	4.90
147	F0670	SMOKE EXHAUST SHAFT	4.22	0.95	4.01
148	F0671	EXHAUST SHAFT	1.13	1.56	2.23
149	F0673	ST PRESS SHAFT	2.55	1.55	3.10
150	F0674	FAN ROOM	5	3.54	17.70
151	F0675	STAIR 12	7.94	4.35	34.54
152	F0676	FIRE LIFT-B	1.8	2	3.60
153	F0677	FIRE LIFT-C	1.8	2	3.60
154	F0678	LIFT SHAFT	2.6	2.04	5.10
155	F0679	LIFT SHAFT	2.5	2	5.00
156	F0680	LIFT LOBBY PRESS	1.15	2	2.30
157	F0681	PEA 1	0.75	1.2	0.90
158	F0682	FIRE TWR LIFT LOBBY	2.27	4.53	10.28
159	F0683	LIFT LOBBY PRESS SHAFT B	1.82	1.86	3.38
160	F0684	FIRE TWR LIFT LOBBY	3	4.82	8.64
161	F0685	FIRE TWR LIFT LOBBY A	2.83	6.49	17.62
162	F0686	LIFT LOBBY PRESS SHAFT E	9.97	0.97	5.17
163	F0687	LIFT LOBBY PRESS SHAFT	1.82	1.86	3.38
164	F0689	FIRE TWR LIFT LOBBY	3.37	5.07	12.40
165	F0690	FIRE TWR LIFT LOBBY	3.09	5.48	10.76
166	F0691	LIFT LOBBY PRESS SHAFT	1.39	1.12	1.56
167	F0692	FIRE TWR LIFT LOBBY	4.39	2.26	9.66
168	F0693	ICT SHAFT	0.3	1	0.30
169	F0694	ELEC SHAFT	1.2	2.89	3.47
170	F0695	ST PRESS SHAFT 2	1.39	2.17	4.12
171	F0696	ST PRESS SHAFT	2.93	2.8	7.84
172	F0697	PUBLIC TOI (PH)	2.97	1.82	4.68
173	F0698	ICT SHAFT	0.7	0.82	0.64
174	F0700	PEA 1	0.97	1.18	0.97
TOTAL					5855.59

Owner / Employer
India International Convention & Exhibition Centre Limited
Room No. 402A, Ministry of Commerce & Industry, DPP, Udyog Bhawan, New Delhi - 110011, India
Department of Industrial Policy and Promotion Ministry of Commerce & Industry Government of India
Knowledge Partner
Delhi Mumbai Industrial Corridor Development Corporation
Room No 341 B, 3rd Floor Hotel Ashok, Diplomatic Enclave, SCR Chankyapuri, New Delhi - 110021
Employer's Representative
Employer Engineer
Programme Management Consultant (PMC)
AECOM
Preliminary Engineering Architecture Consultants (PEAC)
idom
Av. Del Monasterio de El Escorial, 4, 28049 Madrid, Spain
CPKUKREJA ARCHITECTS
N-D-1, Ashirwad Building, Green Park, New Delhi, Delhi 110016, India
EPC Contractor
L&T Construction Buildings & Factories
Mount Poonamallee Road, Manapakkam, P.B.No.979, Chennai - 600 089
EPC Contractor's Representatives
Design Consultant
Engineering Design and Research Center (EDRC) L&T Construction - Buildings & Factories
Architectural Consultant
ARCOP Arcop Associates Pvt. Ltd., A-13, Pampose Enclave, G.K.I New Delhi, Delhi 110048, India
Structural Proof Consultant
Indian Institute of Technology (IIT) Madras
Sardar Patel Rd, Opposite to C, L.R.I. Adyar, Chennai, Tamil Nadu 600036
MEP Proof Consultant
egis Egis India Consulting Engineers Pvt. Ltd.
Plot No. 66, Sector 32, Institutional Area, Opp: Jasola Sculture, Gurugram, Haryana 122001
ICT Proof Consultant
CKR Consulting Engineers Pvt. Ltd.
#471, 3rd Floor, Narayana Arcade, Subbaramaiahchetty Road, Nethajappa Circle, Basavanagudi, Bengaluru - 560004

Certification

EPC Contractor			
Design Consultant			
Architectural Consultant			
Proof Consultant			
Structural	MEP	ICT	
PEAC			

Reviewed GFC drawing prepared by Contractor and ensured that all preliminary aspects and parameters have been adhered to.

Signed on behalf of PEAC Date 25/07/19

Issued by: Employer / Employer's Representative

GENERAL NOTES:

1. ALL DIMENSIONS ARE IN MILLIMETERS, LEVELS IN METERS AND ANGLES IN DEGREES UNLESS OTHERWISE NOTED.
2. THE DRAWING IS TO BE READ AND NOT TO BE SCALED. ONLY WRITTEN DIMENSIONS SHALL BE FOLLOWED.
3. THE DRAWINGS SHALL BE READ IN CONJUNCTION WITH ALL RELEVANT ARCHITECTURAL, STRUCTURAL AND MEP DRAWINGS.
4. ALL DIMENSIONS SHALL BE VERIFIED at SITE PRIOR TO START OF WORK AND ANY DISCREPANCY SHALL BE BROUGHT TO THE NOTICE OF THE ARCHITECT.
5. +0.00 CORRESPONDS TO +213.80M.
6. FOR EXTERNAL FINISHES LEGEND, REFER DWG NO. A-201, 202 & A-301, 302.

REV	DESCRIPTION	DATE	DSGN	DRWN	CHKD	APPD
R0	GOOD FOR CONSTRUCTION	21-04-19	SR	VN	NK	GS
R0_II	GOOD FOR CONSTRUCTION	24-12-18	SS	TR	NK	GS
R0_A	GOOD FOR CONSTRUCTION	28-08-18	SS	TR	NK	GS

Revisions

ARCHITECTURE			FPS		
STRUCTURAL			PIPING		
ELECTRICAL			FHE		
ELV SYSTEM			GIS		
HVAC			GROTECH		
CHECKED BY	SIGN	DATE	CHECKED BY	SIGN	DATE

EPC Contractor
L&T Construction Buildings & Factories

JOB No : O17203

Project Name
DESIGN AND CONSTRUCTION OF INDIA INTERNATIONAL CONVENTION & EXPO CENTRE
SECTOR 25, DWARKA, NEW DELHI, INDIA

Drawing Status GOOD FOR CONSTRUCTION
GOOD FOR CONSTRUCTION (GFC)

Drawing No

A	07	0030	R0

Rev. No

Key Plan

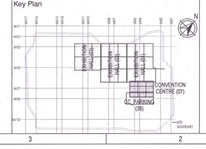

Title :
CONVENTION CENTRE
GROUND FLOOR PLAN
-

EDRC DWG No : O17203 - A - SP - 07 - WD - 0030

Scale : 1: 200

Sheet Size A0

This drawing is the property of L&T Construction, 2007. EDRC shall not be liable for any misuse of its contents for any purpose or body not authorised by us to receive it nor for any use of different issue and utilities & shall be prepared to