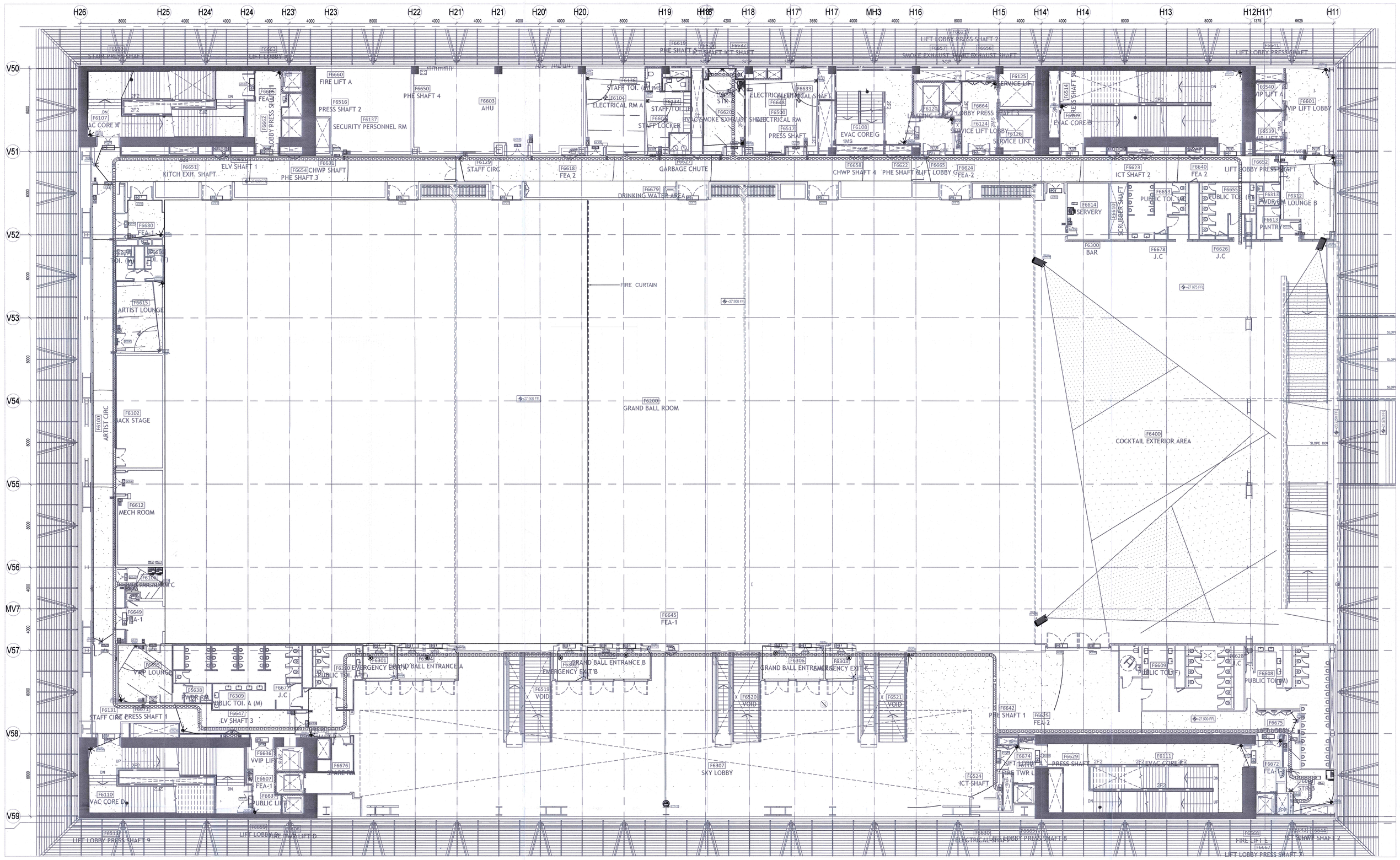

1 / 1600 CC_F6_OVERALL ELV SYSTEM LAYOUT
1 : 150

REFERENCE DRAWING
ARCHITECTURE
FLOOR PLANS APPROVED VIA TRANSMITTAL NO EDRC-B&F/O17203/01346
STRUCTURE
O17203-C-SP-07-NU-0011 - LAYOUT AND NUMERATION DETAIL OF LEVEL - F7 (+27.90M)
ELECTRICAL
O17203-E-SP-07-LL-0073 - CONVENTION CENTER - SIXTH FLOOR 6F - LIGHTING LAYOUTS
O17203-E-SP-07-PL-0181 - CONVENTION CENTER - SIXTH FLOOR 6F - POWER LAYOUTS
O17203-E-SP-07-EE-0287 -CONVENTION CENTER -6F- ELECTRICAL EQUIPMENT, CABLE TRAY & EARTHING LAYOUT - OVERALL PLAN
FPS
O17203-F-SP-07-PL-0028 - CONVENTION CENTRE - 6F - OVER ALL PLAN LAYOUT OF WETRISER CUM DOWNCOMER,
AUTOMATIC SPRINKLER SYSTEM AND PORTABLE FIRST-AID FIRE EXTINGUISHERS
017203-F-SP-07-FA-0029 - CONVENTION CENTRE - 6F- OVER ALL PLAN LAYOUT OF INTEGRATED INTELLIGENT ADDRESSABLE
FIRE DETECTION & ALARM SYSTEM AND PHOTOLUMINESCENT SAFETY SIGNAGES
HVAC
O17203-V-SP-07-AC-0029 - CONVENTION CENTRE SIXTH FLOOR 6F - HVAC EQUIPMENT DUCTING AND PIPING LAYOUT
PHE
017203-U-SP-07-IP-0082 to 0085 - PLUMBING SYSTEM LAYOUT - SIXTH FLOOR 6F - TOILET WATER SUPPLY LAYOUT

GENERAL NOTE
1. ALL DIMENSIONS ARE IN MILLIMETER UNLESS OTHERWISE SPECIFIED.
2. EXACT ROUTING SHALL BE DECIDED AT SITE IN CONSULTATION WITH ENGINEERING IN CHARGE TO SUIT SITE CONDITIONS.
3. MS CONDUIT USED FOR OPEN APPLICATION.
4. THIS DRAWING IS ONLY INDICATIVE AND MAY VARY ACCORDING TO SITE CONDITION AND REQUIREMENT.
5. 50% SPARE IS MAINTAINED IN CONDUIT.

CCTV & ACS SYSTEM
1. IP POINT HAS TO BE MADE AVAILABLE NEAR EACH CAMERA.REFER DATA VOICE LAYOUT-O17203-L-SP-07-DV-2600.
2. THE CCTV CAMERA VIEW ANGLE TO BE SET AS PER THE COVERAGE LOCATION.
3. ALL SCHEMATICS DRAWING SHALL BE SUBMITTED SEPARATELY.
4. IP POINT HAS TO BE MADE AVAILABLE NEAR EACH ACS CONTROLLER.REFER DATA VOICE LAYOUT-O17203-L-SP-07-DV-2600.

IP TALK BACK SYSTEM
1. CAT6A, 4 PAIR TWISTED PAIR UUTP CABLES SHALL BE USED TO CONNECT WITH NEAREST AVAILABLE IP POINT

ACS LEGENDS

SYMBOL	QTY	DESCRIPTION	MOUNTING HEIGHT
1	2 NOS	ACCESS TALK READER CONTROLLER Mounting Type: Wall Mount, Mfg:CONCRETE ADR	INSIDE ENCLOSURE
2	1 NOS	DUAL INTERFACE MODULE FOR WIEGAND Mounting Type: Wall Mount, Mfg:CONCRETE ADR	INSIDE ENCLOSURE
3	2 NOS	INPUT & OUTPUT CONTROL MODULE Make:ERS, Model No.: ERIO-C-TCP/IP	INSIDE ENCLOSURE
4		SMART CARD READER Make:ERS, Model No.: ERS-PROX	1500MM FROM FFL
5		SMART CARD READER AND KEYPAD Make:ERS, Model No.: ERS-PROX-KP	1500MM FROM FFL
6		BIOMETRIC CARD READER Make:ERS, Model No.: ERS-BIO-100	1500MM FROM FFL
7		PROXIMITY READER Make:ERS, Model No.: CONFIDOR-I	1500MM FROM FFL
8	2 NOS	MAGNETIC LOCK(SINGLE) Make:CONCRETE ADR, Model No.:(600LBS)	ON DOOR
9	2 NOS	MAGNETIC LOCK(TWO LEAF) Make:CONCRETE ADR, Model No.:(1200LBS)	ON DOOR
10	2 NOS	MAGNETIC CONTACT(ROLLING SHUTTER) Make:CDR, Model No.: PORTCONN	ON DOOR
11	2 NOS	DPS-LOCKING (DEAF TYPE) DPS Make:CDR, Model No.: DPS-SS-N	ON DOOR
12	2 NOS	REX-LOCK (DOUBLE LEAF DEPLOYED) REX-LOCK Make:CDR, Model No.: REX-SS-M	ON DOOR
13	2 NOS	EMERGENCY BREAK GLASS UNIT Make:ERS, Model No.:E-RBG	1500MM FROM FFL
14	2 NOS	EXIT PUSH BUTTON Make:ERS, Model No.:ERS-SSSS	1500MM FROM FFL
15	2 NOS	MOTION DETECTOR Make:CDR, Model No.:AFSM10	2850MM FROM FFL
16		1 CORE CABLE Make: SCITOSS	INSIDE CONDUIT
17		2 CORE CABLE Make: SCITOSS	INSIDE CONDUIT
18		4 CORE CABLE Make: SCITOSS	INSIDE CONDUIT
19		25 MM PVC CONDUIT Make: AKG	ON WALL AND CEILING
20		32 MM PVC CONDUIT Make: AKG	ON WALL AND CEILING

CCTV LEGENDS

SYMBOL	QTY	DESCRIPTION	MOUNTING HEIGHT
1	2 NOS	INDOOR/OUTDOOR FIXED CAMERA (Make:PELCO, Model No.: IMP231-1ERS)	WALL/FALSE CEILING MOUNTED
2	2 NOS	INDOOR/OUTDOOR VARIFOCAL DOME CAMERA (Make:PELCO, Model No.: IMP221-1ERS)	WALL/FALSE CEILING MOUNTED
3	2 NOS	OUTDOOR BULLET CAMERA (Make:PELCO, Model No.: IBP221-1ERS)	WALL/FALSE CEILING MOUNTED
4	2 NOS	INDOOR/OUTDOOR 180 Deg PERIMETER CAMERA (Make:PELCO, Model No.: IMD3D81-1ERS)	WALL/FALSE CEILING MOUNTED
5	2 NOS	INDOOR/OUTDOOR 360 Deg REMOTE DOME CAMERA (Make:PELCO, Model No.: IMD3D81-1ES)	WALL/FALSE CEILING MOUNTED
6	2 NOS	INDOOR/OUTDOOR 360 Deg CAMERA (Make:PELCO, Model No.: IMD3D81-1ERS)	WALL/FALSE CEILING MOUNTED
7	2 NOS	INDOOR FIXED CAMERA(Non Vandal) (Make:PELCO, Model No.: IMP231-1ERS)	WALL/FALSE CEILING MOUNTED
8		PATCH CORD	

OTHER VENDOR SCOPE

SYMBOL	QTY	DESCRIPTION
	2 NOS	IP Ethernet Point
	2 NOS	UPS Power Supply Point (230V 5 AMP)

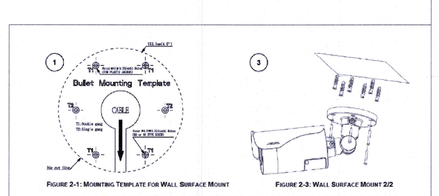

FIGURE 2-1: MOUNTING TEMPLATE FOR WALL SURFACE MOUNT
FIGURE 2-2: WALL SURFACE MOUNT 2/2
TYPICAL MOUNTING DETAILS FOR OUTDOOR BULLET CAMERA SURFACE MOUNT

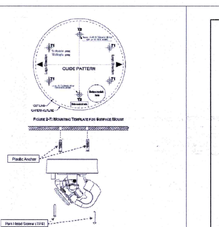
TYPICAL MOUNTING DETAILS FOR WALL CEILING SURFACE MOUNT

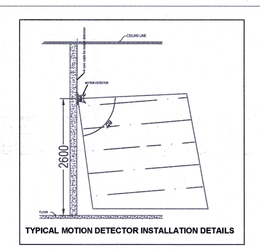

TYPICAL MOTION DETECTOR INSTALLATION DETAILS

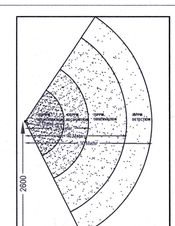

CAMERA FIELD OF VIEW

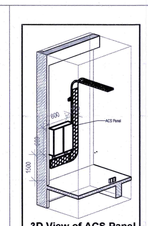
3D View of ACS Panel

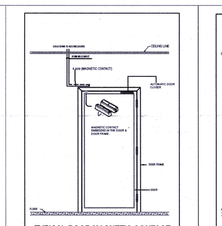
TYPICAL DOOR MAGNETIC CONTACT SIDE VIEW

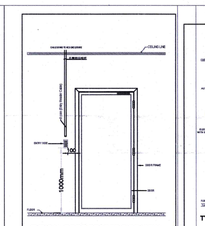
TYPICAL DOOR READER SIDE VIEW

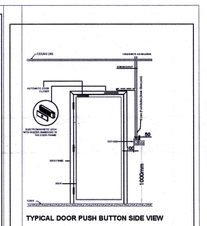
TYPICAL DOOR PUSH BUTTON SIDE VIEW

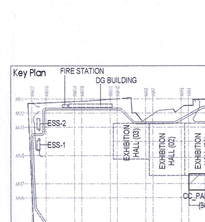

Owner / Employer
India International Convention & Exhibition Centre Limited
Room No. 453A, Ministry of Commerce & Industry, DPIIT, Udyog Bhawan, New Delhi - 110011, India

Department of Industrial Policy and Promotion Ministry of Commerce & Industry Government of India

Knowledge Partner
Delhi Mumbai Industrial Corridor Development Corporation
Room No.341 B, 3rd Floor Hotel Ashok, Diplomatic Enclave, 50B Chankyapuri, New Delhi - 110021

Employer's Representative
Employer's Engineer
Programme Management Consultant (PMC)
AECOM

Preliminary Engineering Architecture Consultants (PEAC)
idom
Av. Del Monasterio de El Escorial, 4, 28049 Madrid, Spain
CPKUKREJA ARCHITECTS
No.D-1, Ashirwad Building, Green Park, New Delhi, Delhi 110016, India

EPC Contractor
L&T Construction
Buildings & Factories
Mount Poonamallee Road, Manapakkam, P.B.No.979, Chennai – 600 089

EPC Contractor's Representative
Design Consultant
Engineering Design and Research Center (EDRC)
L&T Construction - Buildings & Factories
Architectural Consultant
ARCOP
Arcop Associates Pvt. Ltd.
A-15, Pampose Enclave, , G.K.-I
New Delhi, Delhi 110048, India
Structural Proof Consultant
Indian Institute of Technology (IIT) Madras
Sardar Patel Rd, Opposite to C. L.R.I, Adyar, Chennai, Tamil Nadu 600036
MEP Proof Consultant
egis
Egis India Consulting Engineers Pvt. Ltd.
Plot No. 66, Sector 32, Institutional Area, Opp: Zensfa Solutions, Gurugram, Haryana 122001
ICT Proof Consultant
CKR
CKR Consulting Engineers Pvt. Ltd.
#4/11, 3rd Floor, Narayana Arcade, Subbaramachetty Road, Nellakappa Circle, Basavanagudi, Bengaluru - 560004

Certification
EPC Contractor
Design Consultant
Architectural Consultant
Proof Consultant
Structural | MEP | ICT
PEAC
Reviewed GFC drawing prepared by Consultant and ensured that all preliminary aspects and parameters have been adhered to.
Issued by: Signature on behalf of PEAC
Employer / Employer's Engineer
10/12/2020

REV	DESCRIPTION	DATE	DSGN	DRWN	CHKD	APPD
R0	ISSUED FOR GFC	25.02.20	SVH	MVK	MSE	GNR

Revisions

ARCHITECTURE	FPS			
STRUCTURAL	PIPING			
ELECTRICAL	PHE			
ELV SYSTEM	GIS			
HVAC	GEOTECH.			
CHECKED BY	SIGN	DATE	CHECKED BY	SIGN	DATE

EPC Contractor
L&T Construction
Buildings & Factories
JOB No :
Project Name
DESIGN AND CONSTRUCTION OF INDIA INTERNATIONAL CONVENTIONAL & EXPO CENTRE
SECTOR 25,DWARKA,NEW DELHI,INDIA
Drawing Status
GOOD FOR CONSTRUCTION (GFC)

Drawing No			Rev. No
L	07	1600	R0

Title :
CONVENTION CENTER-6F-OVER ALL ELV SYSTEM LAYOUT

EDRC DWG No :	Scale	Sheet Size
O17203-L-SP-07-LV-1600	AS INDICATED	A0

This drawing is the property of L&T Construction. Shall not be passed on to any person in body, without our prior permission in writing.

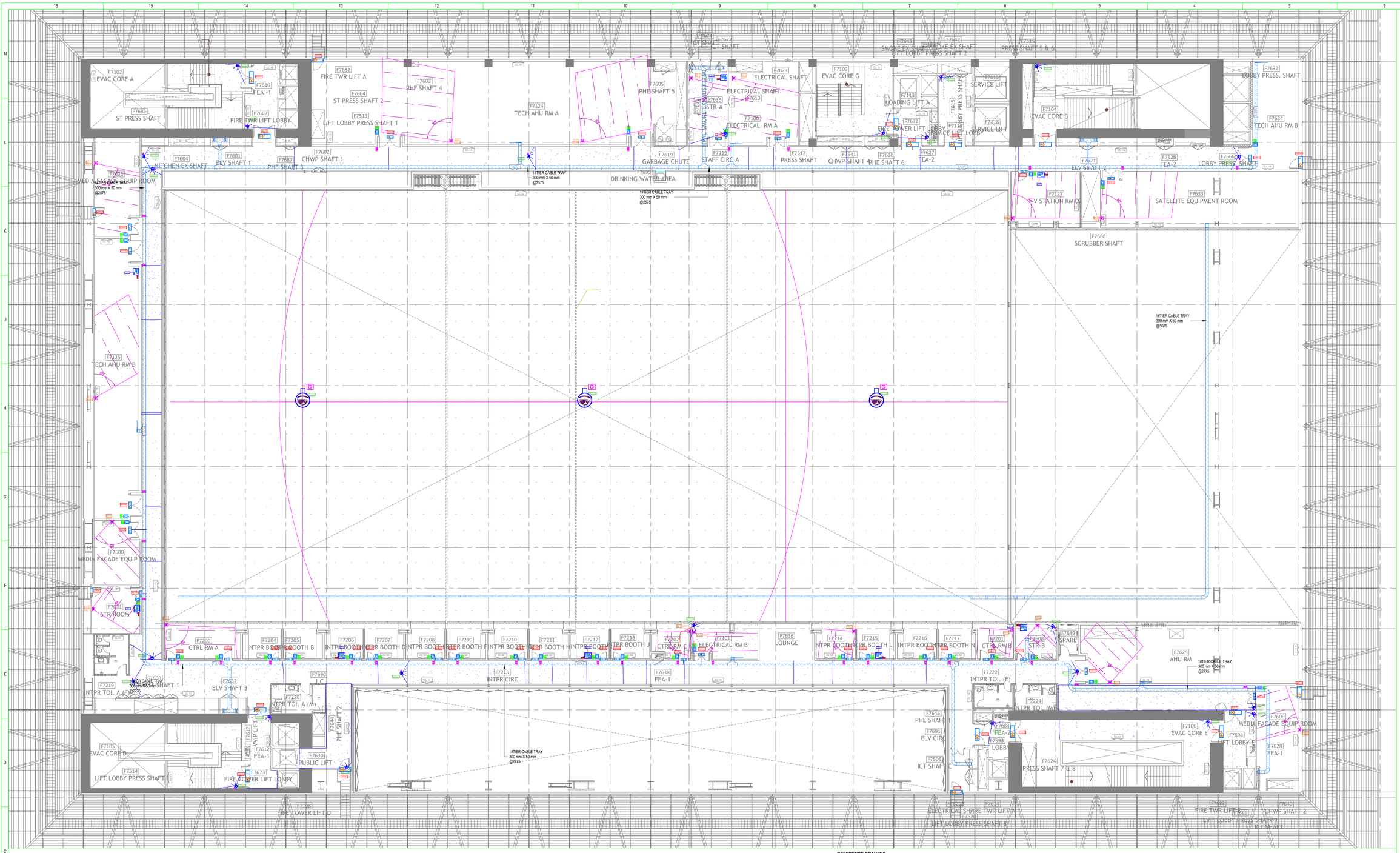

1 / 1700 CC_F7_OVERALL ELV SYSTEM LAYOUT
1700 : 1 : 150

ACS LEGENDS

SYMBOL	DESCRIPTION	MOUNTING HEIGHT
Reader	ACCESS, DUAL READER CONTROLLER (Make:RBH, Model No.: RBH-MC600-HUENS)	INSIDE ENCLOSURE
Module	DUAL INTERFACE MODULE FOR READERS (Make:RBH, Model No.:IR32)	INSIDE ENCLOSURE
Module	INPUT & OUTPUT CONTROL MODULE (Make:RBH, Model No.:IO-16)	INSIDE ENCLOSURE
	SMART CARD READER (Make:RBH, Model No.: RBH-R80)	1050MM FROM FFL
	PROXIMITY READER (Make:RBH, Model No.:RBH-R40)	1050MM FROM FFL
	BIO-METRIC CARD READER (Make:RBH, Model No.: RBH-BFR-100)	1050MM FROM FFL
	RFID READER (Make:RBH, Model No. : ICAM7000S-E)	1050MM FROM FFL
MC	MAGNETIC CONTACT (Make:CQR, Model No.: SCS70WHVGSS05)	ON DOOR
MLC	MAGNETIC CONTACT, ROLLING SHUTTER (Make:CQR, Model No.: SCS70WHVGSS10)	ON DOOR
EML	EM LOCK-SINGLE LEAF (WITH QPS) (Make:PERCOS, Model No.: PEL40-600-LBI-SI-AL)	ON DOOR
EML	EM LOCK-DOUBLE LEAF (WITH QPS) (Make:PERCOS, Model No.: PEL40-600-LBI-SI-AL-M)	ON DOOR
	EMERGENCY BREAK GLASS UNIT (Make:BEL, Model No.:E-108E)	1050MM FROM FFL
	EXIT PUSH BUTTON (Make:CQR, Model No.: TOR-200N)	1050MM FROM FFL
	MOTION DETECTOR (Make: TERTECON, Model No.:AF800SG)	2600MM FROM FFL
	4 CORE CABLE (Make:-SAYONA)	INSIDE CONDUIT
	2 CORE CABLE (Make:-SAYONA)	INSIDE CONDUIT
	2 CORE CABLE (Make:-RMG)	INSIDE CONDUIT
	25 MM PVC CONDUIT (Make:-RMG)	ON WALL AND CEILING
	32 MM PVC CONDUIT (Make:-RMG)	ON WALL AND CEILING

CCTV LEGENDS

SYMBOL	DESCRIPTION	MOUNTING HEIGHT
	INDOOR/OUTDOOR FIXED CAMERA (Make:PELCO, Model No.: IMP231-1ERS)	WALL/PILSE CEILING MOUNTED
	OUTDOOR BULLET CAMERA (Make:PELCO, Model No.:IBP231-1ER)	WALL/PILSE CEILING MOUNTED
	INDOOR/OUTDOOR 360 Deg CAMERA (Make:PELCO, Model No.:IMF(2)36-1ES)	WALL/PILSE CEILING MOUNTED
	INDOOR/OUTDOOR 360 Deg REMOTE DOME CAMERA (Make:PELCO, Model No.:IMD2DN1-1ES)	WALL/PILSE CEILING MOUNTED
	PATCH CORD	WALL/PILSE CEILING INSTALLATION

OTHER VENDOR SCOPE

SYMBOL	DESCRIPTION
IP	IP Ethernet Point
UPS	UPS Power Supply Point (230V 6 AMP)

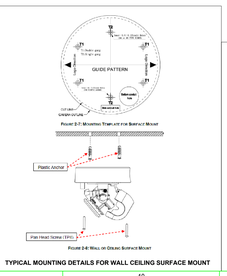

FIGURE 2-40 WALL OR CEILING SURFACE MOUNT

TYPICAL MOUNTING DETAILS FOR WALL CEILING SURFACE MOUNT

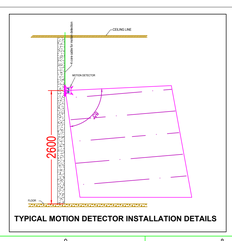

TYPICAL MOTION DETECTOR INSTALLATION DETAILS



CAMERA FIELD OF VIEW

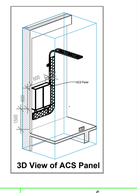

3D View of ACS Panel

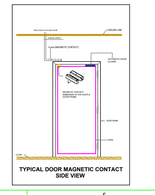

TYPICAL DOOR MAGNETIC CONTACT SIDE VIEW

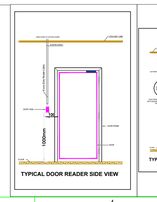

TYPICAL DOOR READER SIDE VIEW

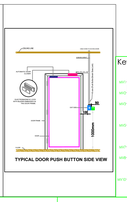

TYPICAL DOOR PUSH BUTTON SIDE VIEW

REFERENCE DRAWING
ARCHITECTURE
FLOOR PLANS APPROVED VIA TRANSMITTAL NO EDRC-B&F/O17203/01346
STRUCTURE
O17203-C-SP-07-NU-0012 - LAYOUT AND NUMERATION DETAIL OF LEVEL - F8 (+27.90M)
ELECTRICAL
O17203-E-SP-07-LL-0082 - CONVENTION CENTER - SEVENTH FLOOR 7F - LIGHTING LAYOUTS
O17203-E-SP-07-PL-0190 - CONVENTION CENTER - SEVENTH FLOOR 7F - POWER LAYOUTS
O17203-E-SP-07-EE-0298 -CONVENTION CENTER -7F- ELECTRICAL EQUIPMENT, CABLE TRAY & EARTHING LAYOUT - OVERALL PLAN
FPS
O17203-F-SP-07-PL-0031 - CONVENTION CENTRE - 7F - OVER ALL PLAN: LAYOUT OF WETRISER CUM DOWNCOMER, AUTOMATIC SPRINKLER SYSTEM AND PORTABLE FIRST-AID FIRE EXTINGUISHERS
O17203-F-SP-07-FA-0032 - CONVENTION CENTRE - 7F- OVER ALL PLAN: LAYOUT OF INTEGRATED INTELLIGENT ADDRESSABLE FIRE DETECTION & ALARM SYSTEM AND PHOTOLUMINESCENT SAFETY SIGNAGES
HVAC
O17203-V-SP-07-AC-0030 - CONVENTION CENTRE SEVENTH FLOOR 7F - HVAC EQUIPMENT DUCTING AND PIPING LAYOUT
PHE
017203-U-SP-07-IP-0043 to 0045 - PLUMBING SYSTEM LAYOUT - SEVENTH FLOOR 7F - TOILET WATER SUPPLY LAYOUT

GENERAL NOTE
1. ALL DIMENSIONS ARE IN MILLIMETER UNLESS OTHERWISE SPECIFIED.
2. EXACT ROUTING SHALL BE DECIDED AT SITE IN CONSULTATION WITH ENGINEERING IN CHARGE TO SUIT SITE CONDITIONS.
3. MS CONDUIT USED FOR OPEN APPLICATION.
4. THIS DRAWING IS ONLY INDICATIVE AND MAY VARY ACCORDING TO SITE CONDITION AND REQUIREMENT.
5. 50% SPARE IS MAINTAINED IN CONDUIT.

CCTV & ACS SYSTEM
1. IP POINT HAS TO BE MADE AVAILABLE NEAR EACH CAMERA.REFER DATA VOICE LAYOUT-O17203-L-SP-07-DV-2700.
2. THE CCTV CAMERA VIEW ANGLE TO BE SET AS PER THE COVERAGE LOCATION.
3. ALL SCHEMATICS DRAWING SHALL BE SUBMITTED SEPARATELY.
4. IP POINT HAS TO BE MADE AVAILABLE NEAR EACH ACS CONTROLLER.REFER DATA VOICE LAYOUT-O17203-L-SP-07-DV-2700.

IP TALK BACK SYSTEM
1. CAT6A, 4 PAIR TWISTED PAIR U/UTP CABLES SHALL BE USED TO CONNECT WITH NEAREST AVAILABLE IP POINT

Owner / Employer
India International Convention & Exhibition Centre Limited
Room No. 452A, Ministry of Commerce & Industry, DIPP, Udyog Bhawan, New Delhi - 110011, India

Department of Industrial Policy and Promotion Ministry of Commerce & Industry Government of India

Knowledge Partner
Delhi Mumbai Industrial Corridor Development Corporation
Room No.341 & 343 Floor Hotel Ashok, Diplomatic Enclave, 50B Chankyapuri, New Delhi - 110021

Employer's Representative
Employer's Engineer
Programme Management Consultant (PMC)
AECOM

Preliminary Engineering Architecture Consultants (PEAC)
idom
Av. Del Monasterio de El Escorial, 4, 28049 Madrid, Spain

CPKUKREJA ARCHITECTS
No.D-1, Ashirwad Building, Green Park, New Delhi, Delhi 110016, India

EPC Contractor
L&T Construction
Buildings & Factories
Mount Poonamallee Road, Manapakkam, P.B.No.979, Chennai – 600 089

EPC Contractor's Representatives
Design Consultant
Engineering Design and Research Center (EDRC)
L&T Construction - Buildings & Factories

Architectural Consultant
ARCOP
Arcop Associates Pvt. Ltd.
A-15, Pampose Enclave , G.F., S
New Delhi, Delhi 110048, India

Structural Proof Consultant
Indian Institute of Technology (IIT) Madras
Sardar Patel Rd, Opposite to C. L.R.I, Adyar, Chennai, Tamil Nadu 600036

MEP Proof Consultant
egis
Egis India Consulting Engineers Pvt. Ltd.
Plot No. 66, Sector 32, Institutional Area, Opp: Zenzite Solutions, Gurugram, Haryana 122001

ICT Proof Consultant
CKR
CKR Consulting Engineers Pvt. Ltd.
#401, 3rd Floor, Narayana Arcade, Subbaramachetty Road, Nettakappa Circle, Basavanagudi, Bengaluru - 560004

Certification

EPC Contractor			
Design Consultant			
Architectural Consultant			
Proof Consultant			
Structural	**MEP**	**ICT**	
PEAC			
Issued by: Employer / Employer's Engineer			

REV	DESCRIPTION	DATE	DSGN	DRWN	CHKD	APPD
R0	ISSUED FOR GFC	3.02.22	BVH	SS	MSK	GNR

Revisions

ARCHITECTURE		FPS			
STRUCTURAL		PIPING			
ELECTRICAL		PHE			
ELV SYSTEM		GIS			
HVAC		GEOTECH.			
CHECKED BY	SIGN	DATE	CHECKED BY	SIGN	DATE

EPC Contractor
L&T Construction Buildings & Factories

JOB No : O17203

Project Name
DESIGN AND CONSTRUCTION OF INDIA INTERNATIONAL CONVENTIONAL & EXPO CENTRE
SECTOR 25,DWARKA,NEW DELHI,INDIA

Drawing Status
GOOD FOR CONSTRUCTION (GFC)

Drawing No			Rev. No
L	07	1700	R0

Title :
CONVENTION CENTER-7F-OVER ALL ELV SYSTEM LAYOUT

Key Plan FIRE STATION DG BUILDING
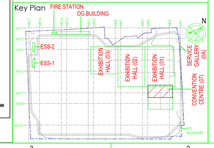

EDRC DWG No : O17203-L-SP-07-LV-1700
Scale: AS INDICATED
Sheet Size: A0

This drawing is the property of L&T Construction, Buildings & Factories, Engineering Design and Research Centre (EDRC) and must not be passed on to any person or body not authorised by us to receive it nor be used or otherwise made use of for R&P or part by such person or body without our prior permission in writing.

O17203 - L - 07 - 1700 (CONVENTION CENTER-7F-OVER ALL ELV SYSTEM LAYOUT)

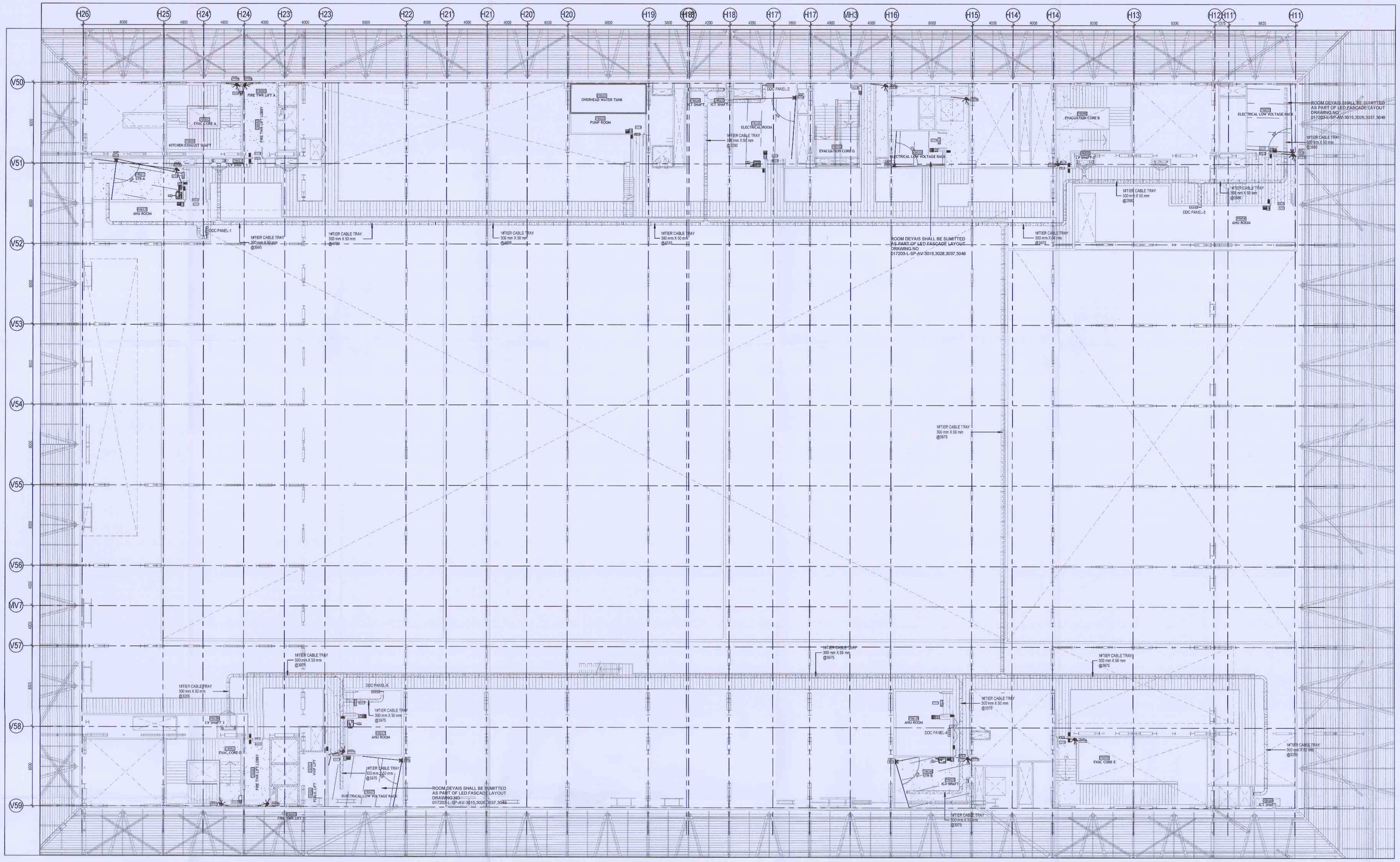

1 / 1800 CC_F8 OVERALL ELV SYSTEM LAYOUT
1 : 150

ACS LEGENDS

SLNO	SYMBOL	ITEM DESCRIPTION	MOUNTING HEIGHT
1	ACP	ACCESS, DUAL READER CONTROLLER (Make:HID, Model No.:VERTX V1000)	INSIDE ENCLOSURE
2	SMPS	12VDC POWER SUPPLY FOR MAGNETIC (Make:HID, Model No.:ASCENDO)	INSIDE ENCLOSURE
3	I/O	INPUT & OUTPUT CONTROL MODULE (Make:HID, Model No.: 1000-IO-16)	INSIDE ENCLOSURE
4		PROXIMITY CARD READER (Make:HID, Model No.: R90-00)	1000MM FROM FFL
5		SMART CART READER WITH KEYPAD (Make:HID, Model No.: R90-KP00)	1000MM FROM FFL
6		RF MIFFIC CARD READER (Make:HID, Model No.: R54-16P0-10)	1000MM FROM FFL
7		EXIT BUTTON (Make:No., Model No.: EXITBUTTON-01)	1000MM FROM FFL
8		MAGNETIC CONTACT (Make:YONI, Model No.: SUS304/GW/DRA)	ON DOOR
9		MAGNETIC CONTACT FOR ROLLING SHUTTER (Make:YONI, Model No.: SUS304/GW/DRA)	ON DOOR
10		180 KG MAGNETIC LOCK WITH LED (Make:YONI, Model No.: YM06-MS-LED-SL-IN)	ON DOOR
11		RF LOCK DOUBLE LEAF WITH DTC (Make:YONI, Model No.: YM-DTC-350-SL-IN)	ON DOOR
12		EMERGENCY BREAK GLASS UNIT (Make:MES, Article No.:E-1BK)	1000MM FROM FFL
13		EXIT PUSH BUTTON (Make:MES, Article No.:MAN-NWE)	1000MM FROM FFL
14		MOTION SENSOR (Make: TESCO AM, Model No.: AFR0812)	2000MM FROM FFL
15		4 CORE CABLE (Make: SKYCABLE)	INSIDE CONCEAT
16		2 CORE CABLE (Make: SKYCABLE)	INSIDE CONCEAT
17		1 CORE CABLE (Make: SKYCABLE)	INSIDE CONDUIT
18		32 MM PVC CONDUIT (Make: TATA)	ON WALL AND CEILING
19		40 MM PVC CONDUIT (Make: TATA)	ON WALL AND CEILING
20		PERFOTILE PERFORATED CABLE TRAY MADE OF GP/GI GALVANIZED SHEET	
21		DDC PANEL	1500MM FROM FFL

CCTV LEGENDS

SLNO	SYMBOL	DESCRIPTION	MOUNTING HEIGHT/ EQUIPMENT
1		INDOOR/OUTDOOR FIXED CAMERA (Make:PELCO, Model No.: IMP231-1ERS)	INSTALLING IS EXCLUSIVE MOUNTED
2		INDOOR/OUTDOOR VARIFOCAL DOME CAMERA (Make:PELCO, Model No.: IMP219-1ERS)	INSTALLING IS EXCLUSIVE MOUNTED
3		12MP DOOM BULLET CAMERA (Make:PELCO, Model No.: IBP82-12VR-IR1E)	INSTALLING IS EXCLUSIVE MOUNTED
4		INDOOR/OUTDOOR 180 DEGREE CAMERA (Make:PELCO, Model No.: IMB2087-1ES)	INSTALLING IS EXCLUSIVE MOUNTED
5		EDGEBOX/DOOR 180 Deg REMOTE ZOOM CAMERA (Make:PELCO, Model No.: IMZ2087-1ES)	INSTALLING IS EXCLUSIVE MOUNTED
6		6EVO/BOX/DOOR 360 Deg CAMERA (Make:PELCO, Model No.: I6EW12036-1ERS)	INSTALLING IS EXCLUSIVE MOUNTED
7		6EVO/DT/RECT/CANTILEVER/ Pendant/WP67 (Make:PELCO, Model No.: I6PD1V1-IDNS)	INSTALLING IS EXCLUSIVE CEILING MOUNTED
8		PATCH CORD	INSTALLING CEILING INSTALLATION

OTHER VENDOR SCOPE

SLNO	SYMBOL	DESCRIPTION
1		IP Shared Point
2	UPS	UPS Power Supply Point (230V E AMP)

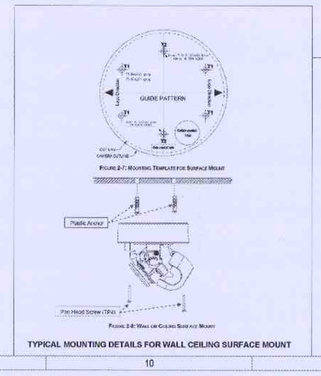

FIGURE 2-7: MOUNTING TEMPLATE FOR SURFACE MOUNT

FIGURE 2-8: WALL OR CEILING SURFACE MOUNT

TYPICAL MOUNTING DETAILS FOR WALL CEILING SURFACE MOUNT

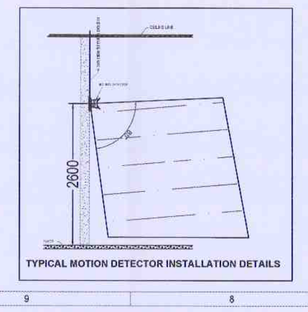

TYPICAL MOTION DETECTOR INSTALLATION DETAILS

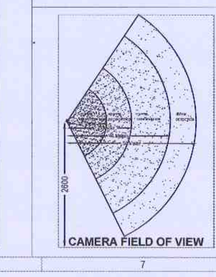

CAMERA FIELD OF VIEW

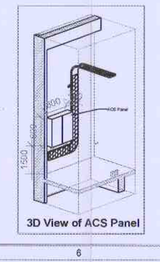

3D View of ACS Panel

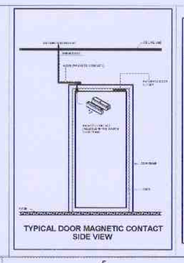

TYPICAL DOOR MAGNETIC CONTACT SIDE VIEW

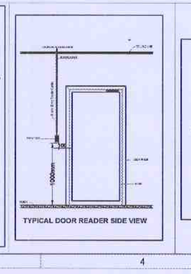

TYPICAL DOOR READER SIDE VIEW

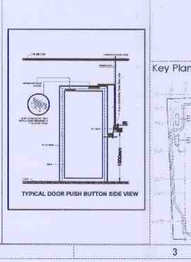

TYPICAL DOOR PUSH BUTTON SIDE VIEW

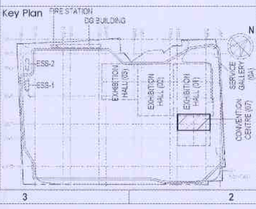

GENERAL NOTE
1. ALL DIMENSIONS ARE IN MILLIMETER UNLESS OTHERWISE SPECIFIED.
2. EXACT ROUTING SHALL BE DECIDED AT SITE IN CONSULTATION WITH ENGINEERING IN CHARGE TO SUIT SITE CONDITIONS.
3. MS CONDUIT USED FOR OPEN APPLICATION.
4. THIS DRAWING IS ONLY INDICATIVE AND MAY VARY ACCORDING TO SITE CONDITION AND REQUIREMENT.
5. 50% SPARE IS MAINTAINED IN CONDUIT.

CCTV & ACS SYSTEM
1. IP POINT HAS TO BE MADE AVAILABLE NEAR EACH CAMERA REFER DATA VOICE LAYOUT-O17203-L-SP-07-DV-2800.
2. THE CCTV CAMERA VIEW ANGLE TO BE SET AS PER THE COVERAGE LOCATION
3. ALL SCHEMATICS DRAWING SHALL BE SUBMITTED SEPARATELY.
4. IP POINT HAS TO BE MADE AVAILABLE NEAR EACH ACS CONTROLLER.REFER DATA VOICE LAYOUT-O17203-L-SP-07-DV-2800.

IP TALK BACK SYSTEM
1. CAT6A, 4 PAIR TWISTED PAIR U/UTP CABLES SHALL BE USED TO CONNECT WITH NEAREST AVAILABLE IP POINT

REFERENCE DRAWING
ARCHITECTURE
FLOOR PLANS APPROVED VIA TRANSMITTAL NO EDRC-B&F/O17203/01346
STRUCTURE
O17203-C-SP-07-NU-0012 - LAYOUT AND NUMERATION DETAIL OF LEVEL - F8 (+27.90M)
ELECTRICAL
O17203-E-SP-07-LL-0091 - CONVENTION CENTER - EIGHTH FLOOR 8F - LIGHTING LAYOUTS
O17203-E-SP-07-PL-0199 - CONVENTION CENTER - EIGHTH FLOOR 8F - POWER LAYOUTS
O17203-E-SP-07-EE-0308 -CONVENTION CENTER -8F- ELECTRICAL EQUIPMENT, CABLE TRAY & EARTHING LAYOUT - OVERALL PLAN
FPS
O17203-F-SP-07-PL-0034 - CONVENTION CENTRE - 8F - OVER ALL PLAN: LAYOUT OF WETRISER CUM DOWNCOMER, AUTOMATIC SPRINKLER SYSTEM AND PORTABLE FIRST-AID FIRE EXTINGUISHERS
O17203-F-SP-07-FA-0038 - CONVENTION CENTRE - 8F- OVER ALL PLAN: LAYOUT OF INTEGRATED INTELLIGENT ADDRESSABLE FIRE DETECTION & ALARM SYSTEM AND PHOTOLUMINESCENT SAFETY SIGNAGES
HVAC
O17203-V-SP-07-AC-0031 - CONVENTION CENTRE EIGHTH FLOOR 8F- HVAC EQUIPMENT DUCTING AND PIPING LAYOUT
PHE
O17203-U-SP-07-IP-0090 - PLUMBING SYSTEM LAYOUT - EIGHTH FLOOR 8F - TOILET WATER SUPPLY LAYOUT

Owner / Employer
India International Convention & Exhibition Centre Limited
Room No. 403A, Ministry of Commerce & Industry, DPIIT, Udyog Bhawan, New Delhi - 110011, India
Department of Industrial Policy and Promotion Ministry of Commerce & Industry Government of India

Knowledge Partner
Delhi Mumbai Industrial Corridor Development Corporation
Room No.341 B, 3rd Floor Hotel Ashok, Diplomatic Enclave, 50B Chankyapuri, New Delhi - 110021

Employer's Representative
Employer's Engineer
Programme Management Consultant (PMC)
AECOM

Preliminary Engineering Architecture Consultants (PEAC)
idom — Av. Del Manzanillo de El Escorial, 4, 28041 Madrid, Spain
CPKUKREJA ARCHITECTS — No.D-1, Amrawati Building, Green Park, New Delhi, Delhi 110016, India

EPC Contractor
L&T Construction Buildings & Factories
Mount Poonamallee Bypass, Manapakkam, P.B.No.979, Chennai - 600 089

EPC Contractor's Representatives
Design Consultant
Engineering Design and Research Center (EDRC)
L&T Construction - Buildings & Factories
Architectural Consultant
ARCOP — Arcop Associates Pvt. Ltd., A-15, Pampose Enclave , G.K.-I, New Delhi, Delhi 110048, India
Structural Proof Consultant
Indian Institute of Technology (III) Madras, Sardar Patel Rd, Opposite to C. L.R.I, Adyar, Chennai, Tamil Nadu 600036
MEP Proof Consultant
egis — Egis India Consulting Engineers Pvt. Ltd., Plot No. 44, Sector 32, Institutional Area, Opp: Jwalla Solutions, Gurugram, Haryana 122001
ICT Proof Consultant
CKR — CKR Consulting Engineers Pvt. Ltd., #417, 3rd Floor, Kanjarpu Arcade, Subbaramachetty Road, Nerkkalappa Circle, Sowarangy-2, Bengaluru - 560004

Certification
EPC Contractor
Design Consultant
Architectural Consultant
Proof Consultant
Structural
MEP
PEAC
Reviewed GFC drawing prepared by Contractor and ensures that all preliminary aspects and parameters have been achieved to
Issued by:
Employer / Employer's Engineer/ behalf of PEAC
13/12/2024

REV	DESCRIPTION	DATE	DSGN	DRWN	CHKD	APPD
R0	ISSUED FOR GFC	03.10.20	TVH	SS	MSK	CHR

Revisions

ARCHITECTURE		FPS	
STRUCTURAL		PIPING	
ELECTRICAL		PHE	
ELV SYSTEM		GIS	
HVAC		GEOTECH	
CHECKED BY	SIGN	CHECKED BY	SIGN
	DATE		DATE

EPC Contractor
L&T Construction Buildings & Factories

JOB No : O17203

Project Name
DESIGN AND CONSTRUCTION OF INDIA INTERNATIONAL CONVENTIONAL & EXPO CENTRE
SECTOR 25,DWARKA,NEW DELHI,INDIA

Drawing Status
CONSTRUCTION
GOOD FOR CONSTRUCTION (GFC)

Drawing No: L | 07 | 1800 | Rev. No: R0

Title :
CONVENTION CENTER-8F-OVER ALL ELV SYSTEM LAYOUT

EDRC DWG No : O17203-L-SP-07-LV-1800
Scale: AS INDICATED
Sheet Size: A0

This drawing is the property of L&T Construction, E&F (EDRC) and must not be passed on to any person or used in any manner for any purpose other than that authorised by us without our prior permission in writing.

O17203 - L - 07 - 1800 (CONVENTION CENTER-8F-OVER ALL ELV SYSTEM LAYOUT)

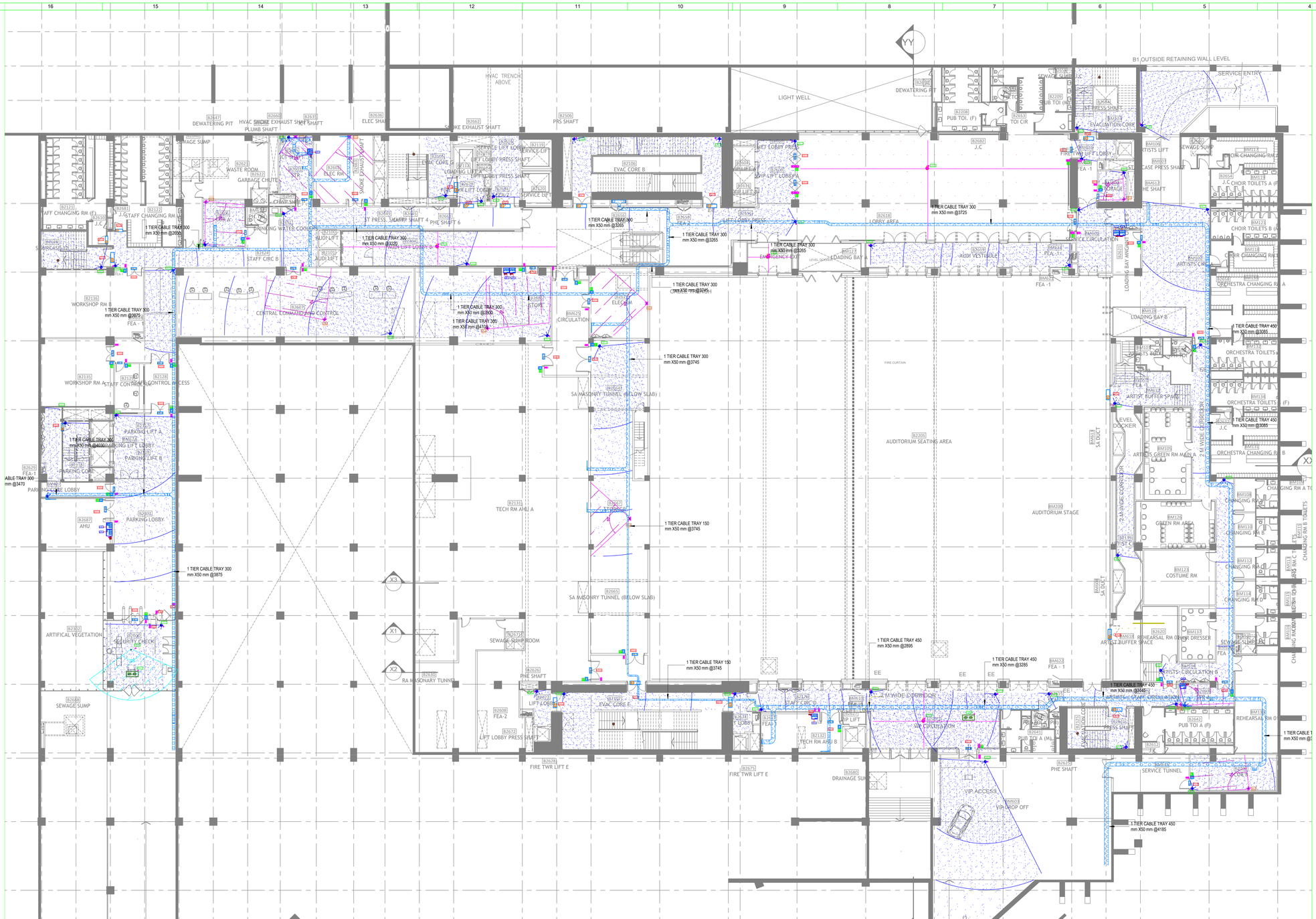

1 / 1901 CC_Basement 02 ELV SYSTEM OVERALL LAYOUT
1 : 200

GR. NO	NUMBER	ROOM	X m	Y m	SQM
1	B2100	AUDI LIFT A	2.5	2.05	5.13
2	B2101	AUDI LIFT B	2.5	2	5.00
3	B2102	COR B	10.05	4.15	41.71
4	B2105	EVAC CORE G	7.18	7.2	51.70
5	B2106	EVAC CORE B	17.42	6.42	111.84
6	B2107	EVAC CORE E	18.58	6.62	123.00
7	B2112	LOADING LIFT A	2.5	3.2	8.00
8	B2116	PARKING CORE	3	6.97	20.91
9	B2117	PARKING LIFT A	2.15	2.2	4.73
10	B2118	PARKING LIFT B	2.15	2.2	4.73
11	B2119	SERVICE LIFT A	3.5	3.4	11.90
12	B2120	SERVICE LIFT B	3.5	3.67	12.85
13	B2121	STAFF CHANGING RM (F)	-	-	91.53
14	B2122	STAFF CHANGING RM (M)	7.9	12.97	102.46
15	B2124	STAFF CIRC B	-	-	216.85
16	B2125	EVACUATION CORE F	7.05	7.17	50.55
17	B2126	STAFF CIRC D	-	-	34.10
18	B2128	STAFF CONTROL ACCESS	3.64	5.71	20.78
19	B2129	STAFF CONTROL RM	3.41	5.71	19.47
20	B2131	TECH RM AHU A	-	-	861.56
21	B2132	TECH RM AHU B	9.31	4.44	41.33
22	B2135	WORKSHOP RM A	8.42	7.87	66.27
23	B2136	WORKSHOP RM B	11.96	7.87	94.13
24	B2139	ARTIST CIRC	-	-	54.17
25	B2204	AUDI LIFT LOBBY B	45.54	4.25	294.90
26	B2205	AUDITORIUM SEATING AREA	53.7	47.25	2140.44
27	B2208	PUB TOI (F)	-	-	43.29
28	B2209	PUB TOI (M)	-	-	45.71
29	B2301	PARKING LOBBY	-	-	148.12
30	B2302	ARTIFICAL VEGETATION	7.73	37.6	290.65
31	B2506	PRS SHAFT	0.95	6.42	6.10
32	B2600	SECURITY CHECK	8.25	8.74	72.11
33	B2601	S.TR	3.9	6.52	26.60
34	B2602	ELEC RM	6.92	8.21	56.81
35	B2603	VVIP LIFT LOBBY A	4.37	7.45	32.56
36	B2604	VVIP LIFT A	2.55	2.6	6.63
37	B2605	SERVICE LIFT LOBBY	3.3	8.18	26.99
38	B2606	COR A	4.82	5.43	26.17
39	B2607	CENTRAL COMMAND AND CONTROL	27.64	7.99	218.00
40	B2608	FEA-2	1.5	0.75	1.13
41	B2610	J.C	0.6	1.25	0.75
42	B2612	J.C	2.56	1.35	3.46
43	B2613	VVIP LIFT B	2.55	2.6	6.63
44	B2614	VIP CIRCULATION	-	-	128.47
45	B2615	FEA -1	1.2	0.65	0.78
46	B2616	LIFT LOBBY PRESS	2.55	0.94	2.40
47	B2617	ELEC RM	8.69	8.19	54.79
48	B2618	LOBBY AREA	31.65	12.72	402.59
49	B2619	AUDI VESTIBULE	23.94	2.85	68.23
50	B2620	REHEARSAL RM 02	4.17	6.5	27.11
51	B2621	LOADING BAY MNGMNT OFFICE B	3.29	5.09	16.75
52	B2622	GARBAGE CHUTE	1.98	1.61	3.19
53	B2623	WASTE ROOM	-	-	51.02
54	B2624	LIFT LOBBY PRESS SHAFT	1.56	1.12	1.75
55	B2625	PHE SHAFT	0.47	1.3	0.61
56	B2626	PHE SHAFT	1.79	0.47	0.84
57	B2627	VIP LIFT	2.6	2.55	6.63
58	B2628	FIRE TWR LIFT E	2	1.8	3.60
59	B2629	FEA-1	0.6	1.2	0.72
60	B2630	RA MASONARY TUNNEL	-	-	95.38
61	B2631	PRESS SHAFT	0.62	4.76	2.95
62	B2632	J.C	1.81	0.55	1.00
63	B2634	FEA-2	0.62	2.06	1.28
64	B2635	ICT SHAFT	0.7	0.92	0.64
65	B2636	ELEC SHAFT	1.2	2.71	3.25
66	B2641	PUB TOI A (M)	6.28	4.95	31.09
67	B2642	PUB TOI A (F)	-	-	53.35
68	B2645	CHWP SHAFT 4	4.43	0.49	2.17
69	B2646	SEWAGE SUMP	4	2	8.00
70	B2647	DEWATERING PIT	2	2	4.00
71	B2648	PLUMB SHAFT	1.68	0.6	1.01
72	B2649	ST PRESS. SHAFT	1.2	2.73	3.28
73	B2650	DEWATERING PIT	2	2	4.00
74	B2651	SEWAGE SUMP.LC	2.41	2.51	6.05
75	B2652	PH TOI	3.13	1.82	5.70
76	B2653	TOI CIR	3.23	2.3	7.43
77	B2654	J.C	0.6	1.55	0.93
78	B2655	SEWAGE SUMP.LC	1.98	1.2	2.38
79	B2656	ICT SHAFT	1.6	0.35	0.63
80	B2657	CHWP SHAFT	3	0.93	2.79
81	B2658	J.C	1.4	0.6	0.84
82	B2659	FEA 2	1.52	0.84	1.28
83	B2660	HVAC SMOKE EXHAUST SHAFT	1	6.62	6.62
84	B2661	PHE SHAFT 6	2.07	0.49	1.01
85	B2662	SMOKE EXHAUST SHAFT	4.29	0.95	4.06
86	B2663	SMOKE EXHAUST SHAFT	1.2	1.83	2.20
87	B2664	SA MASONARY TUNNEL	8.12	3.65	29.64
88	B2665	SA MASONARY TUNNEL	8.12	3.65	29.64
89	B2666	SEWAGE SUMP	3.33	3.56	11.85
90	B2667	STORAGE	6.69	36.47	243.98
91	B2668	LIFT LOBBY PRESS	2.57	0.64	1.64
92	B2671	SEWAGE SUMP ROOM	2.2	3.6	7.92
93	B2672	LIFT LOBBY PRESS SHAFT	0.8	3.88	3.10
94	B2673	LIFT LOBBY	2	4.02	8.04
95	B2674	LIFT LOBBY	2.27	4.57	10.37
96	B2675	FIRE TWR LIFT E	1.6	2	3.60
97	B2677	FEA-1	0.88	1.22	1.07
98	B2678	LIFT LOBBY PRESS SHAFT	1.59	1.88	2.99
99	B2679	FIRE TWR LIFT LOBBY	3.59	3.48	10.75
100	B2680	DRAINAGE SUMP	2	2	4.00
101	B2681	J.C	0.6	1.25	0.75
102	B2682	J.C	2.14	0.6	1.28
103	B2683	EMERGENCY EXIT	5.18	3.52	18.23
104	B2684	ST PRESS SHAFT	2.8	2.8	7.84
105	B2685	ICT SHAFT	0.2	0.82	0.16
106	B2686	STORE	15.8	8.77	138.57
107	B2687	AHU	8.33	5.8	48.15
108	B2688	SEWAGE SUMP	2	2	4.00
109	B2689	S.TAIRCASE-12	-	-	30.60
110	B2690	S.TR A	6.35	2.7	17.15
111	B2691	DRINKING WATER COOLERS	1.03	0.87	0.90
112	BM100	PH TOI	2	2.35	4.70
113	BM101	ARTISTS TOI	3.81	3.15	12.00
114	BM102	ARTISTS CIRC A	-	-	137.98
115	BM103	ARTISTS CIRCULATION B	-	-	104.97
116	BM104	ARTISTS - CIRCULATION B	5.56	10.85	60.33
117	BM105	ARTISTS LIFT	2.15	2.28	4.90
118	BM106	ARTISTS GREEN RM MAIN A	5.56	10.85	60.33
119	BM107	ARTISTS LIFT	2.15	2.28	4.90
120	BM108	CHANGING RM A	2.41	3.87	9.33
121	BM109	CHANGING RM A TOILETS	2.56	3.41	8.73
122	BM110	CHANGING RM B	2.41	3.91	9.42
123	BM111	CHANGING RM B TOILETS	2.56	4.4	11.26
124	BM112	CHANGING RM C	2.41	3.68	8.86
125	BM113	CHANGING RM C TOILETS	2.56	3.4	8.70
126	BM114	CHANGING RM D	2.41	5.96	14.36
127	BM115	CHANGING RM D1 TOILETS	2.56	4.35	11.09
128	BM116	CHANGING RM D2 TOILETS	2.56	3.35	8.58
129	BM117	CHOIR CHANGING RM A	-	-	29.42
130	BM118	CHOIR CHANGING RM B	-	-	27.15
131	BM119	CHOIR TOILETS A (F)	7.85	3.97	31.16
132	BM121	CHOIR TOILETS B (M)	7.85	3.97	31.16
133	BM123	COSTUME RM	8.31	6.39	53.10
134	BM124	EVACUATION CORE C	7.15	7.65	54.70
135	BM126	GREEN RM AREA	9.29	5.56	51.64
136	BM127	LOADING BAY A	7.7	3.46	26.57
137	BM128	LOADING BAY B	8.55	3.5	29.93
138	BM130	ORCHESTRA CHANGING RM A	7.85	7.55	59.11
139	BM131	ORCHESTRA CHANGING RM B	7.82	7.56	59.12
140	BM132	ORCHESTRA TOILETS A	7.85	4.07	31.95
141	BM134	ORCHESTRA TOILETS B (F)	-	-	29.33
142	BM136	REHEARSAL RM 09	5.07	11.49	58.25
143	BM137	HAIR DRESSER	4.22	6.5	27.43
144	BM200	AUDITORIUM STAGE	9.13	42.2	385.29
145	BM600	STORAGE	3.24	3.59	11.63
146	BM601	SERVICE CIRCULATION	-	-	43.46
147	BM602	ARTISTS - STAFF CIRCULATION	4.17	2.85	11.88
148	BM603	VIP DROP OFF	20.63	14.79	305.12
149	BM605	FEA -1	0.75	1.12	0.84
150	BM607	STAIRCASE PRESS SHAFT	2.95	1.05	3.10
151	BM608	SA DUCT	1.2	2.5	3.00
152	BM609	FEA -1	0.6	1.2	0.72
153	BM610	FEA -1	1.22	0.76	0.93
154	BM611	FEA -1	0.6	1.2	0.72
155	BM612	PHE SHAFT	0.75	3.52	2.64
156	BM613	SA DUCT	1.2	2.47	2.96
157	BM614	FEA -1	1.2	0.55	0.66
158	BM615	SERVICE TUNNEL	8.84	4.36	38.57
159	BM616	FIRE TWR LIFT LOBBY	4.95	2.28	11.29
160	BM617	ARTIST BUFFER SPACE	7.23	3.93	28.41
161	BM618	ARTIST BUFFER SPACE	-	-	28.04
162	BM619	PH TOI	2.85	2.06	5.51
163	BM620	VIP LIFT LOBBY	3.11	4.09	12.72
164	BM621	FEA - 1	1.2	0.67	0.80
165	BM622	FEA - 1	0.97	0.69	0.67
166	BM623	FEA - 1	0.65	1.2	0.78
167	BM624	PARKING LIFT LOBBY	3.5	7.55	26.43
168	BM625	CIRCULATION	-	-	50.22
169	BM626	PUB TOI A (PH)	1.97	2.12	4.18
169	BM627	PARKING CORE LOBBY	-	-	32.77
		TOTAL			9175.97

REFERENCE DRAWING

ARCHITECTURE
FLOOR PLANS APPROVED VIA TRANSMITTAL NO EDRC-B&F/O17203/01346
STRUCTURE
O17203-C-SP-07-NU-0002 - NUMERATION DETAIL OF B2 LEVEL
O17203-C-SP-07-NU-1002 - NUMERATION DETAIL OF B2 LEVEL -ZONE 1
O17203-C-SP-07-NU-2002 -NUMERATION DETAIL OF B2 LEVEL -ZONE 2
ELECTRICAL
O17203-E-SP-07-1L-0341 TO 03430-CONVENTION CENTER MSLD - 1/3 TO 3/3
O17203-E-SP-07-SC-0344-CONVENTION CENTER EARTHING SCHEMATIC
O17203-E-SP-07-EE-0208-CONVENTION CENTER -B2- ELECTRICAL EQUIPMENT, CABLE TRAY & EARTHING LAYOUT - OVERALL PLAN
O17203-E-SP-07-EE-0209 TO 0217-CONVENTION CENTER -B2- ELECTRICAL EQUIPMENT, CABLE TRAY & EARTHING LAYOUT 1/9 TO 9/9
O17203-E-SP-07-DC-0380-CONVENTION CENTER - CABLE SCHEDULE
O17203-E-SP-07-DC-0381-CONVENTION CENTER -BASEMENT -2 CABLE TRAY SCHEDULE
ELV
O17203-L-SP-07-LV-1901-CONVENTION CENTER -B2- OVER ALL ELV SYSTEM LAYOUT
FPS
O17203-F-SP-07-PL-1003 TO 6003-CONVENTION CENTRE - BASEMENT 2 - ZONE 1 TO ZONE 6: LAYOUT OF WETRISER CUM DOWNCOMER, AUTOMATIC SPRINKLER SYSTEM, PORTABLE FIRST-AID FIRE EXTINGUISHERS AND PHOTOLUMINESCENT SAFETY SIGNAGES
PHE
O17203-U-SP-07-IP-0106 TO 0108-PLUMBING SYSTEM LAYOUT - BASEMENT 2- WATER SUPPLY LAYOUT (SHEET 1 OF 3) TO (SHEET 3 OF 3)
O17203-U-SP-07-IP-0144 TO 0145-BASEMENT 2 DRAINAGE DETAILS (SHEET 1 OF 2) TO (SHEET 2 OF 2)
HVAC
O17203-V-SP-07-AC-0021-CONVENTION CENTRE BASEMENT B2 OVERALL PLAN - HVAC EQUIPMENT DUCTING AND PIPING LAYOUT
O17203-V-SP-07-AC-1001 TO 9001-CONVENTION CENTRE BASEMENT B2 - HVAC EQUIPMENT DUCTING AND PIPING LAYOUT - ZONE 1 TO 9
FOR SECURITY CHECK EQUIPMENT
REFER DRAWING NO - O17203-L-SP-07-LV-6400

ACS LEGENDS

SYMBOL	DESCRIPTION	MOUNTING HEIGHT
ACS	ACCESS, DUAL READER CONTROLLER (Make-RBH, Model No.- RBH-LNCON-4DRI)	INSIDE ENCLOSURE
ACS	DUAL INTERFACE MODULE FOR READERS (Make-RBH, Model No.-)	INSIDE ENCLOSURE
ACS	INPUT & OUTPUT CONTROL MODULE (Make-RBH, Model No.- RBH-IOC-16)	INSIDE ENCLOSURE
	PROXIMITY CARD READER (Make-RBH, Model No.- RBH-RRK)	1500MM FROM FFL
	SMART CARD READER WITH KEYPAD (Make-RBH, Model No.- RBH-SCR-KP)	1500MM FROM FFL
	BIO METRIC CARD READER (Make-RBH, Model No.- RBH-BIFR-100)	1500MM FROM FFL
	PIN READER (Make-RBH, Model No.- IOMTERM-8-)	1500MM FROM FFL
	MAGNETIC CONTACT (Make-CQR, Model No.- SCS70WHGSEN)	ON DOOR
	MAGNETIC CONTACT-ROLLING SHUTTER (Make-CQR, Model No.- SCS70WHGSEN)	ON DOOR
	EM LOCK-SINGLE LEAF WITH DPS (Make-REMCON, Model No.- RDX-600-LBS-SL-M)	ON DOOR
	EM LOCK-DOUBLE LEAF WITH DPS (Make-REMCON, Model No.- RDX-600-LBS-DL-M)	ON DOOR
	EMERGENCY BREAK GLASS UNIT (Make-BEL, Model No.-G-1NBC)	1500MM FROM FFL
	EXIT PUSH BUTTON (Make-BEL, Model No.-PBS-0000)	1500MM FROM FFL
	MOTION DETECTOR (Make- TEXECOM, Model No.-WTX5002)	2500MM FROM FFL
	4 CORE CABLE (Make-BHTTONE)	INSIDE CONDUIT
	2 CORE CABLE (Make-BHTTONE)	INSIDE CONDUIT
	32 MM PVC CONDUIT (Make- PAPC)	ON WALL AND CEILING
	50 MM PVC CONDUIT (Make- PAPC)	ON WALL AND CEILING

CCTV LEGENDS

SYMBOL	DESCRIPTION	MOUNTING HEIGHT
	INDOOR/OUTDOOR FIXED CAMERA (Make-PELCO, Model No.- IMP231-1ERS)	WALL/FALSE CEILING MOUNTED
	INDOOR/OUTDOOR 360 Deg CAMERA (Make-PELCO, Model No.-IMM12136-1ES)	WALL/FALSE CEILING MOUNTED
	INDOOR FIXED CAMERA(Face Recognition) (Make-PELCO, Model No.- IMP231-1ERS)	WALL/FALSE CEILING MOUNTED
	PATCH CORD	WALL/FALSE CEILING INSTALLATION

PCS LEGENDS

SYMBOL	DESCRIPTION	MOUNTING HEIGHT
	3D SENSOR FOR PEOPLE COUNTING	1500MM FROM FFL
	PATCH CORD	WALL/FALSE CEILING INSTALLATION

OTHER VENDOR SCOPE

SYMBOL	DESCRIPTION
	IP Ethernet Point
UPS	UPS Power Supply Point (230V X AMP)

GENERAL NOTE
1. ALL DIMENSIONS ARE IN MILLIMETER UNLESS OTHERWISE SPECIFIED.
2. EXACT ROUTING SHALL BE DECIDED AT SITE IN CONSULTATION WITH ENGINEERING IN CHARGE TO SUIT SITE CONDITIONS.
3. MS CONDUIT USED FOR OPEN APPLICATION.
4. THIS DRAWING IS ONLY INDICATIVE AND MAY VARY ACCORDING TO SITE CONDITION AND REQUIREMENT.
5. 50% SPARE IS MAINTAINED IN CONDUIT.

CCTV & ACS SYSTEM
1. IP POINT HAS TO BE MADE AVAILABLE NEAR EACH CAMERA. REFER DATA VOICE LAYOUT-O17203-L-SP-07-DV-2901.
2. THE CCTV CAMERA VIEW ANGLE TO BE SET AS PER THE COVERAGE LOCATION.
3. ALL SCHEMATICS DRAWING SHALL BE SUBMITTED SEPARATELY.
4. IP POINT HAS TO BE MADE AVAILABLE NEAR EACH ACS CONTROLLER. REFER DATA VOICE LAYOUT-O17203-L-SP-07-DV-2901.

IP TALK BACK SYSTEM
1. CAT6A, 4 PAIR TWISTED PAIR U/UTP CABLES SHALL BE USED TO CONNECT WITH NEAREST AVAILABLE IP POINT.

TYPICAL MOUNTING DETAILS FOR 360 DEGREE CAMERA SURFACE MOUNT

TYPICAL MOUNTING DETAILS FOR WALL CEILING SURFACE MOUNT

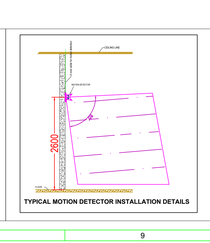

TYPICAL MOTION DETECTOR INSTALLATION DETAILS



CAMERA FIELD OF VIEW

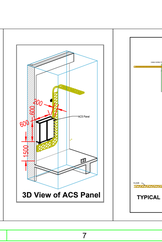

3D View of ACS Panel

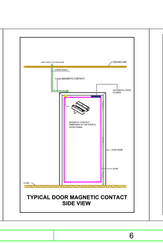

TYPICAL DOOR MAGNETIC CONTACT SIDE VIEW

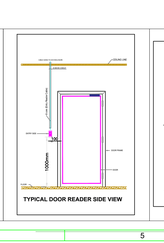

TYPICAL DOOR READER SIDE VIEW

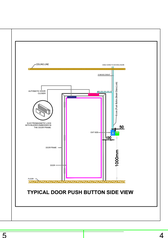

TYPICAL DOOR PUSH BUTTON SIDE VIEW

KEY PLAN

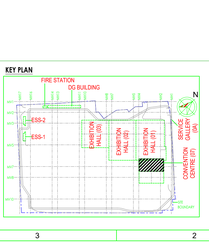

Owner / Employer
India International Convention & Exhibition Centre Limited
Room No. 402A, Ministry of Commerce & Industry, DIPP, Udyog Bhawan, New Delhi - 110011, India

Department of Industrial Policy and Promotion Ministry of Commerce & Industry Government of India

Knowledge Partner
Delhi Mumbai Industrial Corridor Development Corporation
Room No.341 B, 3rd Floor Hotel Ashok, Diplomatic Enclave, 50B Chankyapuri, New Delhi - 110021

Employer's Representative

Employer's Engineer
Programme Management Consultant (PMC)
AECOM

Preliminary Engineering Architecture Consultants (PEAC)
idom
Av. Del Manzanito de El Escorial, 4, 28049 Madrid, Spain
CPKUKREJA ARCHITECTS
No.D-1, Ashirwad Building, Green Park, New Delhi, Delhi 110016, India

EPC Contractor
L&T Construction
Buildings & Factories
Mount Poonamallee Road, Manapakkam, P.B.No.979, Chennai - 600 089

EPC Contractor's Representatives
Design Consultant
Engineering Design and Research Center (EDRC)
L&T Construction - Buildings & Factories

Architectural Consultant
ARCOP
Arcop Associates Pvt. Ltd.
A-15, Pompose Enclave , GK-1
New Delhi, Delhi 110048, India

Structural Proof Consultant
Indian Institute of Technology (IIT) Madras
Sardar Patel Rd, Opposite to C, L.R.I, Adyar, Chennai, Tamil Nadu 600036

MEP Proof Consultant
egis
Egis India Consulting Engineers Pvt. Ltd.
Plot No. 66, Sector 32, Institutional Area, Opp: Zenotix Solutions, Gurugram, Haryana 122001

ICT Proof Consultant
CKR CONSULTING ENGINEERS
CKR Consulting Engineers Pvt. Ltd.
#401, 3rd Floor, Narayana Arcade, Subbaramachetty Road, Nellakalapa Circle, Basavanagudi, Bengaluru - 560004

Certification

EPC Contractor

Design Consultant

Architectural Consultant

Proof Consultant

Structural	MEP	ICT

PEAC

Issued by:
Employer / Employer's Engineer

REV	DESCRIPTION	DATE	DSGN	DRWN	CHKD	APPD
R0	ISSUED AS GOOD FOR CONSTRUCTION	04.01.20	BVH	SS	MJK	GNR

Revisions

ARCHITECTURE			FPS			
STRUCTURAL			PIPING			
ELECTRICAL			PHE			
ELV SYSTEM			GIS			
HVAC			GEOTECH			
CHECKED BY	SIGN	DATE	CHECKED BY	SIGN	DATE	

EPC Contractor
L&T Construction
Buildings & Factories

JOB No : O17203

Project Name
DESIGN AND CONSTRUCTION OF INDIA INTERNATIONAL CONVENTIONAL & EXPO CENTRE

SECTOR 25,DWARKA,NEW DELHI,INDIA

Drawing Status
GOOD FOR CONSTRUCTION (GFC)

Drawing No			Rev. No
L	07	1901	R0

Title :
CONVENTION CENTRE-BASEMENT 2-OVER ALL ELV SYSTEM LAYOUT

EDRC DWG No :	Scale	Sheet Size
O17203-L-SP-07-LV-1901	As Indicated	A0

This drawing is the property of L&T Construction and is not to be used in any form or by any means without the written permission of L&T Construction

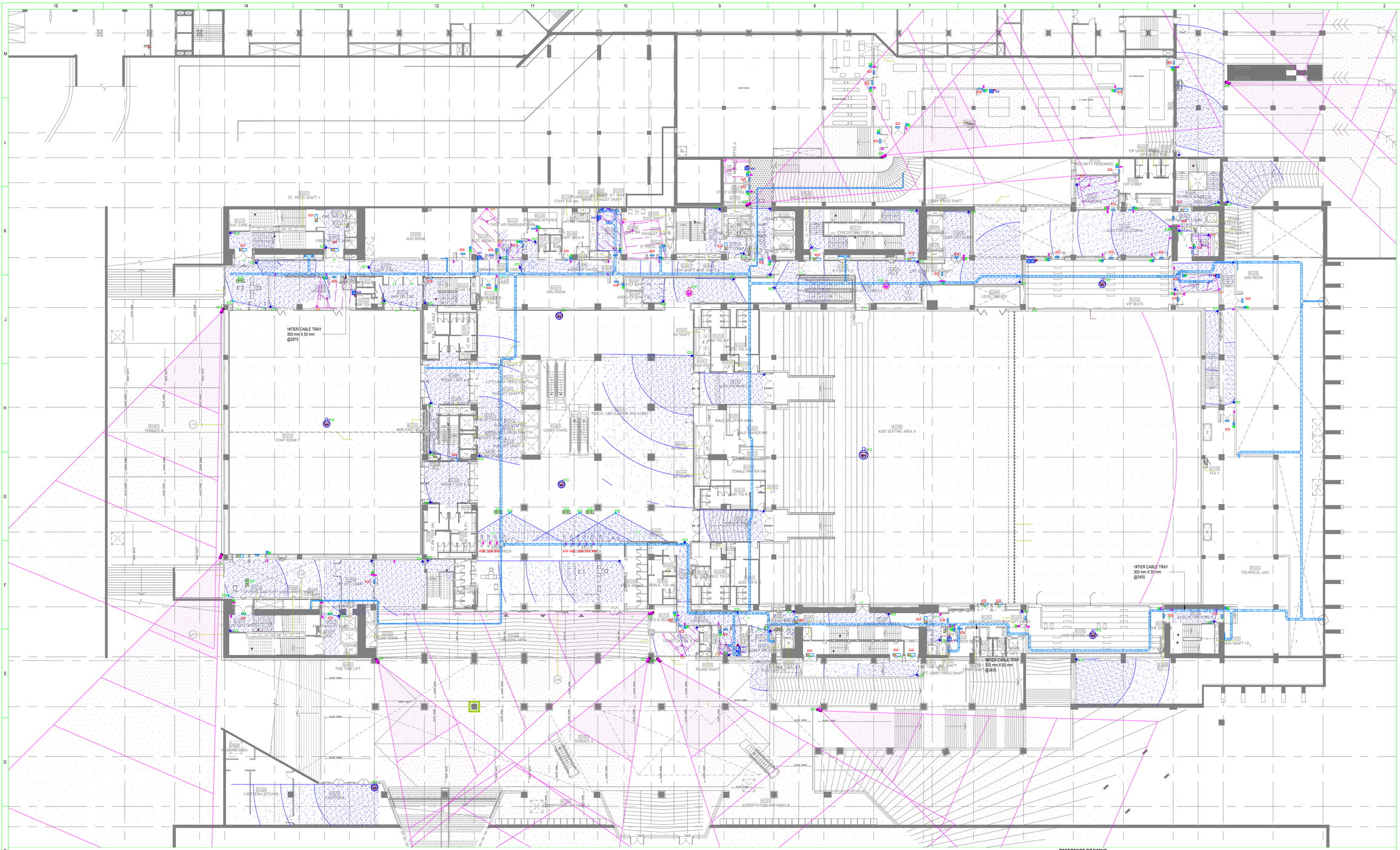
1#TIER CABLE TRAY
300 mm X 50 mm
@2875
1#TIER CABLE TRAY
300 mm X 50 mm
@3455
1#TIER CABLE TRAY
300 mm X 50 mm
@3455
ST. PRESS SHAFT 1
FIRE TWR LIFT A
FIRE STAIR SHAFT
VAC CORE
AHU ROOM
FINISHING KITCHEN
STAFF AREA B
ELEC SHAFT
ST PRESS SHAFT B
LIFT SHAFT #6
LIFT SHAFT #5
LIFT SHAFT #4
LIFT SHAFT #3
LIFT SHAFT #2
LIFT SHAFT #1
AUDI LIFT SHAFT #1
CHW SHAFT #1
CHW SHAFT #2
CHW SHAFT #3
CHW SHAFT #4
CHW SHAFT #5
CHW SHAFT #6
LIFT LOBBY PRESS SHAFT
EVACUATION CORE B
EVACUATION CORE A
AUDI CIRCULATION
AUDI CIRCULATION #1
AUDI CIRCULATION #2
AUDI CIRCULATION #3
AUDI CIRCULATION #4
AUDI CIRCULATION #5
AUDI CIRCULATION #6
AUDI CIRCULATION #7
AUDI CIRCULATION #8
AUDI CIRCULATION #9
AUDI CIRCULATION #10
AUDI CIRCULATION #11
AUDI CIRCULATION #12
AUDI CIRCULATION #13
AUDI CIRCULATION